

*CASE IS SPLIT IN TWO EQUAL HALVES

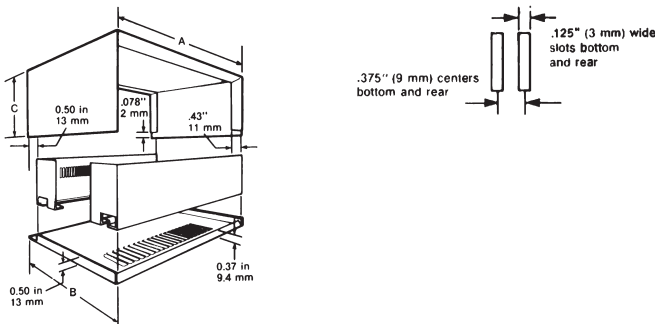
HAMMOND 1401 SERIES VENTILATED HIGH PROFILE INSTRUMENT CASE

18 gauge CRS case with **Sand** coloured powder paint textured finish. Complete with two .064" thick aluminum panels, one **Satin Black** finish and one **Sand**, the rear **Sand** finished panel is vented top and bottom. 6-32 Phillips nickel plated screws and self-adhesive rubber feet are included. The case splits into two equal halves. Use **1448** Series internal rails and chassis (order separately).

HAMMOND 1401 SERIES VENTILATED HIGH PROFILE INSTRUMENT CASES

Cat. No.	Dimensions—mm (Inches)			Wt. Lbs.	Net Price
	A	B	C		
1401AAA	4(101)	6(152)	4.0(101)	#	\$52.12
1401AA	6(152)	6(152)	5.0(127)	#	56.13
1401A	6(152)	10(254)	5.0(127)	#	60.15
1401C	8(203)	10(254)	9.0(229)	#	70.16
1401E	8(203)	8(203)	8.0(203)	#	66.15
1401G	10(254)	12(305)	9.0(229)	#	88.20
1401K	10(254)	14(356)	6.5(165)	7	90.20
1401M	12(305)	8(203)	9.0(229)	5	94.22
1401N	14(356)	8(203)	9.0(229)	7	96.22
1401P	14(356)	10(254)	5.0(127)	7	86.20
1421J6	Replacement Screws (pkg. 6)				4.33

= Under 5 lb. weight.



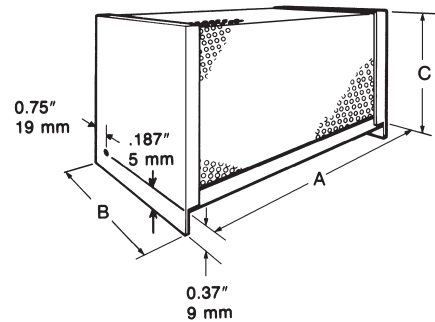
HAMMOND 1426 SERIES VENTILATED LOW PROFILE INSTRUMENT CASES

These 20 gauge CRS enclosures are finished in **Sand** or **Gulf Blue** textured powder paint. Front and rear .064" thick aluminum panels are supplied. The front panel is **Satin Black** finish with the rear panel matching the cabinet colour. Philips nickel plated screws and rubber feet are included. Rear panel and bottom of enclosure is vented.

HAMMOND 1426 SERIES VENTILATED LOW PROFILE INSTRUMENT CASES

Cat. No.	Dimensions—Inches (mm)			Wt. Lbs.	Net Price
	A	B	C		
SANTEX					
1426K	6.0(152)	5.0(127)	4.0(102)	#	\$48.11
1426M	8.0(203)	6.0(152)	4.0(102)	#	50.11
1426O	10.0(254)	7.0(178)	4.0(102)	#	56.13
1426Q	11.0(279)	11.7(297)	5.5(140)	6	56.13
1426S	12.0(305)	6.0(152)	4.0(102)	6	60.14
1426V	12.0(305)	8.0(203)	4.0(102)	6	60.14
1426W	12.0(305)	10.0(254)	4.0(102)	6	64.15
1426Y	12.0(305)	6.0(152)	5.5(140)	6	60.14
BLUETEX					
1426KB	6.0(152)	5.0(127)	4.0(102)	#	48.11
1426MB	8.0(203)	6.0(152)	4.0(102)	#	50.11
1426OB	10.0(254)	7.0(178)	4.0(102)	#	56.13
1426QB	11.0(279)	11.7(297)	5.5(140)	6	56.20
1426SB	12.0(305)	6.0(152)	4.0(102)	6	60.14
1426WB	12.0(305)	10.0(254)	4.0(102)	6	64.15
1426WB	12.0(305)	10.0(254)	4.0(102)	6	64.15
1426YB	12.0(305)	6.0(152)	5.5(140)	6	60.14
1421J6	Replacement Screws (pkg. 6)				4.33

= Weight under 5 lbs.



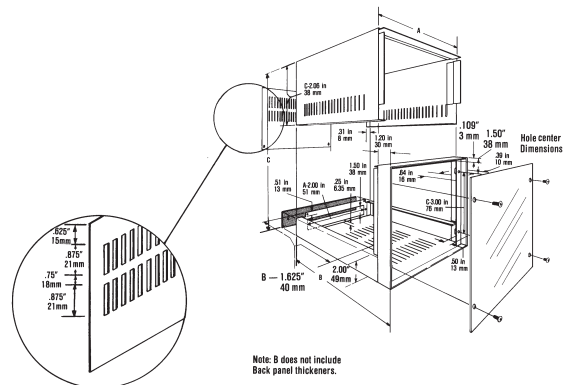
HAMMOND 1451 SERIES VENTILATED METAL CHASSIS COVER

These chassis covers provide good ventilation and protection to prototypes and test assemblies. For use with the **1441** and **1444** Series chassis (not included). Constructed from 20 ga. CRS with ends welded to a perforated steel wrapper, finished in standard ASA 61 **Grey** powder paint and complete with 4 self tapping fastening screws.

HAMMOND 1451 SERIES STEEL VENTILATED METAL CHASSIS COVERS

Cat. No.	Dimensions mm (In.)			For Chassis	Net Lbs.	Net Price
	A	B	C			
1451-10	203(8.0)	102(4.0)	132(5.2)	4x8	#	\$32.38
1451-14	228(9.0)	127(5.0)	132(5.2)	5x9	#	36.62
1451-16	254(10.0)	152(6.0)	132(5.2)	6x10	#	40.60
1451-22	305(12.0)	203(8.0)	132(5.2)	8x12	#	46.33
1451-26	406(16.0)	203(8.0)	132(5.2)	8x16	#	48.31
1451-29	254(10.0)	305(12.0)	132(5.2)	10x12	#	47.27
1451-30	432(17.0)	254(10.0)	132(5.2)	10x17	#	56.04

= Weight under 5 lbs.



Note: B does not include Back panel thickener.

Continued on next page...

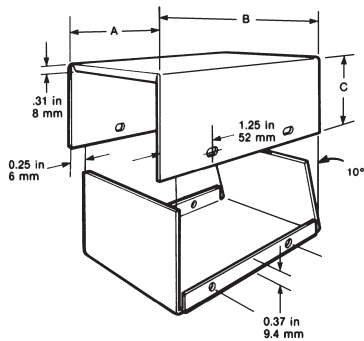
HAMMOND METAL INSTRUMENT CASES 1452 SERIES VENTILATED CHASSIS TYPE INSTRUMENT CASE

20 ga. cover and 18 ga. CRS base and frame finished in **Sand** coloured textured powder paint. .064" thick aluminum panel painted **Satin Black** one side only. Phillips, nickel-plated screws and self-adhesive rubber feet included.

HAMMOND 1452 SERIES VENTILATED CHASSIS TYPE INSTRUMENT CASES

Cat. No.	Dimensions (Inches)			Panel Size		Wt. Lbs.	Net Price
	A	B	C	E	D		
1452DE11	7.5	10.9	8.5	8.25	7.25	7	\$118.22
1452FF13	9.5	12.9	9.5	9.25	9.25	10	143.64
1452FH17	9.5	16.9	11.5	11.25	9.25	12	173.22
1452GC6	10.5	5.9	6.5	6.25	10.25	5	115.35
1452HD7	11.5	6.9	7.5	7.25	11.25	7	116.15
1452KE9	13.5	8.9	8.5	8.25	13.25	9	136.55
1452PG9	17.5	8.9	10.5	10.25	17.25	13	177.29

Note: "B" dimension does not include Back Panel thickeners.



HAMMOND METAL INSTRUMENT CASES 1454 SERIES MINIATURE SLOPE FRONT INSTRUMENT CASE

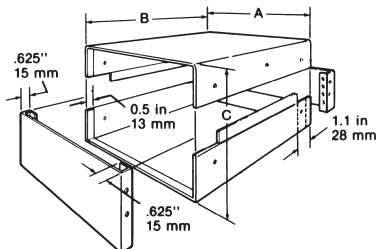
20 ga. CRS. **Semi-Gloss Sand** coloured panels with textured powder paint **Black** covers. 6-32 Phillips, nickel plated screws and self-adhesive rubber feet included. Choice of sloping or vertical front panels by reversing case.

HAMMOND 1454 SERIES MINIATURE SLOPE FRONT INSTRUMENT CASES

Cat. No.	Dimensions Inches (mm)			Wt. Lbs.	Net Price
	A	B	C		
1454C	4.0(102)	2.5(64)	2.0(51)	#	\$14.04
1454E	4.0(102)	5.0(127)	2.0(51)	#	18.04
1454F	4.0(102)	6.0(152)	3.0(76)	#	19.64
1454G	6.0(152)	2.5(64)	2.0(51)	#	16.97
1454H	5.0(127)	7.5(191)	2.5(64)	#	21.21
1454J	4.0(102)	3.0(76)	4.0(102)	#	18.04
1454K	8.0(203)	3.5(89)	2.5(64)	#	20.61
1454L	5.0(127)	6.0(152)	4.0(102)	#	21.21
1454M	4.0(102)	3.0(76)	6.0(152)	#	19.64
1454P	10.0(254)	5.0(127)	3.5(89)	#	24.05
1454R	5.0(127)	5.0(127)	7.5(191)	#	22.42

= Weight under 5 lbs.

NOTE: Models with "B" dimension less than 5 inches (127mm) have only one hole per side, centred in "B".



HAMMOND 1458 SERIES LOW PROFILE INSTRUMENT CASES

These symmetrically designed (either end can be front), 18 gauge CRS cases are finished in either **Black** or **Gulf Blue** textured powder paint. Each case comes complete with; two .064" thick aluminum panels (one in **Satin Black** and one in **Smoke White** finish), 6-32 Phillips nickel plated screws and self-adhesive rubber feet. The case is split in two equal halves. Use **1448** Series internal rails (both top and bottom covers can then be removed without affecting component to panel connections).

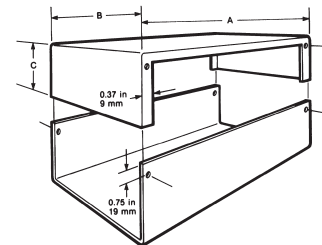
HAMMOND 1458 SERIES LOW PROFILE INSTRUMENT CASES

Cat. No.	Dimensions—Inches (mm)			Wt. Lbs.	Net Price
	A	B	C		
BLACKTEX					
1458A3	4(101)	4(101)	3(76.2)	#	\$38.18
1458B4	6(152)	4(101)	4(101)	#	42.33
1458C3	6(152)	6(152)	3(76.2)	#	38.18
1458C4	6(152)	6(152)	4(101)	#	39.45
1458D3	8(203)	8(203)	3(76.2)	#	46.15
1458D4	8(203)	8(203)	4(101)	#	48.69
1458D5	8(203)	8(203)	5(127)	#	52.51
1458E3	8(203)	10(254)	3(76.2)	#	49.96
1458E4	8(203)	10(254)	4(101)	#	52.82
1458E5	8(203)	10(254)	5(127)	#	55.69
1458G3	10(254)	8(203)	3(76.2)	#	52.82
1458G4	10(254)	8(203)	4(101)	#	57.27
1458G5	10(254)	8(203)	5(127)	#	54.09

BLUETEX

1458A3B	4(101)	4(101)	3(76.2)	#	38.18
1458B4B	6(152)	4(101)	4(101)	#	42.33
1458C3B	6(152)	6(152)	3(76.2)	#	38.18
1458C4B	6(152)	6(152)	4(101)	#	39.45
1458D3B	8(203)	8(203)	3(76.2)	#	46.15
1458D4B	8(203)	8(203)	4(101)	#	48.69
1458D5B	8(203)	8(203)	5(127)	#	52.51
1458E3B	8(203)	10(254)	3(76.2)	#	49.96
1458E4B	8(203)	10(254)	4(101)	#	52.82
1458E5B	8(203)	10(254)	5(127)	#	55.69
1458G3B	10(254)	8(203)	3(76.2)	#	52.82
1458G4B	10(254)	8(203)	4(101)	#	57.27
1458G5B	10(254)	8(203)	5(127)	#	54.09

= Weight under 5 lbs.



HAMMOND GENERAL PURPOSE CASES 1411 ALUMINUM UTILITY CASE

.040" thick aluminum with ASA 61 **Grey** baked enamel finish (outside only). 4 self-tapping screws are included.

HAMMOND 1411 SERIES ALUMINUM UTILITY CASES

Cat. No.	Dimensions mm (In.)			Wt. Lbs.	Net Price
	A	B	C		
1411B	69(2.7)	56(2.2)	41(1.6)	#	\$6.66
1411C	81(3.2)	56(2.2)	28(1.1)	#	6.76
1411D	81(3.2)	56(2.2)	41(1.6)	#	6.80
1411F	102(4.0)	56(2.2)	76(3.0)	#	7.46
1411G	102(4.0)	56(2.2)	41(1.6)	#	7.06
1411H	102(4.0)	56(2.2)	56(2.2)	#	7.18
1411K	127(5.0)	56(2.2)	56(2.2)	#	8.24
1411L	127(5.0)	102(4.0)	76(3.0)	#	10.72
1411M	152(6.0)	76(3.0)	76(3.0)	#	12.00
1411N	127(5.0)	76(3.0)	56(2.2)	#	8.76
1411P	152(6.0)	127(5.0)	102(4.0)	#	15.02
1411Q	178(7.0)	127(5.0)	76(3.0)	#	14.64
1411R	203(8.0)	152(6.0)	89(3.5)	#	24.00
1411S	203(8.0)	102(4.0)	76(3.0)	#	22.00
1411T	254(10.0)	56(2.2)	41(1.6)	#	24.10
1411U	254(10.0)	152(6.0)	89(3.5)	#	29.22
1411W	305(12.0)	76(3.0)	56(2.2)	#	28.00
1411X	305(12.0)	178(7.0)	102(4.0)	#	35.00
1411Z	432(17.0)	127(5.0)	102(4.0)	#	38.00

ASA 61 **Grey** powder paint (outside only), only finish available.

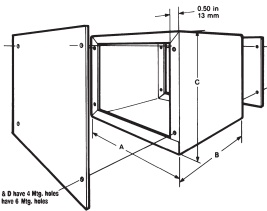
= Weight under 5 lbs.

Continued on next page....

HAMMOND 1411 SERIES ALUMINUM UTILITY CASES—UNPAINTED

Cat. No.	Dimensions mm (In.)			Wt. Lbs.	Net Price
	A	B	C		
1411BU	69(2.7)	56(2.2)	41(1.6)	#	\$4.32
1411CU	81(3.2)	56(2.2)	28(1.1)	#	4.60
1411DU	81(3.2)	56(2.2)	41(1.6)	#	4.96
1411FU	102(4.0)	56(2.2)	76(3.0)	#	6.13
1411GU	102(4.0)	56(2.2)	41(1.6)	#	5.36
1411HU	102(4.0)	56(2.2)	56(2.2)	#	5.76
1411KU	127(5.0)	56(2.2)	56(2.2)	#	7.14
1411LU	127(5.0)	102(4.0)	76(3.0)	#	8.88
1411MU	152(6.0)	76(3.0)	76(3.0)	#	10.00
1411NU	127(5.0)	76(3.0)	56(2.2)	#	7.60
1411PU	152(6.0)	127(5.0)	102(4.0)	#	12.68
1411QU	178(7.0)	127(5.0)	76(3.0)	#	12.13
1411RU	203(8.0)	152(6.0)	89(3.5)	#	17.90
1411SU	203(8.0)	102(4.0)	76(3.0)	#	16.00
1411TU	254(10.0)	56(2.2)	41(1.6)	#	18.00
1411UU	254(10.0)	152(6.0)	89(3.5)	#	22.48
1411WU	305(12.0)	76(3.0)	56(2.2)	#	22.00
1411XU	305(12.0)	178(7.0)	102(4.0)	#	28.48
1411ZU	432(17.0)	127(5.0)	102(4.0)	#	32.00

= Weight under 5 lbs.



1415 SERIES

HAMMOND 1415 SERIES METAL UTILITY CASE

These ASA 61 Grey powder paint finished metal utility cases come complete with either four or six self tapping screws. Models **A—E** are 20 ga .036" thick steel and models **F—J** are 18 ga .048" thick steel. Models **A, B, C** and **D** have 4 mtg. holes, a d models **E** to **J** have 6 mtg. holes. Interchangeable front and rear panels are screwed to the wrap-around sleeve.

METAL UTILITY CASE:

- Series A-E = 20 ga. .036" thick.
- Series F-J = 18 ga. .048" thick.
- ASA 61 grey powder paint.
- Self tapping screws included.

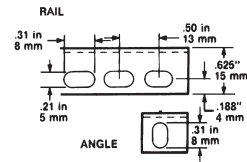
HAMMOND 1415 SERIES STEEL UTILITY CASES

Cat. No.	Dimensions mm (Inches)			Wt. Lbs.	Net Price
	A	B	C		
1415A	102(4.0)	51(2.0)	102(4.0)	#	\$15.22
1415B	102(4.0)	76(3.0)	127(5.0)	#	15.46
1415C	152(6.0)	102(4.0)	127(5.0)	#	19.66
1415D	152(6.0)	152(6.0)	152(6.0)	#	30.16
1415E	229(9.0)	127(5.0)	152(6.0)	#	32.65
1415F	254(10.0)	178(7.0)	203(8.0)	#	49.41
1415G	305(12.0)	152(6.0)	178(7.0)	#	49.14
1415H	255(10.0)	204(8.0)	255(10.0)	#	63.61
1415I	305(12.0)	203(8.0)	279(11.0)	#	71.71
1415J	383(15)	179(7.0)	230(9.0)	#	70.22

NOTE: Models **A—E** have 4 Mtg. holes, 20 ga. .036" thick steel. Models **F—J** have 6 mtg. holes, 18 ga. .048" thick steel.

ASA 61 Grey powder paint only finish available.

= Weight under 5 lbs.

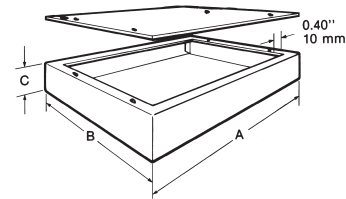


HAMMOND INTERNAL CASE MOUNTING RAILS 1448 SERIES CHASSIS COMPONENT RAILS

An all-purpose, 18 ga., mounting rail to divide or support components within the **1401** and **1458** series cases or the **1441** and **1444** series chassis. Complete with #8 screws and speed clips. Each package contains 1 rail, 2 angles, 4 clips, and 4 screws.

HAMMOND 1448 SERIES INTERNAL CASE MOUNTING RAILS

Cat. No.	Rail Length		Note	Net Price
	Inches	mm		
1448R6	5.6	142	Slotted angles permit 0.3" extra total reach	\$4.48
1448R8	7.6	193		4.95
1448R10	9.6	244	5.43	
1448R12	11.6	295	when end mounted.	5.94
1448R14	13.6	345	6.45	
1448A20	Pkg. of 20 angles, clips and screws only.			36.82



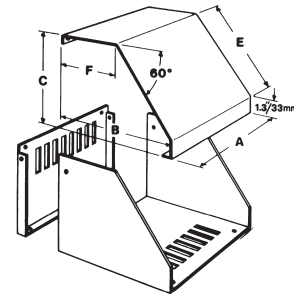
HAMMOND 1441/1444 CHASSIS AND 1431/1434 COVER PLATES STEEL AND ALUMINUM HEAVY DUTY CHASSIS AND COVER PLATES

The spot welded heavy duty **ASA 61 Grey** or black powder paint finished steel chassis are constructed from 18 ga. and 20 ga. material. The **Natural** finished aluminum chassis of .040 and .051 gauge material. The 1431 steel and **Natural** finished 1434 aluminum cover plates are punched with 4 mounting holes (no hardware provided).

Cat. No.	Dimensions Inches (mm)			Gauge	Net Price
	A	B	C		
HAMMOND 1441 SERIES—HEAVY DUTY STEEL CHASSIS—GREY					
1441-6	4(102)	4(102)	2(51)	20	\$11.38
1441-8	6(152)	4(102)	2(51)	20	11.69
1441-9	8(203)	4(102)	1(25)	20	12.18
1441-10	8(203)	4(102)	2(51)	20	12.53
1441-12	7(178)	5(127)	2(51)	20	12.76
1441-14	9(229)	5(127)	2(51)	20	15.40
1441-15	10(254)	6(152)	1(25)	20	13.44
1441-16	10(254)	6(152)	2(51)	20	16.69
1441-18	13.5(343)	5(127)	2(51)	20	17.67
1441-20	17(432)	4(102)	3(76)	20	29.25
1441-22	12(305)	8(203)	2(51)	20	29.13
1441-24	12(305)	8(203)	3(76)	20	29.45
1441-26	16(406)	8(203)	2(51)	20	29.36
1441-28	16(406)	8(203)	3(76)	20	34.95
1441-29	12(305)	10(254)	2(51)	20	29.29
1441-30	17(432)	10(254)	2(51)	20	33.96
1441-32	17(432)	10(254)	3(76)	20	39.76
1441-33	17(432)	10(254)	4(102)	20	57.35
1441-34	17(432)	12(305)	2(51)	18	36.36
1441-36	17(432)	12(305)	3(76)	18	54.55
1441-38	17(432)	14(356)	3(76)	18	58.18
1441-40	17(432)	14(356)	4(102)	18	63.64
1441-42	17(432)	14(356)	5(127)	16	69.09

Continued on next page...

Cat. No.	Dimensions Inches (mm)			Gauge	Net Price
	A	B	C		
HAMMOND 1441 SERIES—HEAVY DUTY STEEL CHASSIS—BLACK					
1441-6BK3	4(102)	4(102)	2(51)	20	\$11.38
1441-8BK3	6(152)	4(102)	2(51)	20	11.69
1441-9BK3	8(203)	4(102)	1(25)	20	12.18
1441-10BK3	8(203)	4(102)	2(51)	20	12.53
1441-12BK3	7(178)	5(127)	2(51)	20	12.76
1441-14BK3	9(229)	5(127)	2(51)	20	15.40
1441-15BK3	10(254)	6(152)	1(25)	20	13.44
1441-16BK3	10(254)	6(152)	2(51)	20	16.69
1441-18BK3	13.5(343)	5(127)	2(51)	20	17.67
1441-20BK3	17(732)	4(102)	3(76)	20	29.25
1441-22BK3	12(305)	8(203)	2(51)	20	29.13
1441-24BK3	12(305)	8(203)	3(76)	20	29.45
1441-26BK3	16(406)	8(203)	2(51)	20	29.36
1441-28BK3	16(406)	8(203)	3(76)	20	34.95
1441-29BK3	12(305)	10(254)	2(51)	20	29.29
1441-30BK3	17(432)	10(254)	2(51)	20	33.96
1441-32BK3	17(432)	10(254)	3(76)	20	39.76
1441-33BK3	17(432)	10(254)	4(102)	20	57.35
1441-34BK3	17(432)	12(305)	2(51)	18	36.36
1441-36BK3	17(432)	12(305)	3(76)	18	54.55
1441-38BK3	17(432)	14(356)	3(76)	18	58.18
1441-40BK3	17(432)	14(356)	4(102)	18	63.64
1441-42BK3	17(432)	14(356)	5(127)	18	69.09



HAMMOND DESKTOP CONSOLES SCEM SERIES SLOPED FRONT, METAL INSTRUMENT CASES

An instrument case finished in **Textured Blue** with **Off-White** panel. Convection ventilation is provided by slots in the bottom and removable rear panels. Complete with hardware and rubber feet.

HAMMOND SCEM SERIES SLOPED FRONT, METAL INSTRUMENT CASES

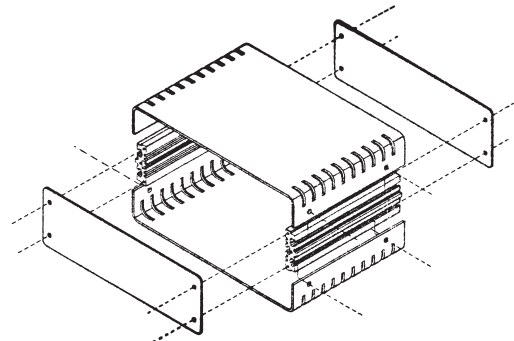
Cat. No.	Dimensions—mm (Inches)					Net Price
	A	B	C	E	F	
1444-6	4(102)	4(102)	2(51)	.040		10.55
1444-8	6(152)	4(102)	2(51)	.040		10.82
1444-9	8(203)	4(102)	1(25)	.040		11.27
1444-10	8(203)	4(102)	2(51)	.040		11.55
1444-12	7(178)	5(127)	2(51)	.040		11.82
1444-14	9(229)	5(127)	2(51)	.040		14.25
1444-15	10(254)	6(152)	1(25)	.040		12.44
1444-16	10(254)	6(152)	2(51)	.040		15.45
1444-18	13.5(343)	5(127)	2(51)	.040		16.36
1444-20	17(432)	4(102)	3(76)	.040		27.09
1444-22	12(305)	8(203)	2(51)	.051		26.96
1444-24	12(305)	8(203)	3(76)	.051		27.27
1444-26	16(406)	8(203)	2(51)	.051		27.18
1444-28	16(406)	8(203)	3(76)	.051		32.36
1444-29	12(305)	10(254)	2(51)	.051		27.13
1444-30	17(432)	10(254)	2(51)	.051		31.45
1444-32	17(432)	10(254)	3(76)	.051		36.82
1444-33	17(432)	10(254)	4(102)	.051		53.09
SCEM 101110WH	102(4.0)	114(4.5)	102(4.0)	76(3.0)	74(2.9)	\$46.81
SCEM 161110WH	165(6.5)	114(4.5)	102(4.0)	76(3.0)	74(2.9)	57.28
SCEM 161414WH	165(6.5)	140(5.5)	140(5.5)	119(4.7)	79(3.1)	70.23
SCEM 251414WH	254(10.0)	140(5.5)	140(5.5)	119(4.7)	79(3.1)	75.01
SCEM 251619WH	254(10.0)	165(6.5)	191(7.5)	179(7.0)	74(2.9)	79.68
SCEM 351619WH	356(14.0)	165(6.5)	191(7.5)	179(7.0)	74(2.9)	87.85

HAMMOND 1444 SERIES—HEAVY DUTY ALUMINUM CHASSIS					
1444-6	4(102)	4(102)	2(51)	.040	10.55
1444-8	6(152)	4(102)	2(51)	.040	10.82
1444-9	8(203)	4(102)	1(25)	.040	11.27
1444-10	8(203)	4(102)	2(51)	.040	11.55
1444-12	7(178)	5(127)	2(51)	.040	11.82
1444-14	9(229)	5(127)	2(51)	.040	14.25
1444-15	10(254)	6(152)	1(25)	.040	12.44
1444-16	10(254)	6(152)	2(51)	.040	15.45
1444-18	13.5(343)	5(127)	2(51)	.040	16.36
1444-20	17(432)	4(102)	3(76)	.040	27.09
1444-22	12(305)	8(203)	2(51)	.051	26.96
1444-24	12(305)	8(203)	3(76)	.051	27.27
1444-26	16(406)	8(203)	2(51)	.051	27.18
1444-28	16(406)	8(203)	3(76)	.051	32.36
1444-29	12(305)	10(254)	2(51)	.051	27.13
1444-30	17(432)	10(254)	2(51)	.051	31.45
1444-32	17(432)	10(254)	3(76)	.051	36.82
1444-33	17(432)	10(254)	4(102)	.051	53.09

HAMMOND 1431 SERIES—HEAVY DUTY STEEL COVER PLATES—GREY					
1431-6	4(102)	4(102)	—	20	5.49
1431-8	6(152)	4(102)	—	20	5.89
1431-10	8(203)	4(102)	—	20	5.60
1431-12	7(178)	5(127)	—	20	5.78
1431-14	9(229)	5(127)	—	20	5.89
1431-16	10(254)	6(152)	—	20	8.84
1431-18	13.5(343)	5(127)	—	20	9.42
1431-20	17(432)	4(102)	—	20	9.53
1431-22	12(305)	8(203)	—	20	12.53
1431-26	16(406)	8(203)	—	20	12.53
1431-29	12(305)	10(254)	—	20	12.53
1431-30	17(432)	10(254)	—	20	13.22
1431-34	17(432)	12(305)	—	18	14.55
1431-38	17(432)	14(356)	—	18	15.00

HAMMOND 1431 SERIES—HEAVY DUTY STEEL COVER PLATES—BLACK					
1431-6BK3	4(102)	4(102)	—	20	5.49
1431-8BK3	6(152)	4(102)	—	20	5.89
1431-10BK3	8(203)	4(102)	—	20	5.60
1431-12BK3	7(178)	5(127)	—	20	5.78
1431-14BK3	9(229)	5(127)	—	20	5.89
1431-16BK3	10(254)	6(152)	—	20	8.84
1431-18BK3	13.5(343)	5(127)	—	20	9.42
1431-20BK3	17(732)	4(102)	—	20	9.53
1431-22BK3	12(305)	8(203)	—	20	12.53
1431-26BK3	16(406)	8(203)	—	20	12.53
1431-29BK3	12(305)	10(254)	—	20	12.53
1431-30BK3	17(432)	10(254)	—	20	13.22
1431-34BK3	17(432)	12(305)	—	18	14.55
1431-38BK3	17(432)	14(356)	—	18	15.00

HAMMOND 1434 SERIES—HEAVY DUTY ALUMINUM COVER PLATES					
1434-6	4(102)	4(102)	—	.040	5.09
1434-8	6(152)	4(102)	—	.040	5.45
1434-10	8(203)	4(102)	—	.040	5.18
1434-12	7(178)	5(127)	—	.040	5.35
1434-14	9(229)	5(127)	—	.040	5.45
1434-16	10(254)	6(152)	—	.040	8.18
1434-18	13.5(343)	5(127)	—	.040	8.73
1434-20	17(432)	4(102)	—	.040	8.82
1434-22	12(305)	8(203)	—	.051	11.55
1434-26	16(406)	8(203)	—	.051	11.55
1434-29	12(305)	10(254)	—	.051	11.55
1434-30	17(432)	10(254)	—	.051	12.24



LOW PROFILE INSTRUMENT CASE VENTILATED & UNVENTILATED MODELS 1402 SERIES

- Tough built, top & bottom halves constructed from 12 gauge aluminum, finished in an off white powder paint.
- Side aluminum extrusions double as horizontal P.C. board or panel, mounting slots.
- Front & rear panels natural aluminum finish with paper coating on one side.
- Two models available with vented or solid top & bottom halves.
- All hardware and self adhesive rubber feet are included.

Cat. No.	Overall Dimensions mm (in)			Fits Eurocard Sized	Net Price
	A	B	C		
SOLID TOP & BASE					
1402B	60.45(2.38)	181(7.13)	124(4.88)	160 x 100	\$46.09
1402D	60.45(2.38)	181(7.13)	184(7.25)	160 x 160	50.40
1402F	79.50(3.13)	181(7.13)	260(10.25)	160 x 234	60.91
1402H	98.55(3.88)	255(10.03)	184(7.25)	234 x 160	59.02
1402K	98.55(3.88)	255(10.03)	245(9.63)	234 x 220	69.44
VENTED TOP & BASE					
1402BV	60.45(2.38)	181(7.13)	124(4.88)	160 x 100	47.67
1402DV	60.45(2.38)	181(7.13)	184(7.25)	160 x 160	52.04
1402FV	79.50(3.13)	181(7.13)	260(10.25)	160 x 234	62.55
1402HV	98.55(3.88)	255(10.03)	184(7.25)	234 x 160	61.25
1402KV	98.55(3.88)	255(10.03)	245(9.63)	234 x 220	71.67