


RIGHT ANGLE

Snaps over cover at "T" surface joints. Internal stops provide adequate room for wire bends.

Cat. No.	Colour	Net Price
FOR USE FOR RACEWAY PD3		
PRAF3IW	International White	\$2.07
FOR USE FOR RACEWAY PD6		
PRAF6IW	International White	2.31



TEE

Snaps over cover at "T" surface joints. Internal stops prevent any one of the three covers from interfering with the wire takeoffs.

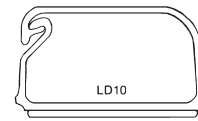
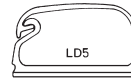
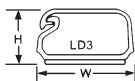

Cat. No.	Colour	Net Price
FOR USE FOR RACEWAY PD3		
PTF3IW	International White	\$2.75
FOR USE FOR RACEWAY PD6		
PTF6IW	International White	2.89



PAN-WAY™ SURFACE RACEWAY CUTTING TOOL

FEATURES: Rugged, ratchet-action tool cuts surface raceway.

Cat. No.	Description	Net Price
SURFACE RACEWAY CUTTING TOOL		
SRT	Used to easily cut all sizes and types LDP, LD2P, LD, LDS, and PD raceway. Leaves a clean, burr-free end on raceway. Can also be used to cut plastic conduit	\$149.88



PANDUIT TYPE L RACEWAY ADHESIVE BACKED LATCHING DUCT

- Route, protect and conceal low voltage cables (up to 48 volts.)
- DATA
- TELEPHONE
- SECURITY
- CATV
- Ideal for containing cables and wires along walls, ceilings, and baseboards.
- 3 sizes for every application.
- Available in 2 decorator colours.
- No screws or fasteners. Simply peel off backing on adhesive for immediate installation.
- Complete selection of fittings for corners and couplings. Speeds installation, lowers installed cost.
- One-piece design, integral cover snaps securely in place; can be reopened quickly for circuit revisions.
- 6, 8 and 10 ft. lengths can be easily cut to smaller lengths.
- Made from durable, impact resistant PVC.
- Easiest way to contain and conceal any type of low voltage (up to 48 volts) wire and cable in building interiors.

RACEWAY FILL CAPACITIES

Duct Size	Telephone Cables				Coaxial Cables		
	2 Pair	4 Pair	6 Pair	25 Pair	RG59/U Dia. .230	RG6/U Dia. .270	RG62/U Dia. .242
LD3	5	4	3	1	2	2	2
LD5	8	6	5	2	3	4	3
LD10	20	13	10	5	8	10	10

ADHESIVE BACKED LATCHING DUCT STANDARD LENGTH 6 FT.

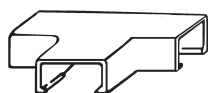
Cat. No.	Colour	Nom. Size W×H	App. Shpg. Wt. Per 20 Lgths	Net Price Per Foot	
				1-119	120-Up
LD3IG6-A	International Grey	.77"×.46"	6.0 lbs	\$2.82	\$2.27
LD3IW6-A	International White	.77"×.46"	6.0 lbs	2.82	2.27
LD5IG6-A	International Grey	1.01"×.60"	6.0 lbs	3.10	2.50
LD5IW6-A	International White	1.01"×.60"	6.0 lbs	3.10	2.50
LD10IG6-A	International Grey	1.51"×.94"	6.0 lbs	4.22	3.41
LD10IW6-A	International White	1.51"×.94"	6.0 lbs	4.22	3.41

**WHILE PRICES ARE THE MOST CURRENT
AT TIME OF PRINTING, THEY ARE SUBJECT
TO CHANGE WITHOUT NOTICE.**

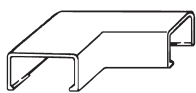
**ORDER ON-LINE VISIT
WWW.E-SONIC.COM**

Panduit Surface Raceway

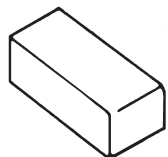
MANU
356
CODE



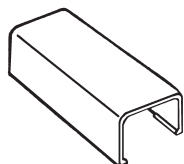
TF TEE



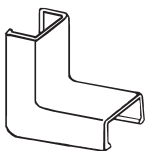
RAF RIGHT ANGLE



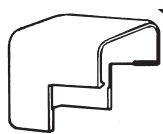
ECF END CAP



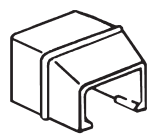
CF COUPLING



ICF INSIDE CORNER



OCF OUTSIDE CORNER



RF REDUCER



DCF DROP CEILING

ADHESIVE BACKED LATCHING DUCT FITTINGS

Cat. No.	Type	Net Price Each		
		1-19	20-99	100-Up
FOR USE WITH LD3 LATCHING DUCT				
RAF3IG	Right Angle	\$1.69	\$1.36	\$1.22
CF3IG	Coupling	1.72	1.39	1.24
ICF3IG	Inside Corner	1.69	1.36	1.22
OCF3IG	Outside Corner	1.69	1.36	1.22
ECF3IG	End Cap	1.72	1.39	1.24
TF3IG	Tee	1.69	1.36	1.22

IG (International Grey).

Cat. No.	Type	Net Price Each		
		1-19	20-99	100-Up
FOR USE WITH LD5 LATCHING DUCT				
RAF5IG	Right Angle	\$1.83	\$1.48	\$1.32
CF5IG	Coupling	1.83	1.48	1.32
ICF5IG	Inside Corner	1.83	1.48	1.32
OCF5IG	Outside Corner	1.83	1.48	1.32
ECF5IG	End Cap	1.83	1.48	1.32
TF5IG	Tee	1.83	1.48	1.32
DCF5IG	Drop Ceiling	4.14	3.34	2.98
LD5 TO LD3 REDUCER				
RF5X3IG	Reducer	1.83	1.48	1.32
FOR USE WITH LD10 LATCHING DUCT				
RAF10IG	Right Angle	1.99	1.60	1.44
CF10IG	Coupling	1.99	1.60	1.44
ICF10IG	Inside Corner	1.99	1.60	1.44
OCF10IG	Outside Corner	1.99	1.60	1.44
ECF10IG	End Cap	1.99	1.60	1.44
TF10IG	Tee	1.99	1.60	1.44
DCF10IG	Drop Ceiling	4.35	3.51	3.14
LD5 TO LD3 REDUCER				
RF5X3IG	Reducer	1.83	1.48	1.32
LD10 TO LD3 REDUCER				
RF10X3IG	Reducer	1.62	1.31	1.16
LD10 TO LD5 REDUCER				
RF10X5IG	Reducer	1.76	1.42	1.26

IG (International Grey).

Cat. No.	Type	Net Price
FOR USE WITH LD3 LATCHING DUCT		
RAF3IW	Right Angle	\$1.69
CF3IW	Coupling	1.72
ICF3IW	Inside Corner	1.69
OCF3IW	Outside Corner	1.69
ECF3IW	End Cap	1.72
TF3IW	Tee	1.69
FOR USE WITH LD5 LATCHING DUCT		
RAF5IW	Right Angle	1.62
CF5IW	Coupling	1.83
ICF5IW	Inside Corner	1.83
OCF5IW	Outside Corner	1.83
ECF5IW	End Cap	1.83
TF5IW	Tee	1.83
DCF5IW	Drop Ceiling	4.14
LD5 TO LD3 REDUCER		
RF5X3IW	Reducer	1.83
FOR USE WITH LD10 LATCHING DUCT		
RAF10IW	Right Angle	1.99
CF10IW	Coupling	1.99
ICF10IW	Inside Corner	1.99
OCF10IW	Outside Corner	1.95
ECF10IW	End Cap	1.99
TF10IW	Tee	1.99
DCF10IW	Drop Ceiling	4.35
LD5 TO LD3 REDUCER		
RF5X3IW	Reducer	1.83
LD10 TO LD3 REDUCER		
RF10X3IW	Reducer	1.99
LD10 TO LD5 REDUCER		
RF10X5IW	Reducer	1.99

IW (International White).




FLOOR GUARD

Used to cover wiring routed over floors.

- Flexible vinyl material can be easily cut to length.
- Wires slip into slit on base.
- Reusable, use replacement tape.

Cat. No.	Colour	Overall Size W×H	Wire Slot Size W×H	Length	Net Price
FG1IW6-A	International White	1.25" × 27" (31.8 × 6.9)	.25" × 17" (6.4 × 4.3)	6 ft.	\$30.87
FG1BL6-A	Black				30.87



Part's indicated with a leaf  are considered RoHS July 2006 compliant based on the manufacturer's confirmation at the time of publishing. For additional information please contact Electro Sonic.