




AUDIO, CONTROL AND INSTRUMENTATION CABLES

FOR EIA RS-232 APPLICATIONS

Description U.L. Style	Cat. No.	No. of Cond.	Standard Lengths		Std. Unit Lbs. ea	Insulation Thickness		Jacket Thickness		Nominal O.D.	
			ft.	m		Inch	mm	Inch	mm	Inch	mm
22 GAUGE—STRANDED CONDUCTORS (7 × 30)—PVC INSULATED											
Tinned copper, PVC insulated, twisted pair, PVC jacket. colour code: black, red.											
	8442	2	100	30.5	1.8	.015	.38	.025	.64	.170	4.32
	NEC CMG FT 4		500 1000	152.4 304.8	7.4 15.4						
For Plenum version, see 88442. Colour code: Black, Red, Chrome jacket.											
22 GAUGE—STRANDED CONDUCTORS (7 × 30)—PVC INSULATED											
Tinned copper, PVC insulated, conductors cabled, Chrome PVC jacket.											
 	8443	3	100	30.5	2.1	.010	.25	.032	.81	.172	4.37
	NEC CMG CSA PCC FT4		500 1000	U-152.4 U-304.8	9.0 17.5	Colour code: Black, Red, Green.					
	8444	4	100	30.5	2.4	.010	.25	.032	.81	.185	4.70
	NEC CMG CSA PCC FT4		250 500 1000	76.2 U-152.4 U-304.8	5.8 11.2 21.5	Colour code chart No. 1. For Plenum version, see 88444.					
	8445	5	100	30.5	2.8	.010	.25	.032	.81	.194	4.93
	NEC CMG CSA PCC FT4		250 500 1000	76.2 U-152.4 U-304.8	6.7 12.6 25.1	Colour code chart No. 1.					
	9430	7	500	U-152.4	16.6	.010	.25	.032	.81	.214	5.44
	NEC CMG CSA PCC FT4		1000	U-304.8	32.2	Colour code chart No. 1.					
	9421	8	100	30.5	4.1	.010	.25	.032	.81	.229	5.82
	NEC CMG CSA PCC FT4		500 1000	U-152.4 U-304.8	18.5 36.1	Colour code chart No. 1.					
	9423	9	100	30.5	4.5	.010	.25	.032	.81	.244	6.20
	NEC CMG CSA PCC FT4		500 1000	U-152.4 U-304.8	21.0 41.0	Colour code chart No. 1.					
	8456	10	100	30.5	5.1	.010	.25	.032	.81	.264	6.71
	NEC CMG CSA PCC FT4		500 1000	U-152.4 U-304.8	22.9 48.9	Colour code chart No. 1.					
	8457	12	100	30.5	5.6	.010	.25	.032	.81	.272	6.91
NEC CMG CSA PCC FT4		500 1000	U-152.4 U-304.8	25.6 54.2	Colour code chart No. 1.						
8458	15	100	30.5	7.8	.010	.25	.040	1.02	.315	8.00	
NEC CMG CSA PCC FT4		500 1000	152.4 304.8	34.2 71.9	Colour code chart No. 2R.						
9431	20	100	30.5	9.0	.010	.25	.040	1.02	.345	8.76	
NEC CMG CSA PCC FT4		500 1000	152.4 304.84	43.7 90.9	Colour code chart No. 2R.						
8459	25	100	30.5	10.9	.010	.25	.040	1.02	.387	9.83	
NEC CMG CSA PCC FT4		500 1000	152.4 304.8	53.1 106.2	Colour code chart No. 2R.						

Continued on next page....

For complete product selection please contact your Electro Sonic sales representative.

AUDIO CONTROL AND INSTRUMENTATION CABLES

Description	Cat. No.	No. of Cond.	Standard Lengths		Std. Unit Lbs. ea.	Insulation Thickness		Jacket Thickness		Nominal O.D.	
			ft.	m		Inch	mm	Inch	mm	Inch	mm
16 GAUGE—STRANDED CONDUCTORS (19 × 29)—PVC INSULATED Tinned copper, PVC insulated, conductors cabled. Chrome PVC jacket. Suggested working voltage: 600V.											
	8620†	4	100	30.5	8.7	.031	.79	.045	1.14	.375	9.53
			500	152.4	40.7	Colour code chart No. 2.					
			1000	304.8	84.7						
	9620†	5	100	30.5	10.5	.031	.79	.045	1.14	.405	10.29
			500	152.4	55.0	Colour code chart No. 2.					
			1000	304.8	106.2						
	8621†	7	100	30.5	14.1	.031	.79	.045	1.14	.450	11.43
			500	152.4	68.8	Colour code chart No. 2R.					
			1000	304.8	133.6						
14 GAUGE—STRANDED CONDUCTORS (19 × 27)—PVC INSULATED Tinned Copper, PVC Insulated, Conductors cabled. Chrome PVC jacket. Suggested working voltage: 600V.											
80°C	8627†	4	100	30.5	14.2	.045	1.14	.045	1.14	.476	12.09
			500	152.4	67.1	Colour code chart No. 2					
			1000	304.8	139.1						
	9623†	5	100	30.5	19.1	.045	1.14	.060	1.52	.557	14.15
			500	152.4	92.4	Colour code chart No. 2					
			1000	304.8	183.3						

USE FIT®-221 ALPHA HEAT SHRINK TUBING

CONTROL AND INSTRUMENTATION CABLES

Description U.L. Style	Cat. No.	No. of Cond.	Standard Lengths		Std. Unit Lbs. ea.	Insulation Thickness		Jacket Thickness		Nominal O.D.	
			ft.	m		Inch	mm	Inch	mm	Inch	mm
20 GAUGE—STRANDED CONDUCTORS (7 × 28)—PVC INSULATED Tinned Copper, PVC Insulated, Conductors Cabled. Chrome PVC jacket.											
	9444 NEC CMG CSA PCC FT4	4	100	30.5	3.3	.013	.33	.032	.81	.217	5.51
			500	152.4	15.5	Colour code chart No. 1.					
			1000	304.8	30.1						
	9445 NEC CMG CSA PCC FT4	5	100	30.5	4.1	.013	.33	.032	.81	.239	6.07
			500	152.4	18.5	Colour code chart No. 1.					
			1000	304.8	36.2						
	9439 NEC CMG CSA PCC FT4	7	100	30.5	5.2	.013	.33	.032	.81	.260	6.60
			500	152.4	22.6	Colour code chart No. 1.					
			1000	304.8	47.1						

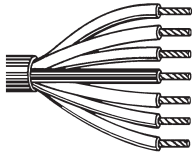
AUDIO CONTROL AND INSTRUMENTATION CABLES

Description U.L. Style	Cat. No.	No. of Cond.	Standard Lengths		Std. Unit Lbs. ea.	Insulation Thickness		Jacket Thickness		Nominal O.D.	
			ft.	m		Inch	mm	Inch	mm	Inch	mm
20 GAUGE—STRANDED CONDUCTORS (7 × 28)—PVC INSULATED Tinned Copper, PVC Insulated, Conductors Cabled. Chrome PVC jacket.											
	9455 NEC CMG CSA PCC FT4	9	100	30.5	6.8	.013	.33	.035	.89	.317	8.05
			500	152.4	32.6	Colour code chart No. 1.					
			1000	304.8	68.5						
	9457 NEC CMG CSA PCC FT4	12	100	30.5	8.2	.013	.33	.035	.89	.338	8.58
			500	152.4	39.4	Colour code chart No. 1.					
			1000	304.8	80.7						

Continued on next page...

For complete product selection please contact your Electro Sonic sales representative.

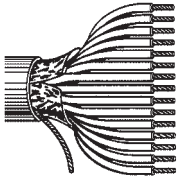
AUDIO CONTROL AND INSTRUMENTATION CABLES

Description U.L. Style	Cat. No.	No. of Cond.	Standard Lengths		Std. Unit Lbs. ea.	Insulation Thickness		Jacket Thickness		Nominal O.D.	
			ft.	m		Inch	mm	Inch	mm	Inch	mm
18 GAUGE—STRANDED CONDUCTORS (16 x 30)—PVC INSULATED Tinned Copper, PVC Insulated, Conductors Cabled. Chrome PVC jacket.											
 <p>2598 300V 60°C</p>	8489	4	100 250 500 1000	30.5 76.2 152.4 304.8	5.1 11.8 23.1 48.3	.018	.46	.032	.81	.264	6.71
	NEC CMG FT 4					Colour code chart No. 1. For Plenum version, see 88489.					
	8465	5	100 500 1000	30.5 152.4 304.8	6.1 28.7 58.6	.018	.46	.033	.84	.290	7.37
	NEC CMG FT 4					Colour code chart No. 1.					
	8467	7	100 250 500 1000	30.5 76.2 152.4 304.8	8.0 19.7 38.6 81.0	.018	.46	.037	.94	.324	8.23
	NEC CMG FT 4					Colour code chart No. 1.					
	8469	9	100 250 500 1000	30.5 76.2 152.4 304.8	10.1 25.7 51.8 103.7	.018	.46	.037	.94	.379	9.63
	NEC CMG FT 4					Colour code chart No. 1.					
	8466	12	100 250 500 1000	30.5 76.2 152.4 304.8	12.6 31.3 64.1 126.1	.018	.46	.040	1.02	.424	10.77
	NEC CMG FT 4					Colour code chart No. 2R.					

USE FIT®-221 ALPHA HEAT SHRINK TUBING

Overall Beldfoil® Shield

MULTI-CONDUCTOR COMPUTER CABLES FOR EIA RS-232 APPLICATIONS

Description U.L. Style C.S.A. Type	Cat. No.	No. of Cond.	Standard Lengths		Std. Unit Lbs. ea.	(Strand- ing)	Insulation Thickness		Jacket Thickness		Nominal O.D.		Nominal Capacitance @ 1 KHz			
			ft.	m			Inch	mm	Inch	mm	Inch	mm	* pF/ ft.	* pF/ m	** pF/ ft.	** pF/ m
24 GAUGE—STRANDED CONDUCTORS (7 x 32)—S-R PVC INSULATED Tinned copper, S-R PVC insulated, conductor cabled. Beldfoil polyester shield with 24 AWG stranded. Tinned copper drain wire. Chrome PVC jacket.																
 <p>Beldfoil 100% Shield Coverage</p> <p>2464 300V 80°C Type T2</p>	9533	3	100 500 1000	30.5 152.4 304.8	2.1 9.5 19.5	(7 x 32)	.010	.25	.035	.89	.168	4.27	33	108	65	213
	NEC CMG CSA PCCFT4						Colour code chart No. 1.									
	9534	4	100 500 1000	30.5 152.4 304.8	2.4 10.9 23.3	(7 x 32)	.010	.25	.035	.89	.190	4.83	33	108	65	213
	NEC CMG CSA PCCFT4						Colour code chart No. 1.									
	9535	5	100 500 1000	30.5 152.4 304.8	2.7 12.6 25.5	(7 x 32)	.010	.25	.035	.89	.195	4.95	33	108	65	213
	NEC CMG CSA PCCFT4						Colour code chart No. 1.									
9536	6	100 500 1000	30.5 152.4 304.8	3.0 14.4 28.7	(7 x 32)	.010	.25	.035	.89	.215	5.46	33	108	65	213	
NEC CMG CSA PCCFT4						Colour code chart No. 1.										
9539	9	100 500 1000	30.5 152.4 304.8	4.2 21.3 41.6	(7 x 32)	.010	.25	.035	.89	.250	6.35	30	98	55	180	
NEC CMG CSA PCCFT4						Colour code chart No. 1.										

*Capacitance between conductors.

**Capacitance between conductor and other conductors connected to shield.

USE FIT®-221 ALPHA HEAT SHRINK TUBING

Continued on next page....

For complete product selection please contact your Electro Sonic sales representative.

AUDIO, CONTROL AND INSTRUMENTATION CABLES

Description U.L. Style	Cat. No.	No. of Cond.	Standard Lengths		Std. Unit Lbs. ea.	(Strand- ing)	Insulation Thickness		Jacket Thickness		Nominal O.D.		Nominal Capacitance			
			ft.	m			Inch	mm	Inch	mm	Inch	mm	pF/ ft.	pF/ m	pF/ ft.	pF/ m
22 GAUGE—STRANDED CONDUCTORS (7 × 30)—POLYPROPYLENE INSULATED																
 Beldfoil 100% Shield Coverage 80°C	9770	3	250	76.2	4.3	(7 × 30)	.008	.20	.020	.51	.145	3.68	32	105	60	197
	NEC CM CSA PCC FT 1		500	152.4	8.7		Product Description: Tinned copper, polypropylene insulated, conductors cabled. Beldfoil aluminum-polyester shield, 22 AWG stranded tinned copper drain wire. Paper wrap, brown PVC jacket. 100% shield coverage. Suggested working voltage: 200V. Colour code: Black, Red, White.									
22 GAUGE—STRANDED CONDUCTORS (7 × 30)—POLYETHYLENE INSULATED																
 Beldfoil 100% Shield Coverage 2093 300V 60°C	8771	3	250	76.2	6.0	(7 × 30)	.016	.41	.033	.84	.199	5.05	23	75	41	134
	NEC CM CSA PCC FT 1		500	152.4	11.5		Product Description: Tinned copper, polyethylene insulated, conductors cabled. Beldfoil aluminum polyester shield, 22 AWG stranded tinned copper drain wire. Chrome PVC jacket. 100% shield coverage. Colour code: Black, Red, Clear.									
22 GAUGE—STRANDED CONDUCTORS (19 × 34)—POLYETHYLENE INSULATED																
 Beldfoil 100% Shield Coverage 2094 300V 60°C	8729	4	500	152.4	20.8	(19 × 34)	.016	.41	.051	1.30	.262	6.65	22	72	42	138
	NEC CL3 CSA PCC FT 1		1000	304.8	41.6		Product Description: Tinned copper, polyethylene insulated, conductors cabled. Beldfoil aluminum-polyester shield, 3-23 AWG solid tinned copper-coated steel and 1-25 AWG stranded tinned copper coated steel drain wires. White PVC jacket. Belden® U.S. Patent 3,673,315 and Belden Canadian Patent 875,187. 100% shield coverage. Colour code: Red, Black, Green, Clear.									
20 GAUGE—STRANDED CONDUCTORS (7 × 28)—POLYETHYLENE INSULATED																
 Beldfoil 100% Shield Coverage 2093 300V 60°C	8772	3	500	152.4	14.6	(7 × 28)	.016	.41	.033	.84	.218	5.54	27	89	51	167
	NEC CM CSA PCC FT 1		1000	304.8	28.5		Product Description: Tinned copper, polyethylene insulated, conductors cabled. Beldfoil aluminum-polyester shield, 20 AWG stranded tinned copper drain wire. Chrome PVC jacket. 100% shield coverage. Colour code: Black, Red, Clear.									
18 GAUGE—STRANDED CONDUCTORS (16 × 30)—POLYETHYLENE INSULATED																
 Beldfoil 100% Shield Coverage 2093 300V 60°C	8770	3	500	152.4	19.5	(16 × 30)	.018	.46	.033	.84	.246	6.25	24	79	48	157
	NEC CM		1000	304.8	37.4		Product Description: Tinned copper, polyethylene insulated, conductors cabled. Beldfoil aluminum-polyester shield, 20 AWG stranded tinned copper drain wire. Chrome PVC jacket. 100% shield coverage. Colour code: Black, Red, Clear.									
18 GAUGE—STRANDED CONDUCTORS (19 × 30)—S-R PVC INSULATED																
 Beldfoil 100% Shield Coverage 2464 300V 80°C	9418	4	100	30.5	5.2	(19 × 30)	.010	.25	.035	.89	.245	6.22	70	230	120	394
	NEC CMG FT 4		500	152.4	25.9		Product Description: Tinned copper, S-R PVC insulated, conductors cabled. Beldfoil aluminum-polyester shield, 20 AWG stranded tinned copper drain wire. Chrome PVC jackets. 100% shield coverage. Colour code: Black, Red, White, Green.									

USE FIT®-221 ALPHA HEAT SHRINK TUBING

For complete product selection please contact your Electro Sonic sales representative.

Paired Unshielded

AUDIO, CONTROL, AND INSTRUMENTATION CABLES

Description U.L. Style	Cat. No.	No. of Pairs	Standard Lengths		Std. Unit Lbs. ea.	Insulation Thickness		Jacket Thickness		Nominal O.D.	
			ft.	m		Inch	mm	Inch	mm	Inch	mm
20 GAUGE—STRANDED CONDUCTORS (7 × 28.5)—PVC INSULATED Tinned copper, PVC insulated, twisted pairs. Chrome PVC jacket. Colour code chart no. 3.											
	8205	1	100 Chrome	30.4	2.1	.018	.46	.025	.64	.190	4.83
	NEC CMG CSA PCC FT4		U-500 Chrome Lt. Beige	U-152.4	9.5						
			U-1000 Chrome	U-304.8	18.0						
16 GAUGE—STRANDED CONDUCTORS (19 × 29)—PVC INSULATED Tinned copper, PVC insulated, twisted pair. Chrome PVC jacket. Colour code: Black, White.											
	8471	1	U-500 U-1000	U-152.4 U-304.8	18.9 37.0	.023	.59	.031	.79	.272	6.91
	NEC CMG CSA PCC FT4										
14 GAUGE—STRANDED CONDUCTORS (19 × 27)—PVC INSULATED Tinned copper, PVC insulated, twisted pair. Chrome PVC jacket. Suggested working voltage: 600. Colour code: Black, White.											
	8473†	1	U-500 U-1000	U-152.4 U-304.8	29.2 63.8	.031	.79	.035	.89	.332	8.43
	NEC CL3 CSA FAS90 FT4										
80°C											
12 GAUGE—STRANDED CONDUCTORS (19 × 25)—PVC INSULATED Tinned copper, PVC insulated, twisted pair. Chrome PVC jacket. Suggested working voltage: 600. Colour code: Black, White.											
	8477†	1	500 1000	152.4 304.8	44.8 89.1	.031	.79	.040	1.02	.384	9.75
	NEW CL3 CSA PCC FT1										
80°C											

Paired Overall Beldfoil® Shield

COMPUTER CABLES FOR E1A RS-232 APPLICATIONS

Description U.L. Style C.S.A. Type	Cat. No.	No. of Pairs	Standard Lengths		Std. Unit Lbs. ea.	Nominal D.C.R.		Nominal O.D.		Nominal Capacitance @ 1 KHz			
			ft.	m		Cond.	Shield	Inch	mm	pF/ ft.	* pF/ m	** pF/ ft.	** pF/ m
24 GAUGE—STRANDED CONDUCTORS (7 × 32)—S-R PVC INSULATED Tinned copper, S-R PVC insulated, twisted pairs. Overall Beldfoil aluminum-polyester shield. 24 AWG stranded tinned copper drain wire. Chrome PVC jacket. Colour code chart No. 3.													
 Beldfoil Coverage 100% Shield Coverage 2464 300V 80°C Type T2	9501	1	100 U-500 U-1000	30.4 U-152.4 U-304.8	1.7 7.7 14.3	24 (7 × 32) 25Ω/M' 78.7Ω/km	18Ω/M' 59.1Ω/km	.156	3.96	40	131	74	243
	9502	2	100 U-500 U-1000	30.4 U-152.4 U-304.8	3.3 15.1 29.4	24 (7 × 32) 25Ω/M' 78.7Ω/km	17Ω/M' 49.9Ω/km	.222	5.64	30	98	50	164
	9503	3	100 U-500 U-1000	30.4 U-152.4 304.8	3.3 14.7 28.7	24 (7 × 32) 25Ω/M' 78.7Ω/km	17Ω/M' 49.9Ω/km	.232	5.89	30	98	50	164
	9504	4	100 U-500 U-1000	30.4 U-152.4 304.8	4.1 18.2 35.5	24 (7 × 32) 25Ω/M' 78.7Ω/km	16Ω/M' 49.9Ω/km	.265	6.73	30	98	50	164
	9505	5	100 U-500 1000	30.4 U-152.4 304.8	4.9 22.6 48.5	24 (7 × 32) 25Ω/M' 78.7Ω/km	17Ω/M' 49.9Ω/km	.295	7.49	30	98	50	164
	9506	6	100 U-500 1000	30.4 U-152.4 304.8	5.2 24.3 52.0	24 (7 × 32) 25Ω/M' 78.7Ω/km	16Ω/M' 49.9Ω/km	.295	7.49	30	98	50	164

*Capacitance between conductors.

**Capacitance between one conductor and other conductors connected to shield.

USE FIT®-221 ALPHA HEAT SHRINK TUBING

AUDIO, CONTROL, AND INSTRUMENTATION CABLES

Description U.L. Style	Cat. No.	No. of Pairs	Standard Lengths		Std. Unit Lbs. ea.	Insulation Thickness		Jacket Thickness		Nominal O.D.		Nominal Capacitance			
			ft.	m		Inch	mm	Inch	mm	Inch	mm	* pF/ft.	* pF/m	** pF/ft.	** pF/m
			24 GAUGE—STRANDED CONDUCTORS (7 × 32)—POLYETHYLENE INSULATED Tinned Copper, polyethylene insulated, twisted pairs. Overall Beldfoil aluminum-polyester shield. 24AWG stranded tinned copper drain wire. Chrome PVC jacket. Colour code chart No. 5.												
Beldfoil 100% Shield Coverage High Flex 	1508A	1	500	152.4	5.5	.008	.20	.024	.61	.131	3.33	31	102	58	190
			1000	304.8	11.0	Product Description Tinned copper, polyolefin insulated, twisted pair. Beldfoil aluminum-polyester shield. 24 AWG stranded copper drain wire, Black matte PVC jacket. The jacket and shield are bonded so both can be removed with automatic stripping equipment. Colour code: Black, Red.									
Beldfoil 100% Shield Coverage 2092 300V 60°C 	8641 NEC CM CSA PCC FT1	1	100	30.4	1.8	.016	.41	.025	.64	.168	4.27	22	72	42	138
			U-500	U-152.4	7.7	For Plenum version, see 88641.									
			500	152.4	7.4										
			1000	304.8	15.1										
			2000	609.6	28.6										

*Capacitance between conductors.

**Capacitance between one conductor and other conductors connected to shield.

Description U.L. Style	Cat. No.	No. of Pairs	Standard Lengths		Std. Unit Lbs. ea.	Insulation Thickness		Jacket Thickness		Nominal O.D.		Nominal Capacitance @ 1 KHz			
			ft.	m		Inch	mm	Inch	mm	Inch	mm	* pF/ft.	* pF/m	** pF/ft.	** pF/m
			22 GAUGE—SOLID CONDUCTORS—PVC INSULATED Tinned copper, PVC insulated, twisted pairs. Overall Beldfoil aluminum-polyester shield. 22 AWG stranded tinned copper drain wire. Chrome PVC jacket. Colour code chart No. 3.												
Shorting Fold 	9302 NEC CMG CSA PCC FT4	2	100	30.4	3.4	.013	.33	.032	.81	.244	6.20	35	115	50	164
			U-500	U-152.4	15.8										
Beldfoil 100% Shield Coverage 2464 300V 80°C 	9305 NEC CMG CSA PCC FT4	4	100	30.4	4.8	.013	.33	.032	.81	.265	6.73	35	115	45	164
			U-500	U-152.4	22.4										
			500	U-304.8	43.8										
			1000												

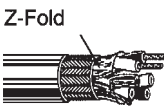
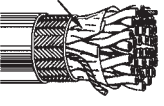
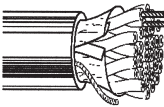
Paired Overall Braid Shield

AUDIO, CONTROL AND INSTRUMENTATION CABLES

Description U.L. Style	Cat. No.	No. of Pairs	Standard Lengths		Std. Unit Lbs. ea.	(Stranding)	Insulation Thickness		Jacket Thickness		Nominal O.D.		Nominal Capacitance			
			ft.	m			Inch	mm	Inch	mm	Inch	mm	* pF/ft.	* pF/m	** pF/ft.	** pF/m
			22 GAUGE—STRANDED CONDUCTORS (16 × 34)—PVC INSULATED													
Braid Shield 86% Shield Coverage 2095 300V 80°C 	8441 NEC CMG CSA PCC FT4	1	100	30.4	2.9	(16×34)	.015	.38	.025	.64	.210	5.33	49	160	86	282
			U-500	U-152.4	13.1	Product Description: Tinned copper, PVC insulated, twisted pair. 22 AWG standard tinned copper drain wire. Tinned copper braid shield. Black PVC jacket. Colour code: Black, Red.										
			1000	U-304.8	25.3											

For complete product selection please contact your Electro Sonic sales representative.

Paired Overall Foil/Braid Shield

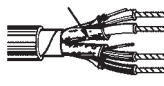
Description U.L. Style	Cat. No.	No. of Pairs	Standard Lengths		Std. Unit Lbs. ea.	Nominal D.C.R.		Nominal O.D.		Nom. Imp. (ohms)	Nom. Vel. of Prop.	Nominal Capacitance			
			ft.	m		Cond.	Shield	Inch	mm			* pF/ ft.	* pF/ m	** pF/ ft.	** pF/ m
24 GAUGE—STRANDED CONDUCTORS (7 × 32)—POLYETHYLENE INSULATED															
Tinned copper, polyethylene insulated, twisted pairs. Overalls Beldfoil aluminum-polyester Shield. 24 AWG stranded tinned copper drain wire. Overall tinned copper braid shield (90% coverage). Chrome PVC jacket. Colour code chart No. 5.															
Beldfoil 100% Shield Coverage  2919 30V 80°C	9841	1	100	30.5	4.6	24 (7 × 32)	3.35Ω/M'	.252	6.40	120	66%	12.8	42.0	23.0	75.5
	NEC CM CSA PCC FT1		500	152.4	21.4	24.0Ω/M'	11.0Ω/km	Colour code: Black, White.							
	9842	2	100	30.5	6.4	24 (7 × 32)	2.20Ω/M'	.380	9.65	120	66%	12.8	42.0	23.0	75.5
	NEC CM CSA PCC FT1		500	152.4	32.6	24.0Ω/M'	7.2Ω/km								
COMPUTER CABLES, LOW CAPACITANCE CABLES FOR EIA RS-232 AND EIA-422 APPLICATIONS															
24 GAUGE—STRANDED CONDUCTORS (7 × 32)—DATALENE INSULATED															
Tinned copper, Datalene insulated, twisted pairs. Overalls Beldfoil aluminum-polyester shield. 24 AWG stranded tinned copper drain wire. Overall tinned copper braid shield (65% coverage). Chrome PVC jacket. Colour code chart No. 5.															
Beldfoil 100% Shield Coverage  2464 300V 80°C Type T2	8102	2	100	30.4	4.4	24 (7 × 32)	4.60Ω/M'	.290	7.37	100	78%	12.5	41	22	72.2
	NEC CM CSA PCC FT1		500	152.4	20.7	24.0Ω/M'	15.1Ω/km								
PAIRED OVERALL BELDFOIL SHIELD															
Beldfoil 100% Shield Coverage  2919 30V 80°C	1419A	2	500	152.4	15.4	24.0Ω/M'	16Ω/M'	.248	6.30	100	78%	13.5	42.5	25	82
	NEC CM CSA PCC FT 1		1000	304.8	31.5	78.7Ω/km	52.5Ω/km								

*Capacitance between conductors.

**Capacitance between one conductor and other conductors connected to shield.

Paired Individually Shielded

LOW CAPACITANCE COMPUTER CABLES FOR RS-422 APPLICATIONS


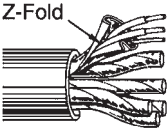
Description U.L. Style	Cat. No.	No. of Pairs	Standard Lengths		Std. Unit Lbs. ea.	Nominal D.C.R.		Nominal O.D.		Nom. Imp. (ohms)	Nom. Vel. of Prop.	Nominal Capacitance			
			ft.	m		Cond.	Shield	Inch	mm			* pF/ ft.	* pF/ m	** pF/ ft.	** pF/ m
24 GAUGE—STRANDED CONDUCTORS (7 × 32)—DATALENE INSULATED															
Tinned copper, datalene insulated, twisted pairs. each pair individually shielded with beldfoil aluminum-polyester shield and a 24 awg stranded tinned copper drain wire. overall chrome pvc jacket. 300 volts. colour code chart no. 3.															
Beldfoil 100% Shield Coverage  2493 60°C	9729	2	100	30.4	4.6	24 (7 × 32)	Beldfoil	.335	8.51	100	78%	12.5	41.0	23.2	76.1
	NEC CMG CSA PCC FT4		500	152.4	5.3	24 (7 × 32)	18.0Ω/MF	.345	8.76	100	78%	12.5	41.0	23.2	76.1
	9730	3	100	30.4	25.1	24.0Ω/M'	59.1Ω/km								
	NEC CMG CSA PCC FT4		500	152.4	54.3	78.7Ω/km									

*Capacitance between conductors.




**Capacitance between one conductor and other conductors connected to shield.

For complete product selection please contact your Electro Sonic sales representative.

AUDIO, CONTROL CABLES


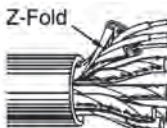

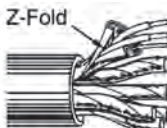

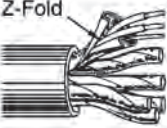

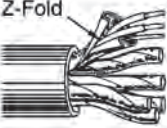
Description U.L. Style	Cat. No.	No. of Pairs	Standard Lengths		Std. Unit Lbs. ea.	Insulation Thickness		Jacket Thickness		Nominal O.D.		Nominal Capacitance @ 1 KHz					
			ft.	m		Inch	mm	Inch	mm	Inch	mm	* pF/ ft.	* pF/ m	** pF/ ft.	** pF/ m		
22 GAUGE—SOLID CONDUCTORS—PVC INSULATED Tinned copper, PVC insulated, twisted pairs. Each pair individually shielded with Beldfoil aluminum-polyester shield and 22 AWG solid tinned copper drain wire. Overall chrome PVC jacket. 300 volts. Colour code chart No. 3.																	
Beldfoil 100% Shield Coverage  2464 300V 80°C		8768	6	100	30.4	9.0	.013	.33	.037	.94	.379	9.63	40	131	77	252	
		NEC MP/CMG		500	152.4	44.5											
		CSA PCC FT 4		1000	304.8	89.1											

AUDIO, CONTROL AND INSTRUMENTATION CABLES

Description U.L. Style	Cat. No.	No. of Pairs	Standard Lengths		Std. Unit Lbs. ea.	Insulation Thickness		Jacket Thickness		Nominal O.D.		Nominal Capacitance @ 1 KHz					
			ft.	m		Inch	mm	Inch	mm	Inch	mm	* pF/ ft.	* pF/ m	** pF/ ft.	** pF/ m		
20 GAUGE—STRANDED CONDUCTORS (7 × 28)—S-R PVC INSULATED Tinned copper, S-R PVC insulated, twisted pairs. Each pair individually shielded with Beldfoil® aluminum-polyester shield and 22 AWG stranded tinned copper drain wire. Overall chrome PVC jacket. Colour code: Red/Black, Green/White.																	
Beldfoil 100% Shield Coverage  2464 300V 80°C  Type T2		9402	2	U-500	U-152.4	22.3	.010	.25	.041	1.05	.300	7.62	55	180	95	312	
		NEC CMG		1000	304.8	48.1											
		CSA PCC FT 4															

*Capacitance between conductors.

**Capacitance between one conductor and other conductors connected to shield.

Description U.L. Style	Cat. No.	No. of Pairs	Standard Lengths		Std. Unit Lbs. ea.	Nominal D.C.R.		Nominal O.D.		Nom. Imp. (ohms)	Nom. Vel. of Prop.	Nominal Capacitance					
			ft.	m		Cond.	Shield	Inch	mm			* pF/ ft.	* pF/ m	** pF/ ft.	** pF/ m		
20 GAUGE—STRANDED CONDUCTORS (7 × 28½)—POLYETHYLENE INSULATED Tinned copper, polyethylene insulated, twisted pairs. Each pair individually shielded with Beldfoil aluminum-polyester shield and 22 AWG stranded tinned copper drain wire. Overall chrome PVC jacket. Colour code chart No. 3.																	
Beldfoil 100% Shield Coverage  2919 30V 80°C		9873	3	100	30.4	6.9	20 (7 × 28.5)	14.0Ω/M'	.328	8.33	50	66%	30	98	55	180	
		NEC CM		250	76.2	17.3	10.5Ω/M'	37.1Ω/km									
		CSA PCC FT 1		500	152.4	33.0	34.4Ω/km										
Beldfoil 100% Shield Coverage  2919 30V 80°C		9874	6	100	30.4	12.8	20 (7 × 28.5)	11.3Ω/M'	.418	11.00	50	66%	30	98	55	180	
		NEC CM		250	76.2	29.8	10.5Ω/M'	37.1Ω/km									
		CSA PCC FT 1		500	152.4	62.6	34.4Ω/km										
18 GAUGE—STRANDED CONDUCTORS (16 × 30)—POLYETHYLENE INSULATED Tinned copper, polyethylene insulated, twisted pairs. Each pair individually shielded with Beldfoil aluminum-polyester shield and 20 AWG stranded tinned copper drain wire. Overall chrome PVC jacket. Colour code chart No. 3.																	
Beldfoil 100% Shield Coverage  2919 30°C		9773	3	100	30.4	9.4	18 (16 × 30)	8.3Ω/M'	.370	9.40	50	66%	30	98	55	180	
		NEC CM		500	152.4	48.2	6.4Ω/M'	27.2Ω/km									
		CSA PCC FT 1		1000	304.8	94.3	21Ω/km										
Beldfoil 100% Shield Coverage  2919 30°C		9774	6	100	30.4	19.3	18 (16 × 30)	8.3Ω/M'	.559	14.20	50	66%	30	98	55	180	
		NEC CM		500	152.4	95.6	6.4Ω/M'	27.2Ω/km									
		CSA PCC FT 1		1000	304.8	192.5	21Ω/km										

*Capacitance between conductors.

**Capacitance between one conductor and other conductors connected to shield.

For complete product selection please contact your Electro Sonic sales representative.

Description U.L. Style	Cat. No.	No. of Pairs	Standard Lengths		Std. Unit Lbs. ea.	Nominal D.C.R.		Nominal O.D.		Nominal Capacitance			
			ft.	m		Cond.	Shield	Inch	mm	* pF/ft.	* pF/m	** pF/ft.	** pF/m
22 GAUGE—TEFLON CONDUCTORS (7 × 30)—TEFLON INSULATED													
Tinned copper, twisted pair. Each pair individually shielded with Beldfoil aluminum-polyester shield. Pairs cabled on common axis to reduce diameter. 300V RMS.													
<p>100% Shield Coverage 200°C Non-conduit</p>	88777	3	100	30.4	6.4	22 (7 × 30)	Beldfoil	.226	5.84	28	92	53	174
	NEC CMP CSA PCC FT4 FT6		500 ♦ 1000 ♦	152.4 304.8	28.7 51.3	15Ω/M' 49.2Ω/km	11.3Ω/M' 37.1Ω/km	Teflon insulated. 22 AWG stranded tinned copper drain wire. Red Transparent Teflon jacket. Colour code: Black/Red, Black/White, Black/Green.					

*Capacitance between conductors

**Capacitance between one conductor and other conductors connected to shield.

CATV Cable

Belden coaxial cables meet the highest standards of quality control in the industry. Because cable performance and reliability are of such critical importance to CATV systems,



DUOBOND® II/BRAID

performance test procedures are strict and uncompromising. All Belden coaxial drop cables are 100% sweep tested from 5 to 450 MHz with a minimum structural return loss of 23 dB.

Duobond II plus Braid has proved to be an economical solution to many CATV installation problems—even in high-density metropolitan areas. The aluminum-polyester-aluminum foil is bonded directly to the cellular polyethylene cord and provides 100% coverage, seals out moisture and assures easier, more reliable connector installation.

BELDEN CATV CABLE

Cat. No.	Cat. No.	AWG (Stranding) & Material	Insulation Nom. Core O.D.	Shield Material	Jacket	Nom. O.D.	Nom. Imp. Ohms	Nom. Vel. of Prop.	Nom. Cap. pF/ft.	Feet	Jacket Colour	Net Price
59/U TYPE												
9104-10-U1000	9104	20 (solid)	Cellular Polyethylene	DUOBOND II + 67% aluminum braid	PVC	.242	75	78%	17.3	U1000 (Unreel)	Black Beige	\$124.25
9104-999-U1000		.032 Copper covered steel	.146									115.50
6/U TYPE												
9116-10-U1000	9116	18 (solid)	Cellular Polyethylene	DUOBOND II + 61% aluminum braid	PVC	.275	75	78%	17.3	U1000 (Unreel)	Black Beige	136.14
9116-290-U1000		.0375 Copper covered steel	.180									86.44
11/U TYPE												
9064-10-1000	9064	14 (solid)	Cellular Polyethylene	DUOBOND PLUS (Duobond II + 77% al. braid + al. foil w/shrt. fold)	PVC	.405	75	78%	17.3	1000	Black	210.00
		NEC CATV CL2 CSA CXCF1	.285									

For complete product selection please contact your Electro Sonic sales representative.