

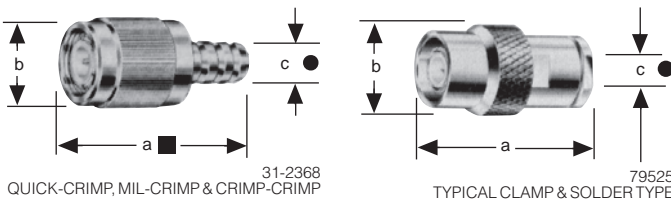
## TNC CHARACTERISTICS

TNC Series were developed for aircraft, missile and other applications in which extreme vibration may be encountered. The TNC threaded coupling mechanism eliminates "rock" under vibration — a characteristic of bayonet coupled connectors such as BNC that introduces noise into the RF system and causes erratic performance. Other than coupling, TNC connectors are dimensionally and electrically similar to BNC, and have a constant impedance of 50 ohms.

### SPECIFICATIONS:

#### ELECTRICAL:

**Impedance:** 50 ohm  
**Frequency range:** 0-10 GHz  
**Voltage rating:** 500 volts peak  
**Dielectric withstanding voltage:** 1500 volts rms  
**SWR:** Improved: 1.3 MIL-Crimps; Quick-Crimps: 1.25  
 Orig.-Crimps: 1.3  
**Other:** Contact resistance 2.1 mv.  
 RF leakage: -55dB  
 insertion loss: .04 dB  
 insulation resistance: 5000 megohms



- Includes outer ferrule not shown on illustration
- Accommodates cable diameter

### TNC THREADED COUPLING RF CONNECTORS (CONT'D.)

For Use With RG-/U	Cannot Be Used With	Part Number	Cable Termination	Dimension Inches			Construction Notes
				A	B	C	
<b>STRAIGHT PLUGS</b>							
<b>MALE CONTACTS — WEATHERPROOF — 50 OHM IMPEDANCE — TFE INSULATION</b>							
140, 210	71	31-2368	MIL-Crimp II	1 <sup>1</sup> / <sub>32</sub>	9 <sup>1</sup> / <sub>16</sub>	.261	—
141, 142, 223, 400	58, 141 —	31-2373 79875	MIL-Crimp II MIL-Clamp I	1 <sup>1</sup> / <sub>32</sub> 1 <sup>1</sup> / <sub>16</sub>	9 <sup>1</sup> / <sub>16</sub> 1 <sup>1</sup> / <sub>32</sub>	.220 .219	— spring brass outer contact
174, 188	—	31-2315	MIL-Crimp I	1.29	.562	.115	—
58, 141	—	31-2367	MIL-Crimp II	1 <sup>1</sup> / <sub>32</sub>	9 <sup>1</sup> / <sub>16</sub>	.206	—

**Note:** Each TNC connector is considered to be weatherproof when used only in combination with other Amphenol TNC connector described in this section.



## TWINAX PLUG, ADAPTER AND RECEPTACLE TWINAX RF CONNECTORS

In response to the request of a large computer manufacturer, Amphenol has developed a new plug, receptacle and adapter for Belden 9207, or equal Twinaxial cable. This connector group has gained wide acceptance for terminating Twinaxial cables interconnecting the host computer system and peripheral displays, printers, etc.

Conductor polarization is maintained by the connector polarizing key and keyway design. Once correctly installed, the connectors prevent accidental polarity reversal when mated.

### SPECIFICATIONS:

#### ELECTRICAL:

**Impedance:** 95 ohms  
**Frequency range:** 0-200 MHz, usable to 500 MHz.  
**Voltage rating:** 500 Volts peak

### TWINAX PLUG, ADAPTER AND RECEPTACLE KEYWAY POLARIZATION—COPOLYMER OF STYRENE OR EQUAL INSULATION—NON-WEATHERPROOF 0-200 MHz. USABLE TO 500 MHz. FREQUENCY RANGE—MATES WITH IBM EQUIPMENT—95 OHMS NOM. IMPEDANCE

Used with Cable #	Part Number	Dimensions Inches		Cable Termination	Notes
		a	b		
<b>TWINAX PLUG MALE CONTACTS</b>					
Belden 9207 (YR15662)	82-5589	1 <sup>49</sup> / <sub>64</sub>	7 <sup>1</sup> / <sub>8</sub>	Screw thread nut braid clamp	Brass, silver plated
	82-5589-RFX				Gold plated
<b>TWINAX RECEPTACLE FEMALE CONTACTS</b>					
—	82-5590-RFX	1 <sup>39</sup> / <sub>64</sub>	1 <sup>5</sup> / <sub>16</sub>	—	Gold plated
<b>TWINAX ADAPTER FEMALE-FEMALE CONTACTS</b>					
—	82-5588	1 <sup>3</sup> / <sub>64</sub>	3 <sup>1</sup> / <sub>4</sub>	—	Beryllium copper, silver plated contacts
	82-5588-RFX				Gold plated
<b>TWINAX REPLACEMENT MALE CONTACTS</b>					
—	82-10588	One bag of 50 ea. Male Contacts			

**Note: 82-5590**—Mtg. Hole Y.

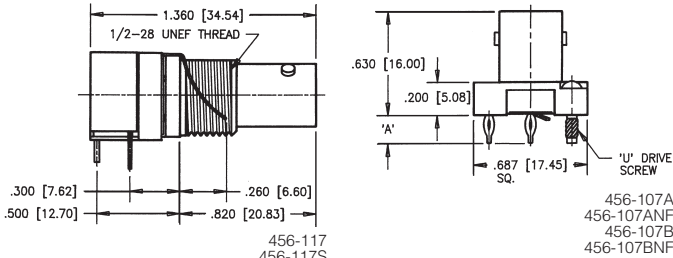

## TWIN COAXIAL CONNECTORS CHARACTERISTICS

Amphenol TWIN CONTACT connectors are used with RG-78 and 95 ohm twin conductor cables. Three dissimilar constructions are available: contact polarization, keyway polarization, and UHF-type non-polarized. The latter two types have threaded coupling; the contact polarized connectors have BNC-type 2-stud bayonet coupling.

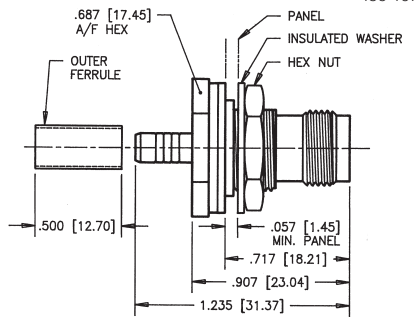
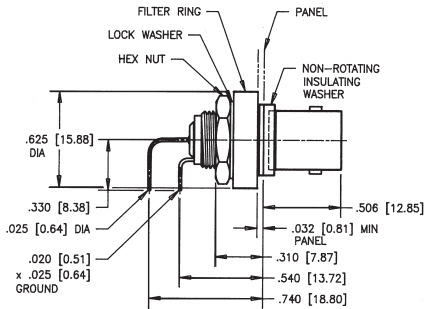
### SPECIFICATIONS:

#### ELECTRICAL:

**Impedance:** Used with 78 ohm and 95 ohm twin conductor cables.  
**Frequency Range:** Keyway polarization and non-polarized: 0-200 mc, 0-500 mc with caution. Contact polarization: 0-100 mc.  
**Voltage Rating:** Keyway polarization and non-polarized: 500 volts peak. Contact polarization: 100 volts peak.



- 456-107A
- 456-107ANF
- 456-107B
- 456-107BNF



456-102

Amphenol's 456 Series of RF connectors provides capacitive decoupling between the connector body and the mounting panel. EMI on the coaxial shield is shunted to the chassis ground through capacitors, while not affecting the DC and power supply frequencies. This reduces ground loop problems and provides a mechanism to harmlessly dissipate ESD to chassis ground.

The RF parameters of these connectors are the same as their non-filtered counterparts. Filtering does not affect the signal contact, but only the shell-to-ground connection. Capacitively decoupled RF connectors are interchangeable and interchangeable with standard non-filtered versions. UL & CSA approved.

**Mechanical Data:**  
**Shell:** Zinc Diecast or Brass; Nickel plated  
**Insulator Body:** Thermoplastic  
**Contact Insulator:** Noryl or Teflon  
**Center Contact:** Phosphor Bronze or Beryllium Copper; Gold plated (456-107S is silver plated)

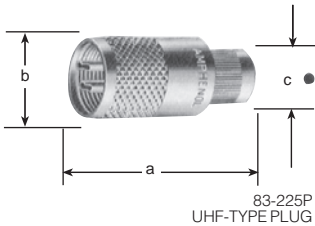
### FILTER PERFORMANCE

Capacitance	10,000 pF	
Working Voltage	200 VDC	
DVV	600 VDC (1000VDC for Rear Mt)	
Filter Insertion Loss (dB) (per MIL-STD-220 @ 25°C and no load)	1 MHz	4
	5 MHz	16
	10 MHz	18
	30 MHz	25
	50 MHz	30
1000 MHz	30	

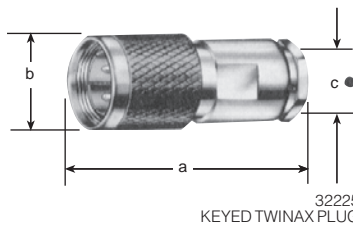
### 456 CAPACITIVELY DECOUPLED RF CONNECTORS

Cat. No.	Type	Description	Net Price
<b>50Ω</b>			
456-102	Filtered	TNC Bulkhead Jack Crimp (RG58/U Cable)	\$47.27
456-117	Filtered	Rear Mount BNC, Right Angle PCB	12.13
456-117S	Filtered (5000pF), 1000V Spark Gap		15.58
456-117F	Filtered (5000pF), 1000V Spark 1MΩ Resistor		17.35
456-117G	Grounded		11.61
456-117NF	Non-Filtered Panel Insulated (No Ground Spring)		10.64
456-107	Filtered	Front Mount BNC, Right Angle PCB	24.50
456-107ANF*	Non-Filtered	Vertical Mount BNC, Press-Fit	24.34
456-107B	Filtered		26.02
456-107BNF	Non-Filtered		24.34


NOTE: \* = Board Thickness = .125 (3.18) = Board Thickness = .200 (5.08)



83-225P  
UHF-TYPE PLUG



32225  
KEYED TWINAX PLUG




31-224  
BNC-TYPE PLUG

### TWIN PLUGS NON-CONSTANT IMPEDANCE WEATHERPROOF COPOLYMER OF STYRENE INSULATION STRAIGHT PLUGS

Cable RG-/J	Part Number	Mating & Polarization Degrees From Key	Dimensions, Inches			Construction Notes
			a	b	c	
22, 22A, 22B	32225	Keyed 90	1 1/4	7/8	.444	V-groove Clamp
	31-224	BNC Polarized Contact	1 1/32	9/16	.256	1 Male, 1 Female
108A	31-2226	BNC Polarized Contacts	1.16	.563	.255	1 Male, 1 Female
Belden 9207	82-5589	Polarizing Key & Keyway	2"	3/4	.375	Keyed Polarity

Note: Each TWIN connector is considered to be weatherproof when used only in combination with other Amphenol TWIN connectors in this section.



UHF TO BNC  
31-28

### BNC TO UHF WEATHERPROOF—TFE INSULATION

Adapter Ends	Part Number	Dimensions, Inches		Mtg. Hole	Description
		a	b		
BNC-Jack UHF-Plug	31-28	1 <sup>1</sup> / <sub>16</sub>	2 <sup>3</sup> / <sub>32</sub>	—	Straight, Rex. Ins.
BNC-Plug UHF-Jack	2900*	1 <sup>1</sup> / <sub>16</sub>	5/ <sub>16</sub>	—	Straight, Rex. Ins.


Note: \*Impedance is 50 Ohms.

### BNC TO TNC WEATHERPROOF—TFE INSULATION

Adapter Ends	Part Number	Dimensions, Inches		Description
		a	b	
BNC-Plug TNC-Jack	79025	1 <sup>1</sup> / <sub>4</sub>	5/ <sub>16</sub>	Straight
BNC-Jack TNC-Plug	79675	1 <sup>1</sup> / <sub>4</sub>	5/ <sub>16</sub>	Straight

### N TO UHF WEATHERPROOF—TFE INSULATION


Adapter Ends	Part Number	Dimensions, Inches		Description
		a	b	
N-Plug UHF-Jack	4400	1 <sup>13</sup> / <sub>32</sub>	1 <sup>3</sup> / <sub>16</sub>	Straight/Copolymer of Styrene Ins. Non-weatherproof/ Non-constant Imp.
N-Jack UHF-Plug	14000	1 <sup>1</sup> / <sub>16</sub>	3/ <sub>4</sub>	Straight/Copolymer of Styrene Ins. Non-constant Impedance.



N TO TNC  
78800

### N TO TNC WEATHERPROOF—TFE INSULATION

Adapter Ends	Part Number	Dimensions, Inches		Description
		a	b	
N-Plug TNC-Jack	78800	1 <sup>1</sup> / <sub>16</sub>	1 <sup>3</sup> / <sub>16</sub>	Straight
N-Jack TNC-Plug	79825	1 <sup>23</sup> / <sub>32</sub>	5/ <sub>16</sub>	Straight
N-Jack TNC Jack	78825			



HN-TO-N  
16050

### HN-TO-N WEATHERPROOF—TFE INSULATION

Adapter Ends	Part Number	Dimensions, Inches		Description
		a	b	
HN-Plug N-Jack	16050*	1 <sup>1</sup> / <sub>16</sub>	7/ <sub>16</sub>	Straight
HN-Jack N-Plug	16075*	1 <sup>1</sup> / <sub>16</sub>	1 <sup>3</sup> / <sub>16</sub>	Straight

Note: Each Amphenol connector is considered to be weatherproof when used only in combination with other mating Amphenol connectors described in this section. \*Impedance \*5, 50 Ohms.



## RFX™ COAXIAL CONNECTORS QUALITY

The RFX™ line of coaxial connectors is built to the same high quality control standards as every other Amphenol product.

### PRICE

You can afford Amphenol quality for your application. The RFX line is at a price that's a lot less than you might think.

Cat. No.	UG Ref. Number	Type	Description	Net Price
34025-RFX	UG-536B/U	N	Plug RG-58 Clamp	\$12.64
46650-51RFX	—	BNC	Male Cap, RT 50Ω	4.74
46650-75RFX	—	BNC	Male Cap, RT 75Ω	4.70
46650-93RFX	—	BNC	Male Cap, RT 93Ω	5.78

### 31 SERIES

31-2-RFX	UG-88/U	BNC	Plug RG-58 Clamp	4.35
31-9-RFX	UG-306/U	BNC	Angle Adapter (J/P)	8.13
31-10-RFX	—	BNC	Iso. Bulkhead Receptacle (J)	4.89
31-28-RFX	UG-273/U	BNC/UHF	Adapter (J/P)	58.03
31-203-RFX	UG-290A/U	BNC	Panel Receptacle (J)	6.82
31-208-RFX	UG-274A/U	BNC	Tee Adapter (J/P/J)	8.40
31-212-RFX	UG-206B/U	BNC	Plug RG-59 Clamp	4.16
31-216-RFX	UG-201A/U	BNC/N	Adapter (J/P)	17.88
31-217-RFX	UG-349A/U	BNC/N	Adapter (P/J)	29.90
31-218-RFX	UG-491A/U	BNC	Adapter (P/P)	6.63
31-219-RFX	UG-914/U	BNC	Adapter (J/J)	6.43
31-220G-RFX	—	BNC	Bulkhead Adapter (J/J)	7.63
31-220N-RFX	—	BNC	Bulkhead Adapter (J/J)	7.55
31-220N-75RFX	—	75ΩBNC	Bulkhead Adapter (J/J)	6.78
31-221-75RFX	—	75ΩBNC	Bulkhead Receptacle (J)	3.39
31-315-RFX	—	BNC	Plug RG-174.316 Crimp	4.08
31-318-RFX	—	BNC	Bulkh Jack RG-174.316 Crimp	7.90
31-320-RFX	—	BNC	Plug RG-58 Crimp	3.20
31-321-RFX	—	BNC	Plug RG-59 Crimp	8.15
31-335-RFX	—	BNC	Angle Plug RG-58. 142A Crimp	8.51
31-342-RFX	—	BNC	Bulkh Jack RG-58 Crimp	5.97
31-343-RFX	—	BNC	Bulkh Jack RG-59 Crimp	8.44
31-2242-RFX	—	TNC	Plug RG-179 Crimp	4.12
31-2264-RFX	—	TNC	Bulkh Jack RG-179 Crimp	76.01
31-2367-RFX	—	TNC	Plug RG-58. 142A Crimp	3.08
31-4541-RFX	—	BNC	Plug RG-59 QUICKTRIM®	8.36
31-5136-RFX	—	BNC	Plug RG-59 SURETWIST®	3.58
31-5329-51RFX	—	BNC	PCB Recept (J) 4 legs. Silver Cont	3.85
31-5556-RFX	—	BNC	Plug RG-59 Crimp 2pc	3.74
31-71013-RFX	—	75Ω BNC	Plug RG-179 Crimp	4.20

### 82 SERIES

82-97-RFX	UG-58A/U	N	Panel Receptacle (J)	8.24
82-100-RFX	UG-57B/U	N	Adapter (P/P)	13.83
82-101-RFX	UG-29B/U	N	Adapter (J/J)	7.98
82-5375-RFX	—	N	Plug RG-58 Crimp	8.55
82-5588-RFX	—	Twin	Adapter (J/J)	12.14
82-5589-RFX	—	Twin	Plug B9207 Clamp	11.37
82-5590-RFX	—	Twin	Bulkh Recept. Frnt Mt (J)	16.03

### 83 SERIES

83-1R-RFX	SO-239	UHF	Panel Receptacle (J)	7.97
83-1SP-16RFX	PL-259	UHF	Plug RG-8 UG Std	3.54
83-168-RFX	UG-176/U	UHF	Reducing Adapter RG-59	.89
83-185-RFX	UG-176/U	UHF	Reducing Adapter RG-58	.96
83-878-RFX	—	UHF	Bulkhead Receptacle (J)	7.90

# Amphenol RF Connectors

Cat. No.	UG-/U No.	Series	Description	NetPrice
31-7	CW-155	BNC	male cap	\$4.46
31-8	274	BNC	tee adapter	23.31
31-9	306	BNC	angle adapt.	24.58
31-10	—	BNC	blkh. recept.	9.90
31-12	260	BNC	plug	18.76
31-15	261	BNC	jack	21.99
31-28	273	BNC/UHF	adapter	37.80
31-102	657	BNC	blkh. recept.	13.41
31-105	—	BNC	panel recept.	44.20
31-202	88C	BNC	plug	9.02
31-203	290A	BNC	panel recept.	13.29
31-204	913	BNC	angle plug	112.36
31-206	909	BNC	blkh. jack	15.64
31-207	910	BNC	blkh. jack	28.05
31-208	274A	BNC	tee adapter	19.42
31-209	306A	BNC	angle adapt.	26.86
31-212	260B	BNC	plug	10.52
31-216	201A	BNC/N	adapter	21.77
31-217	349A	BNC/N	adapter	29.32
31-218	491A	BMC	adapter	19.50
31-219	914	BNC	adapter	9.90
31-220N	492A	BNC	blkh. adapt.	15.87
31-221	1094	BNC	blkh. recept.	4.74
31-222	1098	BNC	angle blkh. recept.	88.55
31-236	625B	BNC	blkh. recept.	5.82
31-238	912	BNC	blkh. recept.	46.82
31-239	657A	BNC	blkh. recept.	14.68
31-242	—	BNC	plug	13.64
31-315	—	BNC	plug	10.71
31-317	—	BNC	jack	21.89
31-318	—	BNC	blkh. jack	20.35
31-320	3-01-03	BNC	plug	9.98
31-321	3-05	BNC	plug	10.25
31-321-1000	—	BNC	plug	11.64
31-325	—	BNC	plug	13.64
31-326	3-02-01	BNC	plug	12.06
31-336	—	BNC	angle plug	38.76
31-342	3-15	BNC	blkh. jack	22.42
31-350	—	BNC	plug	14.95
31-371	—	BNC	plug	27.63
31-395	—	MHV	plug	64.93
31-759	—	BNC	gnd. lug	1.12
31-2221	1094A	BNC	blkh. recept.	6.17
31-2225	—	TWIN	blkh. recept.	33.33
31-2226	—	TWIN	plug	32.56
31-2300	—	TNC	panel recept.	11.66
31-2301	—	TNC	blkh. recept.	14.06
31-2315	—	TNC	plug	12.91
31-2367	4-01-03	TNC	plug	11.91
31-2368	M23329/4-05	TNC	plug	9.94
31-2373	M-23329/4-02-04	TNC	plug	10.13
31-3220	492D	BNC	blkh. adapt.	22.00
31-3301	16-0001	BNC	plug	12.29
31-3376	21-0002	BNC	blkh. recept.	11.25
31-4237	24-0001	BNC	blkh. recept.	19.34
31-4238	24-0002	BNC	blkh. recept.	48.40
31-4320	16-0013	BNC	plug	11.14
31-4321	16-0015	BNC	plug	12.14
31-4327	17-0013	BNC	jack	16.99
31-4541	—	BNC	jack	13.91
31-4700	—	BNC	plug	11.68
31-4702	—	BNC	plug <sup>6</sup>	14.41
31-4803	—	BNC	blkh. adapter	23.93
31-5136	—	BNC	SURETWIST plug	11.18
81-116	—	UHF min	jack	9.52
82-24	58	N	panel recept.	17.61
82-61	21B	N	plug	16.50
82-62	22B	N	panel jack	31.21
82-63	23B	N	jack	21.89
82-64	27A	N	angle adapt.	47.82
82-66	30	N	blkh. adapt.	43.97
82-97	58A	N	panel recept.	19.03
82-98	27B	N	angle adapt.	53.52
82-99	28A	N	tee adapter.	114.79
82-100	57B	N	adapter	22.42
82-101	29B	N	adapter	25.35
82-202	21D	N	plug	19.42
82-213	27C	N	angle adapt.	46.74
82-312	1185	N	plug	19.57
82-332	01-0008	N	plug	21.85
82-530	573A	C	plug	106.39
82-805	560	HN	panel recept.	88.55

Cat. No.	UG-/U No.	Series	Description	NetPrice
82-5370	—	N	plug	\$16.95
82-5375	—	N	plug	13.18
82-5588	—	TWINAX	adapter	69.78
82-5589	—	TWINAX	plug	11.37
83-1AP	646	UHF	angle adapt.	21.00
83-1F	363	UHF	blkh. adapt.	35.87
83-1H	106	UHF	hood	12.75
83-1J	PL-258	UHF	panel recept.	18.15
83-1R	SO-239	UHF	panel recept.	7.98
83-1SP-1050	PL-259	UHF	plug	8.32
83-1T	M-358	UHF	tee adapter	25.66
83-58FCP	—	UHF	plug	5.43
83-58SP	—	UHF	plug	15.17
83-168	—	—	—	1.67
83-185	—	—	—	.96
83-765	177	UHF	hood	8.67
83-798	SO-239A	UHF	panel recept.	12.33
83-822	PL-259	UHF	plug	9.02
83-878	—	UHF	blkh. recept.	10.21
18750	—	N	angle plug	58.28
2900	255	BNC/UHF	adapter	36.91
4400	146	N/UHG	adapter	34.02
4500	185	BNC	panel recept.	38.12
4700-51	MX554	BNC	res. term. cap	40.30
5225	1034	BNC/N	adapter	106.12
6775	959	BNC	plug	32.33
10400	—	MHV	blkh. recept.	75.87
12650	—	MHV	panel adapt.	140.91
15875	—	BNC	plug	15.30
16050	—	HN/N	adapter	82.73
16300	—	BNC	plug	18.34
21900	—	BNC	tee adapter	142.95
27000	931	MHV	panel recept.	30.40
27025	—	MHV	blkh. recept.	58.34
27975	932A	MHV	plug	25.60
28000	932	MHV	plug	23.97
29100	—	MHV	plug	30.06
32225	421B	TWIN	plug	85.68
33275	—	BNC	angle plug	76.01
34025	536B	N	plug	22.35
34125	83B	N/UHF	adapter	20.06
35275	556B	N	blkh. jack	102.30
35650-51	—	BNC	res. term. cap	30.86
35650-75	—	BNC	res. term. cap	30.86
36775	—	BNC	plug	10.25
36875	—	BNC	plug	10.52
46650-51	—	BNC	res. term. cap	28.48
47000	414	BNC	panel adapt.	57.08
53100	—	TRIAx	plug	173.36
69475	—	BNC	plug	15.41
78800	—	N/TNC	adapter	50.28
79025	—	BNC/TNC	adapter	72.71
79675	—	BNC/TNC	adapter	58.80
79875	—	TNC	plug	13.81
86350	—	BNC	blkh. jack	26.86
86425	—	BNC	panel jack	74.41



Part's indicated with a leaf  are considered RoHS July 2006 compliant based on the manufacturer's confirmation at the time of publishing. For additional information please contact Electro Sonic.

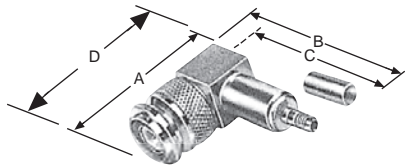


FIGURE 14

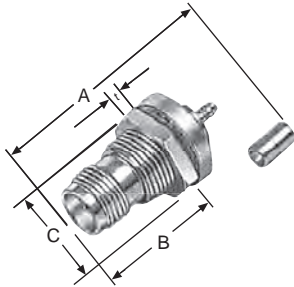


FIGURE 18

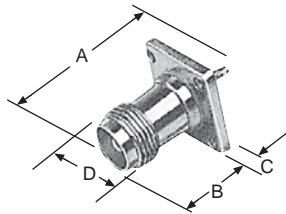


FIGURE 28

### TNC K-GRIP, JR. CONSTRUCTION

Cat. No.	Fig.	Description	Dimensions				Net Price
			A	B	C	D/T	
<b>ANGLE PLUG/SILVER FINISH</b>							
KA-59-296	14	Crimp & captive contact	1.13 (28.7)	1.79 (45.5)	1.42 (36.1)	0.89 (22.6)	<b>\$52.70</b>
<b>BULKHEAD JACKS/TR-5 TARNISH &amp; CORROSION RESISTANT FINISH</b>							
KA-19-60	18	Rear mtg., crimp & captive contact	1.39 (35.3)	0.80 (20.3)	0.69 (17.5)	0.242 (6.2)	<b>23.82</b>
<b>PANEL RECEPTACLES/SILVER FINISH</b>							
KA-79-39	28	—	1.06 (26.9)	0.62 (15.8)	0.09 (2.3)	0.44 (11.2)	<b>29.29</b>




FIGURE 7

### TNC PLUGS K-GRIP, JR. CONSTRUCTION

Cat. No.	Description	Cable Type	Dimensions		Net Price
			A	B	
<b>SILVER FINISH</b>					
KA-59-291	Crimp & captive contact	180U, 195U	28.2	16.0	<b>\$36.29</b>

\*NOTE: All dimensions in mm.

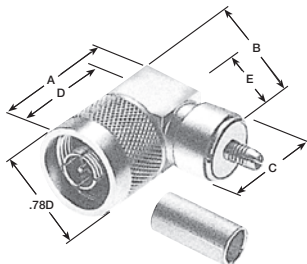


FIGURE 10




FIGURE 13

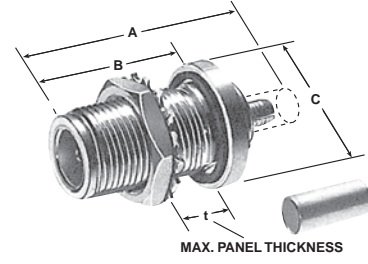



FIGURE 15

### N K-GRIP, JR. CONSTRUCTION

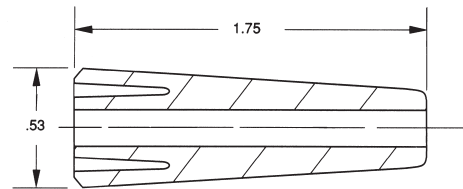
Cat. No.	Fig. No.	Description	Cable Group	Dimensions					Net Price
				A	B	C	D/T	E	
<b>ANGLE PLUGS/SILVER FINISH</b>									
KN-59-245	10	Captive contact, Wire holes	E-1	1.34 (34.0)	2.14 (54.4)	0.66 (16.8)	1.01 (25.7)	1.71 (43.4)	<b>\$69.05</b>
<b>BULKHEAD JACKS/SILVER FINISH</b>									
KN-19-151	15	Rear mounting, Captive contact, Gold plated	E-1	1.78 (45.2)	0.92 (23.4)	0.88 (22.4)	0.324 (8.2)	—	<b>45.70</b>



### ADAPTERS BETWEEN SERIES

Cat. No.	Description	Dimensions			Net Price
		A	B	C	
KN-99-35	BNC Jack-N-Plug	1.31(33.3)	0.44(11.2)	0.79(20.1)	<b>\$45.72</b>

Note: TR-5 Tarnish & Corrosion Resistant Finish



### FLEXIBOOTS

These strain-relief Flexiboots protect the cable from wear, fatigue and weather. The Flexiboots have a unique patented double-gripping action that assures a positive hold on Kings K-Grip Jr. connectors. They are available for use with RG58/U, 59/U and 174/U cable sizes. Material is Buna N rubber for -01 to -09 items, and compound AO10C (flame res. per UL-94V2) for -10 items.

### FLEXIBOOTS

Cat. No.	Colour	Net Price
<b>RG-58/U CABLE</b>		
1-1483-10	Black	<b>\$4.99</b>



## BNC Twist-On Connectors



### BNC/TNC & UHF FIELD INSTALLABLE CONNECTORS HERE'S A NEW TWIST-ON COAXIAL CONNECTION THAT'S SECONDS TO DONE

**40 SECONDS.** That's all the time it takes to terminate coaxial cables with these unique new Twist-On series of connectors from B & L.

1. To install the one piece connector, just trim the cable.
2. Insert the center conductor into the rear of the conductor body.
3. And twist the conductor onto the cable.

Completely re-usable. Available in BNC/TNC, UHF and "F" types. No special tools needed. One piece design. All connectors are plated brass.

#### ELECTRICAL CHARACTERISTICS

Nominal Impedance 50 ohms and 75 ohms. Working Voltage 500 VRMS at sea level. Contact Resistance: Outer Contact .2 Milliohms. Center Contact 1.5 Milliohms. Insulation Resistance 5000 Megohms min. Dielectric Withstanding Voltage 1500 Volts, RMS.

Cat. No.	RG/U Size or Description	Net Price
<b>CRIMP TOOL</b>		
DCC1113	58, 59, 62	\$198.00
CCC9066	9066, 9248, 59L, 6M	207.14
DCC0009	Min. Crimp	113.00


#### CHASSIS MOUNT RECEPTACLES

Cat. No.	A*	B*	Impedance	Net Price Each		
				1-24	25-99	100-Up
BNC1094A	1-3/16"	23/32"	50 ohm	\$2.03	\$1.52	\$1.33
BNC1094	1-1/16"	19/32"	50 ohm	1.74	1.31	1.14
BNC1094A-75	1-3/16"	23/32"	75 ohm	2.50	1.87	1.63
BNC1094-75	1-1/16"	19/32"	75 ohm	2.24	1.68	1.46

Add -G for grounding lug

A\* = Total Overall Length

B\* = Taken From Front Face to Back of Mounting Flange



### BNC AND TNC ADAPTERS 50 & 75 OHM

Cat. No.	Impedance	Net Price Each		
		1-24	25-99	100-Up
<b>BNC CONNECTORS</b>				
BNC90-1	50 Ohm	\$4.32	\$3.24	\$2.82
BNC97-1	75 Ohm	6.06	4.54	3.96
BNC100-1	50 Ohm	6.34	4.76	4.15
BNC107-1	75 Ohm	8.89	6.67	5.81
BNC110-1	50 Ohm	7.46	5.60	4.88
BNC110-2	50 Ohm	10.14	7.61	6.63
<b>TNC CONNECTORS</b>				
TNC90-1	50 Ohm	5.02	3.76	3.28
TNC97-1	75 Ohm	6.99	5.25	4.57
TNC100-1	50 Ohm	7.70	5.67	4.86
TNC107-1	75 Ohm	9.93	7.45	6.49



### 50 OHM CRIMP BNC AND TNC STRAIGHT PLUGS

Cat. No.	RG/U Size or Description	Net Price
<b>BNC CONNECTORS</b>		
COBNC10-6	6/U	\$4.03
COBNC10-58	58, 8219, 8240, 8259, 8262, 9201, 9310, 9311	3.12
COBNC10-58T	TFE58 PLENNUM, 82240, 88240	3.12
COBNC10-59/62	59, 62, 8221, 8241, 8241A, 8241F, 8263, 9165, 9171, 9244, 9259, 9265, 9659	3.12
COBNC10-59M	MATV59, 1426A, 1505A, 8212, 9100, 9240, 9274, 9275	3.12
COBNC10-59T	TFE59 PLENNUM, 8279, 8279A, 9209, 9209A, 82241	3.12
COBNC10-62T	TFE62 PLENNUM	3.12
COBNC10-8281	1163A, 8281, 8281B, 8281F, 9141, 9231	4.03
COBNC10-21/597	1164B, 1167B, 1263B, 1406B, 1407B, 1417B, 1418B, 9170, ESSEX 21-597	4.03
<b>TNC CONNECTORS</b>		
COTNC10-6	6/U	4.45
COTNC10-58	58, 8219, 8240, 8259, 8262, 9201, 9310, 9311	3.48
COTNC10-58T	TFE58 PLENNUM, 82240, 88240	3.48
COTNC10-59/62	59, 62, 8221, 8241, 8241A, 8241F, 8263, 9165, 9171, 9244, 9259, 9265, 9659	3.48
COTNC10-59T	TFE59 PLENNUM, 8279, 8279A, 9209, 9209A, 82241	3.48
COTNC10-62T	TFE62 PLENNUM	3.61
COTNC10-8281	1163A, 8281, 8281B, 8281F, 9141, 9231	4.45
COTNC10-21/597	1164B, 1167B, 1263B, 1406B, 1407B, 1417B, 1418B, 9170, ESSEX 21-597	4.45

# B & L Coaxial Connectors

## 75 OHM CRIMP BNC AND TNC STRAIGHT PLUGS

Cat. No.	RG/U Size or Description	Net Price
<b>BNC CONNECTORS</b>		
COBNC17-6	6/U	\$5.64
COBNC17-6M	1694A	4.34
COBNC17-59/62	59, 62, 9171, 9244, 9259, 9659	4.32
COBNC17-59M	MATV59, 1426A, 1505A, 8212, 9100, 9240, 9274, 9275	4.32
COBNC17-59T	TFE59 PLENNUM, 8279, 8279A, 9209, 9209A, 82241	4.32
COBNC17-62T	TFE62 PLENNUM	4.32
COBNC17-734A	734A (ALL TYPES)	4.50
COBNC17-735A	735A (ALL TYPES)	4.34
COBNC17-8281	1163A, 8281, 8281B, 8281F, 9141, 9231, ACL1060	5.64
COBNC17-21/597	1164B, 1167B, 1263B, 1406B, 1407B, 1417B, 1418B, 9170, ESSEX 21-597	5.64
<b>TNC CONNECTORS</b>		
COTNC17-6	6/U	6.21
COTNC17-59/62	59, 62, 9165, 9171, 9244, 9259, 9659	4.89
COTNC17-59T	TFE59 PLENNUM, 8279, 8279A, 9209, 9209A, 82241	4.89
COTNC17-62T	TFE62 PLENNUM	4.89
COTNC17-8281	1163A, 8281, 8281B, 8281F, 9141, 9231, ACL1060	6.21
COTNC17-21/597	1164B, 1167B, 1263B, 1406B, 1407B, 1417B, 1418B, 9170, ESSEX 21-597	6.21



## 50 OHM CRIMP BNC AND TNC STRAIGHT JACKS

Cat. No.	RG/U Size or Description	Net Price
<b>BNC CONNECTORS</b>		
COBNC30-6	6/U	\$4.76
COBNC30-58	58, 8219, 8240, 8259, 8262, 9201, 9310, 9311	3.80
COBNC30-58T	TFE58 PLENNUM, 82240, 88240	3.80
COBNC30-59/62	59, 62, 8221, 8241, 8241A, 8241F, 8263, 9165, 9171, 9244, 9259, 9265, 9659	3.80
COBNC30-59M	MATV59, 1426A, 1505A, 8212, 9100, 9240, 9274, 9275	3.80
COBNC30-59T	TFE59 PLENNUM, 8279, 8279A, 9209, 9209A, 82241	3.80
COBNC30-62T	TFE62 PLENNUM	3.80
COBNC30-8281	1163A, 8281, 8281B, 8281F, 9141, 9231	4.76
COBNC30-21/597	1164B, 1167B, 1263B, 1406B, 1407B, 1417B, 1418B, 9170, ESSEX 21-597	4.76
<b>TNC CONNECTORS</b>		
COTNC30-6	6/U	5.15
COTNC30-58	58, 8219, 8240, 8259, 8262, 9201, 9310, 9311	4.19
COTNC30-58T	TFE58 PLENNUM, 82240, 88240	4.19
COTNC30-59/62	59, 62, 8221, 8241, 8241A, 8241F, 8263, 9165, 9171, 9244, 9259, 9265, 9659	4.19
COTNC30-59T	TFE59 PLENNUM, 8279, 8279A, 9209, 9209A, 82241	4.19
COTNC30-62T	TFE62 PLENNUM	4.19
COTNC30-8281	1163A, 8281, 8281B, 8281F, 9141, 9231	5.15
COTNC30-21/597	1164B, 1167B, 1263B, 1406B, 1407B, 1417B, 1418B, 9170, ESSEX 21-597	5.15

## 75 OHM CRIMP BNC AND TNC STRAIGHT JACKS

Cat. No.	RG/U Size or Description	Net Price
<b>BNC CONNECTORS</b>		
COBNC37-6	6/U	\$5.90
COBNC37-59/62	59, 62, 9165, 9171, 9244, 9259, 9659	4.58
COBNC37-59M	MATV59, 1426A, 1505A, 8212, 9100, 9240, 9274, 9275	4.58
COBNC37-59T	TFE59 PLENNUM, 8279, 8279A, 9209, 9209A, 82241	4.58
COBNC37-62T	TFE62 PLENNUM	4.58
COBNC37-8281	1163A, 8281, 8281B, 8281F, 9141, 9231, ACL1060	5.90
COBNC37-21/597	1164B, 1167B, 1263B, 1406B, 1407B, 1417B, 1418B, 9170, ESSEX 21-597	5.90
<b>TNC CONNECTORS</b>		
COTNC37-6	6/U	6.21
COTNC37-59/62	59, 62, 9165, 9171, 9244, 9259, 9659	4.89
COTNC37-59T	TFE59 PLENNUM, 8279, 8279A, 9209, 9209A, 82241	4.89
COTNC37-62T	TFE62 PLENNUM	4.89
COTNC37-8281	1163A, 8281, 8281B, 8281F, 9141, 9231, ACL1060	6.21
COTNC37-21/597	1164B, 1167B, 1263B, 1406B, 1407B, 1417B, 1418B, 9170, ESSEX 21-597	6.21

MINI-COAX CRIMP CONNECTORS AND MANY OTHER STANDARD SIZES  
AVAILABLE IN 50 & 75 OHM IMPEDANCES.



## BNC AND TNC RESISTOR TERMINATORS

Cat. No.	RG/U Size or Description	Net Price Each		
		1-24	25-99	100-Up
<b>BNC CONNECTORS</b>				
BNC10-50T	50 ohm +/-1%	\$5.41	\$4.06	\$3.54
BNC10-75T	75 ohm +/-1%	5.41	4.06	3.54
BNC10-93T	93 ohm +/-1%	5.41	4.06	3.54
<b>TNC CONNECTORS</b>				
TNC10-50T	50 ohm +/-1%	5.82	4.37	3.81
TNC10-75T	75 ohm +/-1%	4.48	3.58	3.36
TNC10-93T	93 ohm +/-1%	4.48	3.58	3.36

Note: Custom resistances available.



## 50 OHM TWIST-ON BNC AND TNC STRAIGHT PLUGS

Cat. No.	RG/U Size or Description	Net Price
<b>BNC CONNECTORS</b>		
TOBNC10-6M	MATV6/U, 1694A, 9114, 9248, 82281, 88281	\$3.93
TOBNC10-58	58, 1506A, 8240, 9201, 9310, 88241	3.80
TOBNC10-58T	TFE58 PLENNUM	4.00
TOBNC10-59/62	59, 62, 1426A, 1505A, 8212, 8221, 8241, 8241A, 8263, 9100, 9240, 9244, 9274, 9275, MATV59	3.64
TOBNC10-59T	TFE59 PLENNUM, 9209, 9209A, 82248	3.02
TOBNC10-62T	TFE62 PLENNUM	3.93
TOBNC10-8281	8281, 8281B, 8281F, 1163A, 9141, 9231, ACL1060	3.80
<b>TNC CONNECTORS</b>		
TOTNC10-6M	MATV6/U, 1694A, 9114, 9248, 82281, 88281	4.32
TOTNC10-58	58, 1506A, 8240, 9201, 9310, 88241	4.19
TOTNC10-58T	TFE58 PLENNUM	4.32
TOTNC10-59/62	59, 62, 1426A, 1505A, 8212, 8221, 8241, 8241A, 8263, 9100, 9240, 9244, 9274, 9275, MATV59	4.06
TOTNC10-59T	TFE59 PLENNUM, 9209, 9209A, 82248	4.32
TOTNC10-62T	TFE62 PLENNUM	4.32
TOTNC10-8281	8281, 8281B, 8281F, 1163A, 9141, 9231, ACL1060	4.19

## 75 OHM TWIST-ON BNC AND TNC STRAIGHT PLUGS

Cat. No.	RG/U Size or Description	Net Price
<b>BNC CONNECTORS</b>		
TOBNC17-6M	MATV6/U, 9114, 9248, 82281, 88281, 8241A	\$5.49
TOBNC17-59/62	59, 62, 1426A, 1505A, 8212, 8221, 8241, 8263, 9100, 9240, 9244, 9274, 9275, MATV59	3.83
TOBNC17-59T	TFE59 PLENNUM, 9209, 9209A, 82248	5.49
TOBNC17-62T	TFE62 PLENNUM	5.49
TOBNC17-1694A	1694A	8.12
TOBNC17-8281	8281, 8281B, 8281F, 1163A, 9141, 9231, ACL1060	5.49
<b>TNC CONNECTORS</b>		
TOTNC17-6M	MATV6/U, 9114, 9248, 82281, 88281, 8241A	6.06
TOTNC17-59/62	59, 62, 1426A, 1505A, 8212, 8221, 8241, 8263, 9100, 9240, 9244, 9274, 9275, MATV59	4.26
TOTNC17-59T	TFE59 PLENNUM, 9209, 9209A, 82248	6.06
TOTNC17-62T	TFE62 PLENNUM	6.06
TOTNC17-8281	8281, 8281B, 8281F, 1163A, 9141, 9231, ACL1060	9.08



## SINGLE-PIECE, RFI-TIGHT, COMPRESSION BNC

**FEATURES:** Optimized RF performance: < 0.2dB IL, >30dB RL, >100dB RFI to 1GHz. Optimized L-Band performance: < 0.2dB IL @ 2150 MHz, >20dB RL to 2150MHz, >100dB RFI to 2150 MHz. Ideal for CATV headend environments. Cable prep tool helps to make installation more efficient and reliable.

Cat. No.	Cable Description	Net Price Each		
		1-24	25-99	100-Up
CMBNC17-59MR	Belden 9167 and 1505A	\$11.70	\$7.40	\$5.10
CMBNC17-59RQ	CommScope HEC2 Times Fiber 02240, 02241, 02245	11.70	7.40	5.10

# B & L Coaxial Connectors

MANU  
031  
CODE



## 50 OHM TWIST-ON BNC AND TNC STRAIGHT JACKS

Cat. No.	RG/U Size or Description	Net Price
<b>BNC CONNECTORS</b>		
TOBNC30-6M	MATV6/U, 1694A, 9114, 9248, 82281, 88281	\$4.03
TOBNC30-58	58, 1506A, 8240, 9201, 9310, 88241	3.90
TOBNC30-58T	TFE58 PLENNUM	4.21
TOBNC30-59/62	59, 62, 1426A, 1505A, 8212, 8221, 8241, 8241A, 8263, 9100, 9240, 9244, 9274, 9275, MATV59	3.77
TOBNC30-59T	TFE59 PLENNUM, 9209, 9209A, 82248	4.03
TOBNC30-62T	TFE62 PLENNUM	4.03
TOBNC30-8281	8281, 8281B, 8281F, 1163A, 9141, 9231, ACL1060	3.90
<b>TNC CONNECTORS</b>		
TOTNC30-6M	MATV6/U, 1694A, 9114, 9248, 82281, 88281	4.32
TOTNC30-58	58, 1506A, 8240, 9201, 9310, 88241	4.47
TOTNC30-58T	TFE58 PLENNUM	4.47
TOTNC30-59/62	59, 62, 1426A, 1505A, 8212, 8221, 8241, 8241A, 8263, 9100, 9240, 9244, 9274, 9275, MATV59	4.06
TOTNC30-59T	TFE59 PLENNUM, 9209, 9209A, 82248	4.32
TOTNC30-62T	TFE62 PLENNUM	4.32
TOTNC30-8281	8281, 8281B, 8281F, 1163A, 9141, 9231, ACL1060	4.19

## 75 OHM TWIST-ON BNC AND TNC STRAIGHT JACKS

Cat. No.	RG/U Size or Description	Net Price
<b>BNC CONNECTORS</b>		
TOBNC37-6M	MATV6/U, 9114, 9248, 82281, 88281	\$5.49
TOBNC37-59/62	59, 62, 1426A, 1505A, 8212, 8221, 8241, 8241A, 8263, 9100, 9240, 9244, 9274, 9275, MATV59	5.12
TOBNC37-59T	TFE59 PLENNUM, 9209, 9209A, 82248	5.49
TOBNC37-62T	TFE62 PLENNUM	5.49
TOBNC37-8281	8281, 8281B, 8281F, 1163A, 9141, 9231, ACL1060	5.49
<b>TNC CONNECTORS</b>		
TOTNC37-6M	MATV6/U, 9114, 9248, 82281, 88281	6.06
TOTNC37-59/62	59, 62, 1426A, 1505A, 8212, 8221, 8241, 8241A, 8263, 9100, 9240, 9244, 9274, 9275, MATV59	5.67
TOTNC37-59T	TFE59 PLENNUM, 9209, 9209A, 82248	6.06
TOTNC37-62T	TFE62 PLENNUM	6.06
TOTNC37-8281	8281, 8281B, 8281F, 1163A, 9141, 9231, ACL1060	6.06



## 50 OHM TWIST-ON BNC AND TNC BULKHEAD JACKS

Cat. No.	RG/U Size or Description	Net Price
<b>BNC CONNECTORS</b>		
TOBNC40-6M	MATV6/U, 1694A, 9114, 9248, 82281, 88281	\$6.34
TOBNC40-58	58, 1506A, 8240, 9201, 9310, 88241	6.21
TOBNC40-58T	TFE58 PLENNUM	6.50
TOBNC40-59/62	59, 62, 1426A, 1505A, 8212, 8221, 8241, 8241A, 8263, 9100, 9240, 9244, 9274, 9275, MATV59	4.52
TOBNC40-59T	TFE59 PLENNUM, 9209, 9209A, 82248	6.34
TOBNC40-62T	TFE62 PLENNUM	6.34
TOBNC40-8281	8281, 8281B, 8281F, 1163A, 9141, 9231, ACL1060	6.21
<b>TNC CONNECTORS</b>		
TOTNC40-6M	MATV6/U, 1694A, 9114, 9248, 82281, 88281	7.44
TOTNC40-58	58, 1506A, 8240, 9201, 9310, 88241	7.31
TOTNC40-58T	TFE58 PLENNUM	7.57
TOTNC40-59/62	59, 62, 1426A, 1505A, 8212, 8221, 8241, 8241A, 8263, 9100, 9240, 9244, 9274, 9275, MATV59	7.18
TOTNC40-59T	TFE59 PLENNUM, 9209, 9209A, 82248	7.44
TOTNC40-62T	TFE62 PLENNUM	7.44
TOTNC40-8281	8281, 8281B, 8281F, 1163A, 9141, 9231, ACL1060	7.31

## 75 OHM TWIST-ON BNC AND TNC BULKHEAD JACKS

Cat. No.	RG/U Size or Description	Net Price
<b>BNC CONNECTORS</b>		
TOBNC47-6M	MATV6/U, 9114, 9248, 82281, 88281	\$7.93
TOBNC47-59/62	59, 62, 1426A, 1505A, 8212, 8221, 8241, 8241A, 8263, 9100, 9240, 9244, 9274, 9275, MATV59	7.54
TOBNC47-59T	TFE59 PLENNUM, 9209, 9209A, 82248	7.93
TOBNC47-62T	TFE62 PLENNUM	7.93
TOBNC47-8281	8281, 8281B, 8281F, 1163A, 9141, 9231, ACL1060	7.93
<b>TNC CONNECTORS</b>		
TOTNC47-6M	MATV6/U, 9114, 9248, 82281, 88281	8.32
TOTNC47-59/62	59, 62, 1426A, 1505A, 8212, 8221, 8241, 8241A, 8263, 9100, 9240, 9244, 9274, 9275, MATV59	7.93
TOTNC47-59T	TFE59 PLENNUM, 9209, 9209A, 82248	8.32
TOTNC47-62T	TFE62 PLENNUM	8.32
TOTNC47-8281	8281, 8281B, 8281F, 1163A, 9141, 9231, ACL1060	8.32



## 50 OHM CRIMP BNC AND TNC BULKHEAD JACKS

Cat. No.	RG/U Size or Description	Net Price
<b>BNC CONNECTORS</b>		
COBNC40-6	6/U	\$5.64
COBNC40-58T	TFE58 PLENNUM	4.65
COBNC40-59/62	59, 62, 1426A, 1505A, 8212, 8221, 8241, 8263, 9100, 9240, 9244, 9275	4.65
COBNC40-59T	TFE59 PLENNUM, 88241, 8279, 8279A, 9209, 9209A, 82241	4.65
COBNC40-62T	TFE62 PLENNUM	4.65
COBNC40-8281	8281, 8281B, 8281F, 1163A, 9141, 9231	5.64
<b>TNC CONNECTORS</b>		
COTNC40-6	6/U	6.53
COTNC40-58T	TFE58 PLENNUM	5.75
COTNC40-59/62	59, 62, 1426A, 1505A, 8212, 8221, 8241, 8263, 9100, 9240, 9244, 9275	5.75
COTNC40-59T	TFE59 PLENNUM, 88241, 8279, 8279A, 9209, 9209A, 82241	5.75
COTNC40-62T	TFE62 PLENNUM	5.75
COTNC40-8281	8281, 8281B, 8281F, 1163A, 9141, 9231	6.76

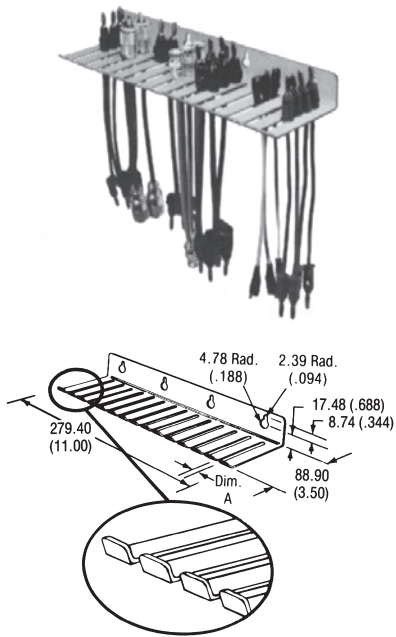
## 75 OHM CRIMP BNC AND TNC BULKHEAD JACKS

Cat. No.	RG/U Size or Description	Net Price
<b>BNC CONNECTORS</b>		
COBNC47-6	6/U	\$7.90
COBNC47-59/62	59, 62, 9165, 9171, 9244, 9259, 9659	6.53
COBNC47-59M	1505A, 8212, 9100, 9240, 9274, 9275	6.53
COBNC47-59T	TFE59 PLENNUM, 8279, 8279A, 9209, 9209A, 82241, 88241	6.53
COBNC47-62T	TFE62 PLENNUM	6.53
COBNC47-179*	179U, 1520A, 1521A, 1522A	7.90
COBNC47-734A	734A (ALL TYPES)	6.89
COBNC47-8281	8281, 8281B, 8281F, 1163A, 9141, 9231, ACL1060	7.90
<b>TNC CONNECTORS</b>		
COTNC47-6	6/U	8.29
COTNC47-59/62	59, 62, 9165, 9171, 9244, 9259, 9659	6.92
COTNC47-59T	TFE59 PLENNUM, 8279, 8279A, 9209, 9209A, 82241, 88241	6.92
COTNC47-62T	TFE62 PLENNUM	6.92
COTNC47-8281	8281, 8281B, 8281F, 1163A, 9141, 9231, ACL1060	8.29



TWIST-ON "F"

Cat. No.	Net Price
TO-F59	\$4.47




### TEST LEAD HOLDER

No need to spend time searching for a particular test lead. With these racks, all of your patch cords and cable assemblies can be conveniently filed for instant selection—within easy reach. Holder mounts quickly on any vertical surface. Test leads are easy to store, easy to remove. Two models to choose from for different size cables. **MATERIAL:** Steel. **FINISH:** Baked Enamel.

Cat. No.	Colour	Max. Cable Dia. (Dim. A)	Net Price
1508	Orange	5.33 (.210)	\$12.91
4408	Black	8.13 (.320)	10.55
2708	Blue	11.43 (.450)	12.91

## Coaxial Adapters



MODEL 3288  
BNC (F)/N (M)



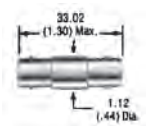
MODEL 3535  
BNC (M)/N (F)

MODEL 3844  
BNC (F)/TNC (M)

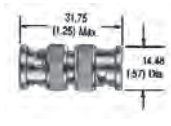
### BETWEEN SERIES ADAPTERS

**SHELL:** Brass, tarnish resistant plated. **INSULATION:** Teflon. **CENTRE CONTACT:** Male, brass. Female, beryllium copper. (Except as noted). Gold plated. **RATING:** Operating voltage: 500 VRMS max. -65°C. (-85°F.) to +165°C. (+329°F.). **IMPEDANCE:** 50 ohms.

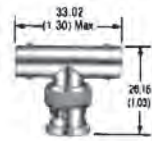
Cat. No.	Description	Net Price
3288	Male Contact, Beryllium Copper	\$11.24
3535		15.25
3844		17.17



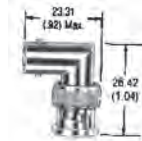
MODEL 3283  
BNC (F/F)



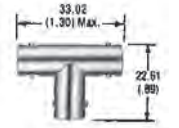
MODEL 3533  
BNC (M/M)



MODEL 3285  
BNC (F/M)



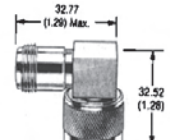
MODEL 3534  
BNC (F/M)



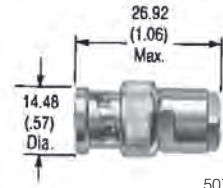
MODEL 3284  
BNC (F/F)



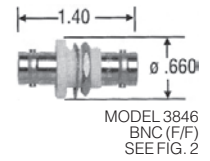
MODEL 4896  
BNC (M/F)



MODEL 3843  
"N" (F/M)



5079




MODEL 3846  
BNC (F/F)  
SEE FIG. 2



MODEL 3842  
"N" (M/M)



MODEL 4940  
TNC (F/F)



MODEL 5089  
"N" (F/F)



MODEL 3841  
"N" (F/F)

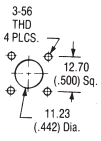


FIG. 1

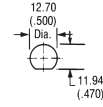


FIG. 2

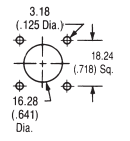


FIG. 3

### WITHIN SERIES ADAPTERS

**SHELL:** Brass, tarnish resistant plated. **INSULATION:** Teflon. **CENTRE CONTACT:** Male, brass. Female, beryllium copper. Gold plated. **RATING:** Operating voltage: 500 VRMS max. (Except as noted) -65°C. (-85°F.) to +165°C. (+329°F.). **IMPEDANCE:** 50 ohms.

Cat. No.	Description	Net Price
3283		\$5.04
3284		14.63
3285		6.47
3533		3.35
3534		9.45
3841	Operating Voltage 1000 VRMS Max.	13.33
3842		14.00
3843		31.18
3846	Isolated Ground (*)	8.49
4896		14.63
4940		7.01
5079		13.17
5089	Operating Voltage 1000 VRMS Max.	69.41

(\*) Mounting Hardware is Isolated From Outer Conductor of BNC.

(\*\*) Leakage rate less than 10<sup>7</sup> cc/sec of tracer gas at one atmosphere



### BNC RESISTOR TERMINATED MALE PLUG

Ideal for terminating coaxial lines. 1%, 1/2 watt, deposited carbon resistor. 88.9mm (3.5) bead chain with 3.56mm (.14) dia. hole in lug. Resistance value marked on white nylon anti-roll sleeve. **SHELL:** Brass, tarnish resistant plated. **INSULATION:** Teflon. **CENTRE CONTACT:** Brass, gold plated. **RATING:** Operating voltage: 350 VDC max; Frequency range: DC to 500 MHz; Power: 1/2W @ 70°C. max.


Cat. No.	Resist. in Ohms	Net Price
3840-50	50	\$7.53
3840-75	75	13.83



### BNC FEED-THRU TERMINATION

Ideal for terminating pulse, microwave or UHF instruments in their characteristic impedance. Termination carbon film resistor, deposited over ceramic core, 2%, 2W. Resistance value marked on white nylon anti-roll sleeve. **SHELL:** Brass, tarnish resistant plated. **INSULATION:** Teflon. **CENTRE CONTACT:** Male, brass. Female, beryllium copper. Gold plated. **RATING:** Frequency Range: DC to 500 MHz, +102°C. (+216°F.) max.

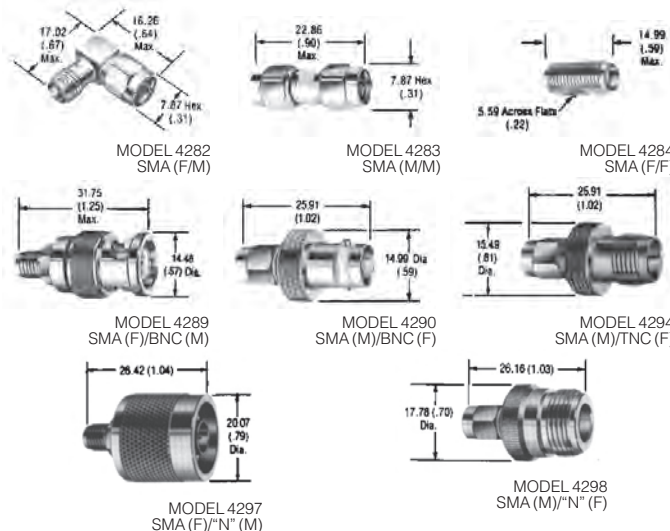
Cat. No.	Ohms	Net Price
4119-50	50	\$38.22
4119-75	75	61.89



### BNC 50 OHM ATTENUATOR

50Ω impedance. Metal film resistor attenuator. **RATING:** 2W Avg. @ 25°C.


Cat. No.	dB	Net Price
4108-3dB	3dB	\$76.38
4108-6dB	6dB	76.38
4108-10dB	10dB	76.38
4108-14dB	14dB	76.38
4108-20dB	20dB	76.38



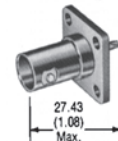
### SMA ADAPTERS

These SMA adapters meet the requirements of MIL-A-55339. The 50 ohms sub-miniature series R.F. connectors are especially adaptable to microwave component applications such as couplers, dividers and mixers. Thread SMA Male: 1/4-36 UNS-2B, SMA Female: 1/4-36 UNS-2A. **SHELL:** SMA, beryllium copper. **INSULATION:** Teflon. **CENTRE CONTACTS:** Male, brass. Female, beryllium copper. **FINISH:** gold plated. **RATING:** Operating voltage: 335 VRMS max., -65°C. (-85°F.) to +165°C. (+329°F.). **IMPEDANCE:** 50 ohms.

Cat. No.	Description	Net Price
4282	SMA (f/m)	\$11.59
4283	SMA (m/m)	10.14
4284	SMA (f/f)	9.94
4289	SMA (f)/BNC (m)	9.56
4290	SMA (m)/BNC (f)	9.39
4294	SMA (m)/TNC (f)	10.54
4297	SMA (f)/N (m)	19.03
4298	SMA (m)/N (f)	18.77



2447



2451

### PANEL BULKHEAD RECEPTACLES

**SHELL:** Brass, tarnish resistant plated. **INSULATION:** Teflon. **CENTRE CONTACT:** Male, brass. Female, beryllium copper. (UHF, brass). Gold plated. **RATING:** 500 VRMS max. -65°C. (-85°F.) to +165°C. (+329°F.). **IMPEDANCE:** 50 ohms.

Cat. No.	Type	Net Price
2447	BNC (m)	\$11.12
2451	BNC (f)	6.58



### UNIVERSAL ADAPTER KIT

This unique kit allows you to make your own adapter combinations. Adapter ends are joined with coupling nut. Simply choose your own combinations. Features gold plated center contacts and silver plated bodies. Kit Contains 2 pcs each: BNC Female, TNC Male, TNC Female, SMA Male, SMA Female, "N" Male, "N" Female. 1 each: Double Banana Plug and Double Banana Jack. Kit also contains 4 Coupling Nuts.


Cat. No.	Net Price
5698	\$158.02



## MAXI UNIVERSAL ADAPTER KIT

The Maxi Adapter Kit contains 2 pcs. each: BNC Male, BNC Female, TNC Male, TNC Female, SMA Male, SMA Female, "N" Male, "N" Female, UHF Male, UHF Female, Mini UHF Male, Mini UHF Female, "F" Male, "F" Female, RCA Male, RCA Female, six intermediate Couplers, one Double Banana Plug, one Double Banana Jack and one Sampler.

Cat. No.	Net Price
5748	\$316.04




6702, 6703, 6704

6705

## HIGH DEFINITION 75Ω BNC CONNECTORS

Designed for minimum return loss. Optimized for performance at HDTV and broadband frequencies. **MATERIALS:** BNC: Shell: tarnish resistant black nickel plated brass; Centre Contact: male: gold plated brass; female: gold plated beryllium copper.


Cat. No.	Type	For Cable	Net Price
6702	BNC (m)	RG59B/U, 20 AWG	\$1.52
6703	BNC (m)	RG6B/U, 18 AWG	1.52
6704	BNC (m)	RG59B/U, 23 AWG	1.47
6705	BNC (f/f)	Panel Connector	15.23



## MODEL 5109 FEMALE AUDIO CONNECTOR

**FEATURES:** Straight cord, 3 conductor. Mates to Model #5117 wall mount male receptacle. Will accept standard 3 pin XLR male jacks. Withstands up to 45.35 Kg (100 lbs.) of pull. Durable Zinc alloy housing. Accepts up to 14 AWG wire. **MATERIALS:** Housing: Zinc or Aluminum Alloy with a nickel finish. Contacts: Copper Alloy with a silver plate finish. Barrel: Steel with nickel plating. Insulator & Bushing: Grey Elastomer. **RATINGS:** Operating Voltage: 133 VRMS/DC. Current: 15 Amps.


Cat. No.	Net Price
5109	\$3.73



## MODEL 5110 MALE AUDIO CONNECTOR

**FEATURES:** Straight cord, 3 conductor. Withstands up to 45.35 Kg (100 lbs.) of pull. Mates to Model #5113 wall mount female receptacle. Will accept standard 3 pin XLR female jacks. Durable Zinc alloy housing. Accepts up to 14 AWG wire. **MATERIALS:** Housing: Zinc Alloy with a nickel finish. Contacts: Bronze with a tin plate finish. Cable Relief: Elastomer. Insulator: Polyester. **RATINGS:** Operating Voltage: 133 VRMS/DC. Current: 15 Amps.


Cat. No.	Net Price
5110	\$3.73



## POMONA THREE XLR AUDIO CONNECTORS FOR ACCESS VIA 5-WAY BINDING POSTS

This adapter makes it easy to spit out the signals from the three XLR audio conductors for access via 5-way binding posts. RJ11 jack also simplifies connection to phone for ring down tests of audio lines for phone communications across audio cables. Includes three colour-coded 5-way binding posts for high, low, and ground terminals. Cables can be connected to rugged binding posts via banana plug, spade lugs, alligator clip, or simply fed into the through-hole or wrapped around the post.

Cat. No.	Description	Net Price
7288	XLR (M) triple binding posts to RJ11	\$63.00
7286	XLR (M) triple binding post	52.00
7289	XLR (F) triple binding post to RJ11	63.00
7287	XLR (F) triple binding post	52.00




6852

6853

## AUDIO CABLE ASSEMBLIES

The Pomona 6902 Series Audio Cables provide reliable, durable audio connections with cable assemblies tested to over 100 pounds pull and up to 50,000 bends under stress. Pomona assemblies are constructed for durability, using our best XLR connectors and Belden 1172A Starquad Audio Cable for low-noise service.

Cat. No.	Description	Net Price
6902-120	XLR Plug to XLR Jack 10 ft.	\$36.01
6902-180	XLR Plug to XLR Jack 15 ft.	40.64
6902-240	XLR Plug to XLR Jack 20 ft.	45.25
6902-300	XLR Plug to XLR Jack 25 ft.	49.88



6852

6853

## MODEL 6852 & 6853 XLR CONNECTORS

Pomona's rugged XLR connectors deliver dependable cable retention. The 6852 and 6853 are specially designed for strenuous use where cable separation cannot be tolerated. **FEATURES:** 3 conductor. Designed with an internal cable clamp for superior cable retention. **MATERIALS:** Body: Diecast Zinc Alloy with tarnish resistant nickel plating. Black Nickel plating for low reflection. **RATINGS:** Operating Voltage: 133 VRMS/DC. Current: 15 Amps.

Cat. No.	Description	Net Price
6852	Female Connector, 3 gold plated contacts	\$4.35
6853	Male Connector, 3 gold plated contacts	4.35