THIS DRAWING IS UNPUBLISHED.
VERTRAULICH UNVEROEFFENTLICHTE ZEICHNUNG
© COPYRIGHT 2006 Tyco Electronics AMP GmbH
RELEASED FOR PUBLICATION APR 2006
FREI FUER VEROEFFENTLICHUNG
ALL RIGHTS RESERVED.
ALLE RECHTE VORBEHALTEN.

MATED WITH
PASSEND ZU
SEE NOTES

1-1418448-1 AS SHOWN
1-1418448-1 wie gezeigt

LOC	DIST
A1	-

PROJEKT NR. EGATN05327

REVISIONS
ANDERUNGEN

P	LTR	DESCRIPTION BESCHREIBUNG	DATE	DWN	APVD
	H	DETAILS SEE PCN E-11-004256	28FEB2011	MN	SKR
	H1	DRAWING FORMAT UPDATED TO NEW LOGO	31JAN2012	Mah	Krauss
	J	DETAILS SEE PCN E-12-007625	23MAY2012	MN	SKR
	J1	ECR-15-007756	15MAY2015	SK	Krauss

SLIDE IN LOCKED POSITION
Schieber in Verriegelungsposition

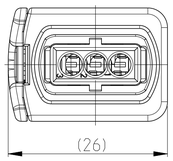

DELIVERY CONDITION:
Lieferzustand:

SECONDARY LOCKING AND SLIDE
IN PRE-LOCKED POSITION
2. Kontaktsicherung und Schieber
in Vorraststellung

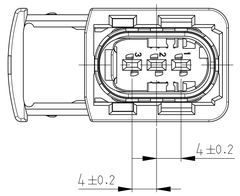

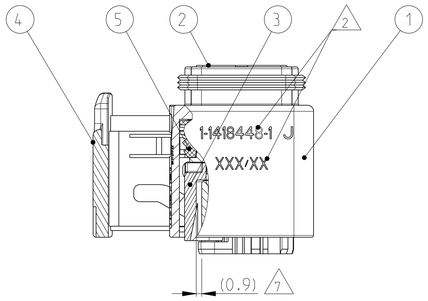

SECTION A-A
Schnitt

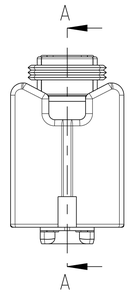

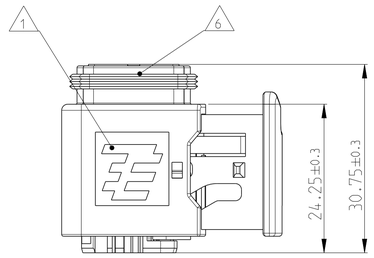

NOTES
Bemerkungen

1. TE LOGO
TE Logo

2. ASSY PN. PRODUCTION DATE (CALENDAR DAY/YEAR):
MARKING OPTIONAL AS LASER ENGRAVING OR
LASER WITH COLOR CHANGE
Assy PN. Produktionsdatum (Kalendertag/Jahr):
Beschriftung wahlweise als Lasergravur oder Laser mit Farbumschlag

3. BULK PACKAGING IN CORRUGATED BOX
Schuettgut im Versandkarton

4. CAVITY NUMBERING
Kammer Bezeichnung

5. CAVITIES MATED WITH AMP MCP 1.5k
SEE PRODUCT GROUP DRAWING
TE NO: 1241436
MAX. WIRE SIZE: 1.5mm² FLR (AWG 16 TXL)

Kontaktkammern passend fuer AMP MCP 1.5k
siehe Produktgruppenzeichnung
TE Nr: 1241436
max. Drahtgroessenbereich: 1.5mm² FLR (AWG 16 TXL)

6. SUITABLE COVERS SEE DRAWING: 1670150, 1670365
Passende Kappen siehe Zeichnung: 1670150, 1670365

7. SLIDING DISTANCE OF SECONDARY LOCKING
Verschiebeweg der 2. Kontaktsicherung

8. FITS TO TE INTERFACE DRAWING 114-18743-1
Passend zur Ausfuehrungsvorschrift 114-18743-1

9. SUITABLE COUNTERPART SEE DRAWING: 1670730, 1703843
passendes Gegenstueck siehe Zeichnung: 1670730, 1703843

10. MALFUNCTION CAUSED BY LACQUER IS NOT
COVERED BY TYCO ELECTRONICS WARRANTY.
Funktionsbeeinträchtigung durch Lackieren liegt nicht im
Einfluss und Gewaehrleistungsumfang von Tyco Electronics.

CODING A
Kodierung

PN 1-1418448-1/2

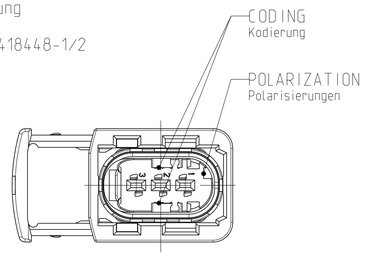

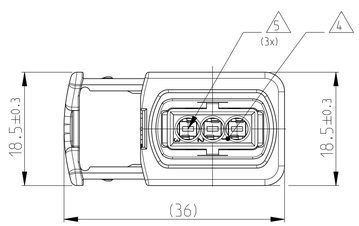

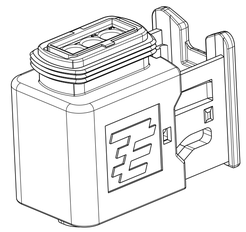

CODING B
Kodierung

PN 2-1418448-1/2

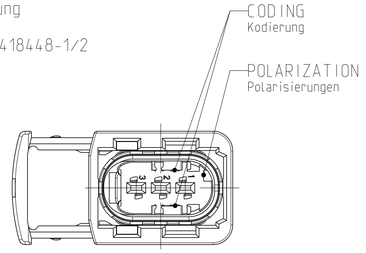

CODING C
Kodierung

PN 3-1418448-1/2

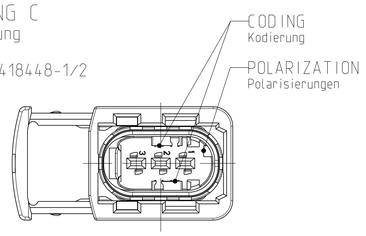

2 POS. VERSION
2 pol. Version

PN X-1418448-2

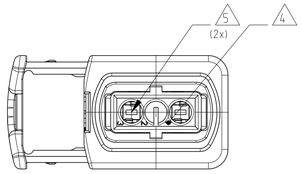

CODING D
Kodierung

PN 4-1418448-1/2

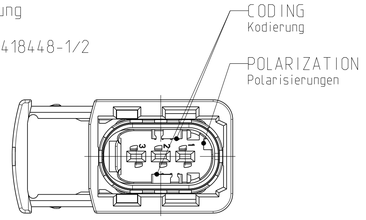

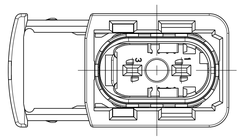

ITEM NO	DESCRIPTION Beschreibung	COLOUR Farbe	MATERIAL	4-1418448-2	3-1418448-2	2-1418448-2	1-1418448-2	4-1418448-1	3-1418448-1	2-1418448-1	1-1418448-1
1	RECEPTACLE HSG Buchsengehaeuse 3POS. CAVITY BLOCK, CODE. "A" 3pol. Kammerblock, Kodierung. "A"	BLACK schwarz	PBT-GF30 / V-0	J	J	J	J	J	J	J	J
2	3POS. CAVITY BLOCK, CODE. "B" 3pol. Kammerblock, Kodierung. "B"	BLACK schwarz	PBT-GF30 / V-0	J	J	J	J	J	J	J	J
2	3POS. CAVITY BLOCK, CODE. "C" 3pol. Kammerblock, Kodierung. "C"	GREY grau	PBT-GF30 / V-0	J	J	J	J	J	J	J	J
2	3POS. CAVITY BLOCK, CODE. "D" 3pol. Kammerblock, Kodierung. "D"	GREEN gruen	PBT-GF30 / V-0	J	J	J	J	J	J	J	J
2	2POS. CAVITY BLOCK, CODE. "A" 2pol. Kammerblock, Kodierung. "A"	BLUE blau	PBT-GF30 / V-0	J	J	J	J	J	J	J	J
2	2POS. CAVITY BLOCK, CODE. "B" 2pol. Kammerblock, Kodierung. "B"	BLACK schwarz	PBT-GF30 / V-0	J	J	J	J	J	J	J	J
2	2POS. CAVITY BLOCK, CODE. "C" 2pol. Kammerblock, Kodierung. "C"	GREY grau	PBT-GF30 / V-0	J	J	J	J	J	J	J	J
2	2POS. CAVITY BLOCK, CODE. "D" 2pol. Kammerblock, Kodierung. "D"	GREEN gruen	PBT-GF30 / V-0	J	J	J	J	J	J	J	J
2	2POS. CAVITY BLOCK, CODE. "E" 2pol. Kammerblock, Kodierung. "E"	BLUE blau	PBT-GF30 / V-0	J	J	J	J	J	J	J	J
3	SECONDARY LOCKING DEVICE zweite Kontaktsicherung	YELLOW gelb	PBT-GF30 / V-0	1	1	1	1	1	1	1	1
4	U-SLIDE U-Schieber	YELLOW gelb	PBT-GF30 / V-0	H	1	1	1	1	1	1	1
5	SEAL Dichtung	WHITE weiss	MVQ	J	1	1	1	1	1	1	1
ITEM NO ASSY	QUANTITY Stueck			8	7	6	5	4	3	2	1

TE ORDER-NO. TE Bestell-Nr.	REV.	NO. OF POS. Polzahl	CODE Kodierung	COLOR OF CAVITY BLOCK Farbe des Kammerblocks
4-1418448-2	J	2	D	BLUE blau
3-1418448-2	J	2	C	GREEN gruen
2-1418448-2	J	2	B	GREY grau
1-1418448-2	J	2	A	BLACK schwarz
4-1418448-1	J	3	D	BLUE blau
3-1418448-1	J	3	C	GREEN gruen
2-1418448-1	J	3	B	GREY grau
1-1418448-1	J	3	A	BLACK schwarz

THIS DRAWING IS A CONTROLLED DOCUMENT.
DIESES ZEICHNUNGSDOKUMENT WIRD DURCH AMP WORLDWIDE KONTROLLIERT.
ANDERUNGEN, SIE DEN TECHNISCHEN FORTSCHRITT DIENEN, SIND VORBEHALTEN.
VON ZWEITE VERVIELFALTIGEN NEHMEN WIR GERNE ANFRAGE.

DIMENSIONS: MASSEINHEITEN: mm

TOLERANCES UNLESS OTHERWISE SPECIFIED:
ACC. TO ISO 8015
ACC. TO DIN 16901-140
0 PLC ±0
1 PLC ±0.1
2 PLC ±0.2
3 PLC ±0.3
4 PLC ±0.4
ANGLES/WINKEL ±2°

MATERIAL SEE TABLE siehe Tabelle

FINISH/OBERFLAECHE/FARBE SEE TABLE siehe Tabelle

DWN	D. Bischoff	12APR2006
CHK	J. Granzow	25APR2006
APVD	Ch. Eberwein	28AUG2006
PRODUCT SPEC PRODUKTSPEC.	108-94020	
APPLICATION SPEC VERARBEITUNGSSPEC.	114-18756	
WEIGHT GEWICHT	11.2 g	

TE Connectivity

NAME 3POS. AMP MCP 1.5K, REC HSG, ASSY
3pos. AMP MCP 1.5k, Buchsengehaeuse
HDSCS - GROUP A

SIZE	CAGE CODE	DRAWING NO ZEICHNUNGS-NR.	RESTRICTED TO NUR FUER
A1	00779	C-1418448	-

Customer Drawing /KUNDENZEICHNUNG
SCALE MASSSTAB 2:1 SHEET BLATT 1 OF VON 1 REV J1

4805 (3/11)