



NECTOR S POWER SYSTEM

IDEAL SOLUTION FOR
INDOOR LIGHTING DESIGNS

NECTOR S Power System

- Specifications / Product Details
- Lighting Components
- Cable Assemblies

WHAT'S INSIDE

NECTOR S POWER SYSTEM

The lighting industry is always changing. It is constantly in pursuit of more energy-efficient products with longer life-spans that can be used in different places under different circumstances. TE Connectivity can assist developers, designers and innovators in gaining a head start in this competitive industry. For over 60 years we have worked with lighting industry leaders providing them with strong competitive advantages. Today, with over 500,000 part numbers, we are a leader in passive electronic components. Tomorrow we can apply our expertise to your design and development programs.



TE Connectivity's NECTOR S POWER SYSTEM is a flexible, fully pluggable, modular wiring connectors and cabling solution to meet the lighting industry's need for a compact easy-to-install interconnect solution. This 7.5mm connector can easily fit in an 8mm opening compared to other connectors that require much larger openings. The Nector S Line connector is ideal for applications where a power connection and coupling between lamps are needed.

Whether it's showing you our value-added solutions or designing a new product; our commitment to advanced engineering and world-class manufacturing delivers innovation to advance your lighting project.

Target Markets

- Electrical Installation
- Lighting Installation

Applications

- Lighting
 - Residential; kitchen and bathroom
 - Retail; display, shelves, commercial refrigeration
 - Horticulture; vertical farming
 - Commercial Office; small spot lighting
 - Ship and yacht electrical installation

Specifications

	Euro Style	UL Style
• Application:	114-18751	114-20140
• Product:	108-94018	108-20294
• Approvals:	DIN EN IEC 60320 (VDE)	UL 1977

Benefits

- The smart wiring solution, that can easily fit into smaller 8 mm openings for space saving
- Improves installation efficiency with a plug and play interconnection system
- Ready-made cable assemblies save valuable installation time and ensure high quality performance throughout the full lifetime
- Reliable and globally approved connector system (IEC and UL certified)

SEEING IS BELIEVING



Plug-and play principle. It's easy and reliable.


Easy. Fast. Compact.

It's our job to make connectors easy to use and fast to implement. The compact NECTOR S Line connector allows you to think freely with your design as its flexibility enables you to move fixtures around product displays for optimum lighting without worrying about any practical implications.

Ready-made Cable Assemblies

By offering pre-assembled cable systems, TE Connectivity can take away all the hassle in the logistics and manufacturing of these products. Making sure that you can focus on your core competence of designing and delivering lighting equipment. We know the connector system in-and-out and have the right tools to provide you with highly reliable and efficiently produced cable assemblies. The portfolio consists out of the most common standard versions. Additionally, we can offer custom versions tuned to your project needs.

Our connectors can make your lighting visualizations a reality.



- Expand the power system and easily split power for two lamps
- Splitter has the function to switch power
- LEDs can be placed in the series using a splitter

Actual hole size fits a 7.5mm connector

LIGHTING AS YOU IMAGINED IT



Flexible solutions with every design.

The creative use of light sources


Every interior designer knows what proper lighting can do to a room, a desk or a cabinet. It can set a room's ambiance, tone a wall color, or apply an accent on just the right spot. Your wiring can be just as flexible as your imagination.

Just give us 8mm

If you give us an opening as little as 8mm, the NECTOR S Line connector can fit there. You can power your lights just about anywhere: in a cabinet, inside kitchen furniture or in a headboard. The connector is easy to use, fast to implement and small enough to fit almost wherever.

It's the little things

The overall atmosphere of any interior lighting design can change because of a 7.5mm connector. Those few millimeters can give you unparalleled freedom to power your lights. Whether it is 250V, 125V or a low voltage, the plug-and-play connector can expand a lighting system beyond its wall outlet.



Actual hole size fits a 7.5mm connector

SMALL CONNECTORS, OPTIMAL CONNECTIVITY



Freedom in energy distribution

Less use of space, energy, and design equals better lighting installations.

With the development of LEDs, lighting fixtures are now smaller in size and the possibilities of lighting are expanding. The NECTOR S Line connector can power small fixtures that are designed to fit into almost any space.

Our connector goes places

Well balanced lighting inside a refrigerator or freezer system can increase sales. Products are more noticeable, more appealing and consequently they sell better. When you use the NECTOR S Line connector to power the lights inside your current conventionally-lit freezer or refrigerator case, you have the flexibility to quickly and easily change to a new LED lighting system.

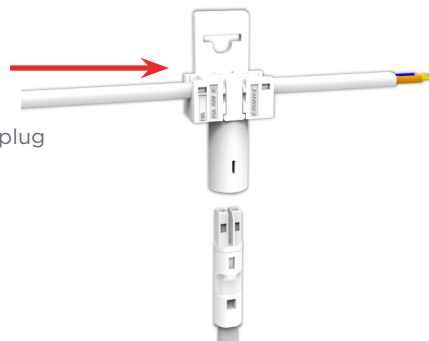
What you see is what you get

Customers want to take a good look at the products they are about to purchase. Supermarkets and department stores pay close attention to their overall use of lighting to ensure that the products on their shelves are noticeable. New systems are equipped with interior lighting that is optimized. Retrofitting an existing lighting system is a costly operation often not done unless other upgrades are needed.

Upgrade now

When you use the NECTOR S Line connector to retrofit the lighting inside your current system, you have the opportunity to use the latest in interconnect and lighting technology. Not only will the products on your shelves look and sell better, but your store will look better too!

- Bus bar can be placed anywhere on the cable
- Multiple bus bars can be placed on the cable
- Sealed bus bar and sealed plug provide IP67 protection



Loose Piece Components EURO STYLE

Housing Color ● Black ○ White ● Red

Description	Outlet Housing (to be used with pin contact)		Pin Contact	Tube H03 VVH2		Ring Clip	
250 VAC HV-1	1740262-1	○	1740335-1 (unplated) 1740335-4 (tin plated)	1740260-1 1740260-2	○ ●	1740261-1 1740261-2	○ ●
	1740262-2	●					
125 VDC LV-2	1740262-3	○					
	1740262-4	●					

Description	Plug Housing (to be used with socket contact)		Socket Contact	Tube H03 VVH2		Ring Clip	
250 VAC HV-1	1740259-1	○	1740336-1 (unplated) 1740336-4 (tin plated)	1740260-1 1740260-2	○ ●	1740261-1 1740261-2	○ ●
	1740259-2	●					
125 VDC LV-2	1740259-3	○					
	1740259-4	●					







Description	Panel Mount Outlet (to be used with pin contact)		Pin Contact	6 Way Distributor Body		Cover	
250 VAC HV-1	293224-3	○	1740335-1 (unplated) 1740335-4 (tin plated)	1740317-1 1740317-3	○ ●	1740315-1 1740315-2	○ ●
	293224-4	●					
42 VDC LV-2	293224-5	○		1-1740317-2	●		
	293224-6	●		1-1740317-3	○		

Description	6 Way Distributor Body (switchable, to be used with coding ring)		Coding Ring	Cover		IP Boot (to be used on plug and outlet)	
250 VAC HV-1	1740317-2	○	1740316-1 ● Red	1740315-1 1740315-2	○ ●	293284-1	
	1740317-4	●					
42 VDC LV-2	1-1740317-4	○					
	1-1740317-5	●					







Description	Wall Outlet Assembly (inclusive blind boot)		Wall Outlet Frame Assembly		Chassis Mount Frame (Panel thickness 0.5mm to 1.5mm)		Chassis Mount Housing Support (to be used with chassis mount frame)
250 VAC HV-1	293285-1	○	293286-1 293286-3	○ ●	293302-1		293303-1
42 VDC LV-2							

Standard Components **EURO STYLE**

Housing Color ● Black ○ White

Description								
	Bus Bar With Fixing Hook		Bus Bar Without Fixing Hook		Splitter Parallel		Splitter Serial	
250 VAC HV-1 	293300-1	○	293300-3³	○	293234-3	○	293235-5	○
	2-293300-1⁴	○	293300-4³	●	293234-9	●	293235-6	●
	293300-2	●	293270-3¹	○				
	2-293300-2⁴	●	1-293270-3¹	●				
	293270-1¹	○	2-293300-0⁴	○				
	1-293270-1¹	●	1-293300-9⁴	●				
	293270-2²	○	293270-4²	○				
	1-293270-2²	●	293270-9²	●				
42 VDC LV-2 	2-293300-3	○	1-293300-3³	○	1-293234-1	○	293235-7	○
	1-293300-6¹	●	2-293300-4³	●	1-293234-2	●	293235-8	●
	1-293300-7⁴	○	2-293270-0¹	○				
	1-293300-8⁴	●	1-293270-0¹	●				
	1-293270-5¹	○	1-293300-5⁴	○				
	1-293270-6	●	2-293300-5⁴	●				
	1-293270-7²	○	1-293270-4²	○				
	1-293270-8²	●	1-293270-9²	●				

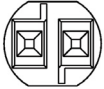
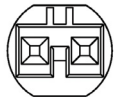
1 : through sealed 2 : end sealed 3 : through unsealed 4 : end unsealed



Description								
	Outlet PCB Connector (straight version)		Outlet PCB Connector (straight angled version)		Plug PCB Connector (straight version)		Plug PCB Connector (straight angled version)	
250 VAC HV-1 	293313-1	○	293315-1	○	293308-1	○	293311-1	○
	293313-2	●	293315-2	●	293308-2	●	293311-2	●
	293313-9³	○	293315-6³	○				
	1-293313-0³	●	293315-7³	●				
125 VDC LV-2 	1-293313-3	○	293315-8	○	293308-7	○	293311-7	○
	1-293313-4	●	293315-9	●	293308-8	●	293311-8	●
	1-293313-5³	○	1-293315-0³	○				
	1-293313-6³	●	1-293315-1³	●				

1 : through sealed 2 : end sealed 3 : gold plated contact

Cable Assembly **EURO STYLE** Cable

Cable Color ● Black ○ White

Description	S Line Plug to Outlet		S Line Plug to Pigtail		S Line Outlet to Pigtail	
	Length	Part No.	Color	Part No.	Color	Part No.
250 VAC HV-1 Max. 2.5 Amp. 	0.5m	1-2083029-1	●	1-2083031-1	●	1-2083033-1
	1m	1-2083029-2	●	1-2083031-2	●	1-2083033-2
	1.5m	1-2083029-3	●	1-2083031-3	●	1-2083033-3
	2m	1-2083029-4	●	1-2083031-4	●	1-2083033-4
	0.5m	1-2083029-5	○	1-2083031-5	○	1-2083033-5
	1m	1-2083029-6	○	1-2083031-6	○	1-2083033-6
	1.5m	1-2083029-7	○	1-2083031-7	○	1-2083033-7
	2m	1-2083029-8	○	1-2083031-8	○	1-2083033-8
42 VDC LV-2 Max. 7 Amp. 	0.5m	3-2083030-1	●	3-2083032-1	●	3-2083034-1
	1m	3-2083030-2	●	3-2083032-2	●	3-2083034-2
	1.5m	3-2083030-3	●	3-2083032-3	●	3-2083034-3
	2m	3-2083030-4	●	3-2083032-4	●	3-2083034-4
	0.5m	3-2083030-5	○	3-2083032-5	○	3-2083034-5
	1m	3-2083030-6	○	3-2083032-6	○	3-2083034-6
	1.5m	3-2083030-7	○	3-2083032-7	○	3-2083034-7
	2m	3-2083030-8	○	3-2083032-8	○	3-2083034-8

Description	S Line 6 Way Distributor Pigtail		S Line 6 Way distributor to Europlug		S Line Outlet to Pigtail	
	Length	Part No.	Color	Length	Part No.	Color
250 VAC HV-1 Max. 2.5 Amp. 	1m	1-2083038-1	●	1.8m	1-2083036-1	●
	1m	1-2083038-2	○	1.8m	1-2083036-2	○
42 VDC LV-2 Max. 7 Amp. 	1m	2-2083039-1	●			
	1m	2-2083039-2	○			

Loose Piece Components **UL STYLE**

Housing Color ● Black ○ White







Description	Outlet Housing (to be used with pin contact)	Pin Contact (tin plated)	Tube SVT Style Cable	Plug Housing (to be used with socket contact)	Socket Contact (tin plated)	Tube SVT Style Cable
125 VAC HV-4	293387-2	○	293359-1	293388-3	○	293359-1
	293387-5	●		293388-6	●	
125 VDC LV-2	293387-4	○	293359-1	293388-5	○	293359-1
	293387-6	●		293388-7	●	





Description	Panel Mount Outlet (to be used with pin contact)	Pin Contact (tin plated)	Tube SPT-2 Style Cable (alternative for tube SVT)	6 Way Distributor Body (switchable, to be used with coding ring)	Coding Ring	Cover
125 VAC HV-4	293648-1	○	293358-1	293651-8	○	1740316-1
	293648-3	●		293651-9	●	
125 VDC LV-2	293648-2	○	293358-1	1-293651-0	○	293587-1
	293648-4	●		1-293651-1	●	

Description	6 Way Distributor Body	Cover	Bridge Connector
125 VAC HV-4	293651-5	293587-1	293647-2
	293651-7		293647-3
125 VDC LV-2	293651-3	293587-1	293647-4
	293651-6		293647-5

Standard Components **UL STYLE**

Housing Color ● Black ○ White

Description								
	Bus Bar With Fixing Hook		Bus Bar Without Fixing Hook		Splitter Parallel		Splitter Serial	
125 VAC HV-4 	4-2213222-5¹	○	5-2213222-5¹	○	293650-1	○	293649-3	○
	2213222-5²	○	1-2213222-5²	○	293650-5	●	293649-4	●
	6-2213222-5³	○	7-2213222-5³	○				
	2-2213222-5⁴	○	3-2213222-5⁴	○				
	4-2213222-2¹	●	5-2213222-2¹	●				
	2213222-2²	●	1-2213222-2²	●				
	2-2213222-2⁴	●	7-2213222-2³	●				
	6-2213222-2³	●	3-2213222-2⁴	●				
125 VDC LV-2 	4-2213222-4¹	○	5-2213222-4¹	○	293650-4	○	293649-5	○
	2213222-4²	○	1-2213222-4²	○	293650-6	●	293649-6	●
	6-2213222-4³	○	7-2213222-4³	○				
	2-2213222-4⁴	○	3-2213222-4⁴	○				
	4-2213222-3¹	●	5-2213222-3¹	●				
	2213222-3²	●	1-2213222-3²	●				
	6-2213222-3³	●	7-2213222-3³	●				
	2-2213222-3⁴	●	3-2213222-3⁴	●				

Description								
	Outlet PCB Connector straight version		Outlet PCB Connector straight angled version		Plug PCB Connector straight version		Plug PCB Connector straight angled version	
125 VAC HV-4	293653-3	○	293652-3	○	293655-3	○	293654-3	○
	293653-6	●	293652-6	●	293655-6	●	293654-6	●
125 VDC LV-2	293653-5	○	293652-5	○	293655-5	○	293654-5	○
	293653-7	●	293652-7	●	293655-7	●	293654-7	●



1: Through Unsealed 2: Through Sealed 3: End Unsealed 4: End Sealed

Cable Assemblies **UL STYLE** Cable



Cable assemblies will be made with SPT-2 and SVT cable



Cable Color White

SPT-2

Description		S Line Plug to Outlet		S Line Plug to Pigtail		S Line Outlet to Pigtail	
125 VAC HV-4 Max. 6 Amp. 	2ft	2181191-1	<input type="radio"/>	2181194-1	<input type="radio"/>	2181197-1	<input type="radio"/>
	4ft	2181191-2	<input type="radio"/>	2181194-2	<input type="radio"/>	2181197-2	<input type="radio"/>
	6ft	2181191-3	<input type="radio"/>	2181194-3	<input type="radio"/>	2181197-3	<input type="radio"/>
	8ft	2181191-4	<input type="radio"/>	2181194-4	<input type="radio"/>	2181197-4	<input type="radio"/>
125 VAC LV-2 Max. 7 Amp. 	2ft	2181192-1	<input type="radio"/>	2181195-1	<input type="radio"/>	2181198-1	<input type="radio"/>
	4ft	2181192-2	<input type="radio"/>	2181195-2	<input type="radio"/>	2181198-2	<input type="radio"/>
	6ft	2181192-3	<input type="radio"/>	2181195-3	<input type="radio"/>	2181198-3	<input type="radio"/>
	8ft	2181192-4	<input type="radio"/>	2181195-4	<input type="radio"/>	2181198-4	<input type="radio"/>

SVT

Description		S Line Plug to Outlet		S Line Plug to Pigtail		S Line Outlet to Pigtail	
125 VAC HV-4 Max. 6 Amp. 	2ft	1-2083072-1	<input type="radio"/>	1-2083074-1	<input type="radio"/>	1-2083076-1	<input type="radio"/>
	4ft	1-2083072-2	<input type="radio"/>	1-2083074-2	<input type="radio"/>	1-2083076-2	<input type="radio"/>
	6ft	1-2083072-3	<input type="radio"/>	1-2083074-3	<input type="radio"/>	1-2083076-3	<input type="radio"/>
	8ft	1-2083072-4	<input type="radio"/>	1-2083074-4	<input type="radio"/>	1-2083076-4	<input type="radio"/>
125 VAC LV-2 Max. 7 Amp. 	2ft	2-2083073-1	<input type="radio"/>	2-2083075-1	<input type="radio"/>	2-2083077-1	<input type="radio"/>
	4ft	2-2083073-2	<input type="radio"/>	2-2083075-2	<input type="radio"/>	2-2083077-2	<input type="radio"/>
	6ft	2-2083073-3	<input type="radio"/>	2-2083075-3	<input type="radio"/>	2-2083077-3	<input type="radio"/>
	8ft	2-2083073-4	<input type="radio"/>	2-2083075-4	<input type="radio"/>	2-2083077-4	<input type="radio"/>

Description		S Line 6 Way Distributor Pigtail		S Line 6 Way Distributor to Powerplug	
125 VAC HV-4 Max. 6 Amp. 	8ft	1-2368263-1	<input type="radio"/>	1-2368264-1	<input type="radio"/>
125 VDC LV-2 Max. 7 Amp. 	8ft	1-2083079-1	<input type="radio"/>		<input type="radio"/>

Nector S Application Tools

Tool Type	Tool Part Number
Benchtop solution: Terminator + Ocean applicator (Semi-automatic)	2161500-1 with 2151690-1 Terminator Catalog: 2338133-1 Applicator Catalog: 1-1773864-9
Crimp Hand Gripper: Version 1	Hand gripper: 3-1579004-2 Single crimp die set: 3-1579021-5
Crimp Hand Gripper: Version 2	Hand gripper: 2-1579005-1 Crimp head: 3-1579021-8
Ring Clip Hand Gripper	3-1579002-1
NECTOR S Bus Bar: TE hand tool	8-528441-7

LET'S CONNECT

We make it easy to connect with our experts and are ready to provide all the support you need. Just call your local support number or visit te.com/industrial to chat with a Product Information Specialist.

Technical Support

te.com/support-center

FOR MORE INFORMATION

nectorpower.com

TE Technical Support Center

Internet:	te.com/help
USA:	+1 (800) 522-6752
Canada:	+1 (905) 475-6222
Mexico:	+52 (0) 55-1106-0800
Latin/S. America:	+54 (0) 11-4733-2200
Germany:	+49 (0) 6251-133-1999
UK:	+44 (0) 800-267666
France:	+33 (0) 1-3420-8686
Netherlands:	+31 (0) 73-6246-999
China:	+86 (0) 400-820-6015

Part numbers in this brochure are RoHS Compliant*, unless marked otherwise.

*as defined www.te.com/leadfree

te.com

© 2020 TE Connectivity. All Rights Reserved.

NECTOR, TE, TE Connectivity and the TE connectivity (logo) are trademarks of the TE Connectivity. Other logos, product and Company names mentioned herein may be trademarks of their respective owners. While TE has made every reasonable effort to ensure the accuracy of the information in this brochure, TE does not guarantee that it is error-free, nor does TE make any other representation, warranty or guarantee that the information is accurate, correct, reliable or current. TE reserves the right to make any adjustments to the information contained herein at any time without notice. TE expressly disclaims all implied warranties regarding the information contained herein, including, but not limited to, any implied warranties of merchantability or fitness for a particular purpose. The dimensions in this brochure are for reference purposes only and are subject to change without notice. Specifications are subject to change without notice. Consult TE for the latest dimensions and design specifications.