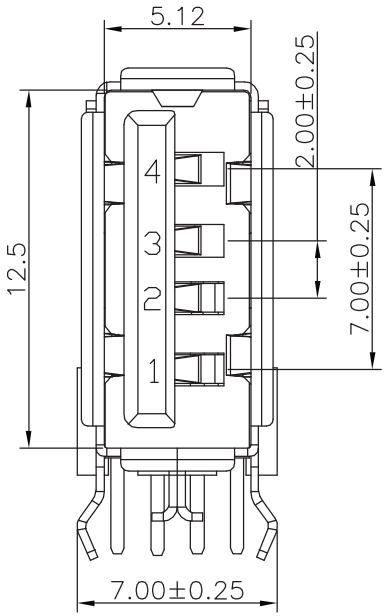

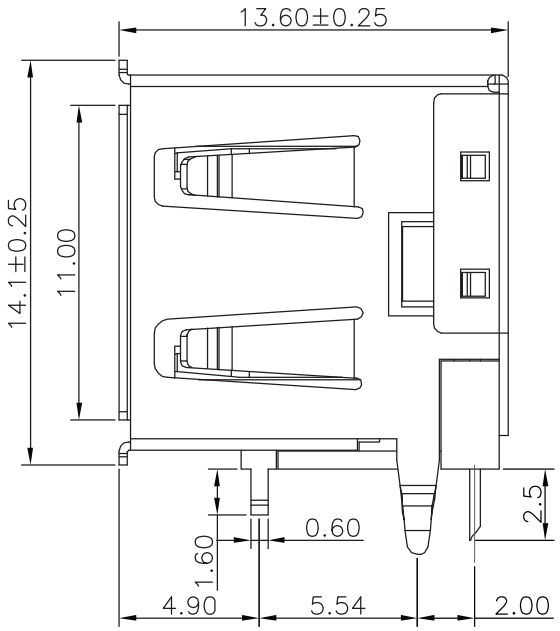

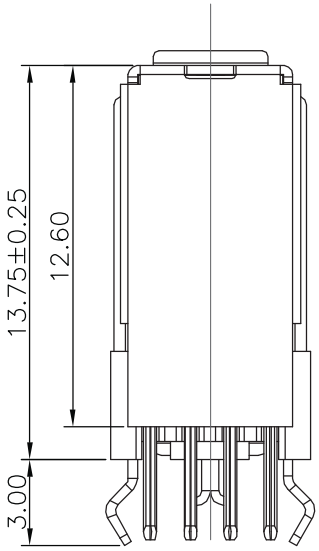

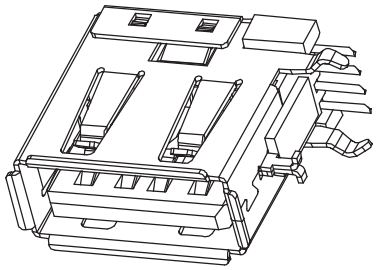

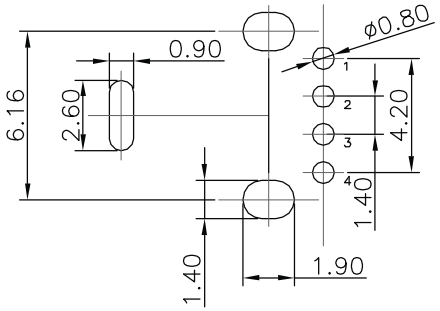

RECOMMENDED PCB LAYOUT

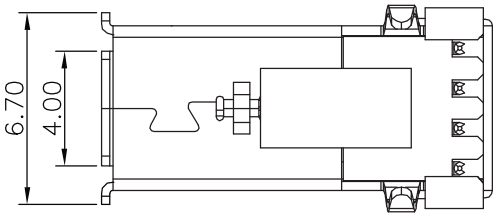

Material:

- Housing: PBT + 30% GF (UL 94V-0)
- Shell: Brass C2680-H T=0.3MM
- Terminal: Phosphor Bronze C5191-H T=0.25MM

Electrical:

- Voltage current rating: 1.0A 30V DC
- Insulation resistance: 1,000MΩ Min.
- Contact resistance terminal: 20MΩ Max.
- Withstanding voltage: 500V AC
- Mating force: 30N Max.
- Unmating force: 10N Min.

Unit: mm

RoHS Compliant

Scale	1:1
TOLERANCE	
X.	±0.40
X.X	±0.25
X.XX	±0.15
DIM	TOL
X.°	±3°
X.X°	±X°
Angle	TOL

Id.	Modification	Date	Name

	Date	Name
Drawn	19.10.13	Chappell
Approved		

ASSMANN WSW components
1840 W. Drake Drive, Suite 101 • Tempe, AZ 85283
Toll Free: 1-877-277-6266 • Email: info@assmann.us

Title
USB1.1 Connector Side Entry
for PCB mount, A Female type, 5µ"

ASSMANN WSW-No.
A-USB-A-E/LP-R

Drawing-No.

rev00

Replace

Sheet 1/1