DIALIGHT PART NUMBER	LED COLOR	DIM "A"	DIM "B"	DIM "C"	DIM "D"	OPERATING CHARACTERISTICS AT 25°C AMBIENT									
						LUMINOUS INTENSITY TEST CONDITION	LUMINOUS INTENSITY (mcd)			FORWARD VOLTAGE TEST COND	FORWARD VOLTAGE (V)		REVERSE CURRENT (μA)	PEAK WAVELENGTH (nm)	VIEWING ANGLE (DEG)
							MIN	TYP	MAX		TYP	MAX	MAX	TYP	TYP
551-0207-010F	GREEN DIFFUSED	.095	.018 x .016	.118±.010	.040	I_F = 10mA	5.6	12.6	29	I_F = 10mA	2.1	2.6	100	565	60
551-0307-010F	YELLOW DIFFUSED	.095	.018 x .016	.118±.010	.040	I_F = 10mA	3.7	8.7	30	I_F = 10mA	2.1	2.6	100	585	60
551-0407-010F	RED DIFFUSED	.095	.018 x .016	.118±.010	.040	I_F = 10mA	2.5	8.7	18	I_F = 10mA	2.0	2.6	100	635	60
551-0807-010F	BLUE, WHITE DIFF. LENS	.101	.020 SQ.	.110±.004	.043	I_F = 10mA	14.0	22.4	35.5	I_F = 10mA	3.5	4.1	10	428	70
551-1107-010F	RED DIFFUSED	.095	.018 x .016	.118±.010	.040	I_F = 2mA	1.0	1.6	—	I_F = 2mA	1.7	2.2	50	635	60
551-1207-010F	YELLOW DIFFUSED	.095	.018 x .016	.118±.010	.040	I_F = 2mA	1.0	1.6	—	I_F = 2mA	1.8	2.7	50	585	60
551-1307-010F	GREEN DIFFUSED	.095	.018 x .016	.118±.010	.040	I_F = 2mA	1.0	1.6	—	I_F = 2mA	1.9	2.2	50	565	60
551-2507-010F	ORANGE DIFFUSED	.095	.018 SQ.	.115±.010	.040	I_F = 10mA	3.4	7.0	10.8	I_F = 10mA	1.9	2.4	100	600	60
551-3007-010F	RED/GREEN BI-COLOR WHITE DIFFUSED LENS	.095	.020 SQ.	.118±.010	.043	I_F = 10mA	2.5 3.7	4.7 10	—	I_F = 20mA	2.0 2.1	2.8 2.8	100	635 565	60
551-3107-010F	YELLOW/GREEN BI-COLOR WHITE DIFFUSED LENS	.095	.018 x .016	.118±.010	.040	I_F = 10mA	2.5 2.5	4.3 6.3	—	I_F = 20mA	2.1 2.1	2.8 2.8	100	585 565	80

REV	ECN NO	REVISIONS	DRN	CKD	APP	DATE
A	—	NEW RELEASE	KLJ	NO	MES	12-11-08
B	—	ADDED P/N 551-0807-010F	AJF	KLJ	NO	2-14-11
C	—	UPDATED DIM A,B,C & D FOR P/N'S 551-0207/0307/0407-010F. ALSO UPDATED LED SPECS	BP	—	NO	8-22-16

PART NUMBER		ABSOLUTE MAXIMUM RATINGS AT 25°C AMBIENT							
		POWER DISSIPATION (mW)	CONT. FWD CURRENT (mA)	PEAK FWD CURRENT (mA)	LINEAR DERATION (mA/°C)	REVERSE VOLTAGE (V)	SOLDERING TEMPERATURE FOR 5 SEC.	OPERATING TEMPERATURE	STORAGE TEMPERATURE
551-0207-010F		120	30	90	0.4 FROM 50°C	5	260 °C	-55°C /+100 °C	-55°C /+100 °C
551-0307-010F		60	20	60	0.25 FROM 50°C	5	260 °C	-55°C /+100 °C	-55°C /+100 °C
551-0407-010F		100	30	90	0.4 FROM 50°C	5	260 °C	-55°C /+100 °C	-55°C /+100 °C
551-0807-010F		90	20	—	.44 FROM 50°C	5	260 °C	-55°C /+100°C	-55°C /+100°C
551-1107-010F		20	7	—	0.7 FROM 90°C	5	260 °C	-55°C /+100°C	-55°C /+100°C
551-1207-010F		20	7	—	0.7 FROM 90°C	5	260 °C	-55°C /+100°C	-55°C /+100°C
551-1307-010F		20	7	—	0.7 FROM 90°C	5	260 °C	-55°C /+100°C	-55°C /+100°C
551-2507-010F		135	25	90	0.5 FROM 50°C	5	260 °C	-55°C /+100°C	-55°C /+100°C
551-3007-010F	RED	100	30	120	0.4 FROM 50°C	5	260 °C	-55°C /+100°C	-55°C /+100°C
	GREEN	100	30	120	0.4 FROM 50°C				
551-3107-010F	YELLOW	60	20	80	0.25 FROM 50°C	5	260 °C	-55°C /+100°C	-55°C /+100°C
	GREEN	100	30	120	0.4 FROM 50°C				

NOTES:

1. LED LEAD DIMENSIONS SHOWN ARE MEASURED AT HOUSING EXIT.
2. LEADS TO FIT INTO HOLES SPACED AS PER PATTERN.
3. PIN NUMBERS FOR REFERENCE ONLY, DESIGNATION NON-EXISTENT ON PART.
4. DIALIGHT PART NUMBERS: 551-XX07-010F.
5. THIS ASSEMBLY CONTAINS ELECTROSTATIC DISCHARGE SENSITIVE DEVICES (ESDS). MAINTAIN ALL PRECAUTIONARY MEASURES DURING ASSEMBLY, HANDLING, AND STORAGE IN ACCORDANCE WITH IPC-A-610.

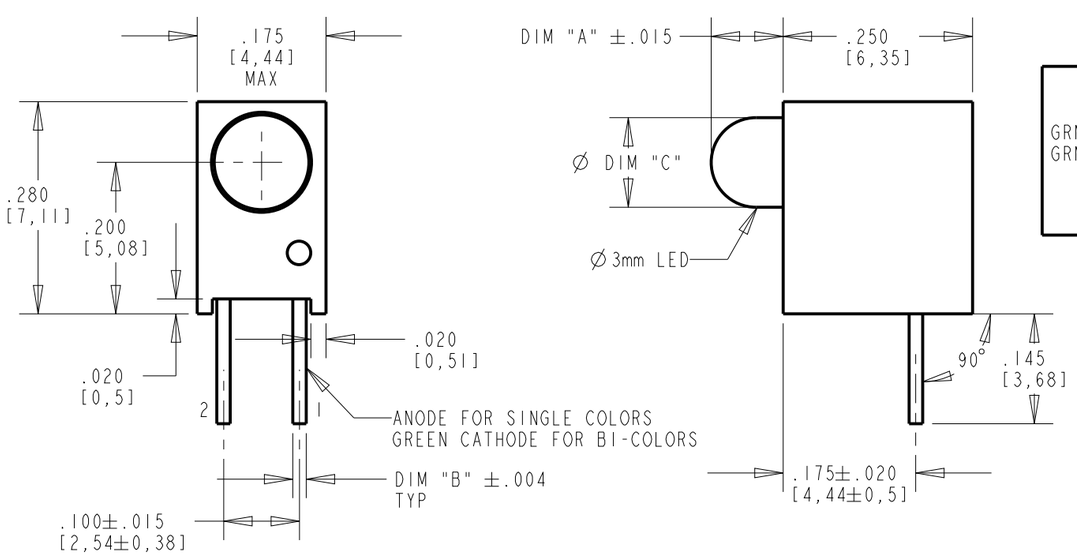

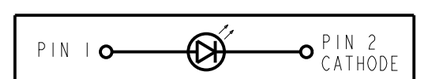

SINGLE COLOR LED SCHEMATIC

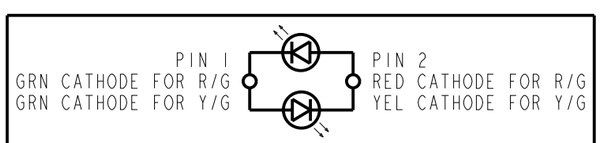

BI-COLOR LED SCHEMATIC

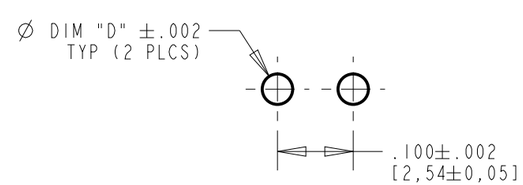

RECOMMENDED P.C.B. HOLE PATTERN

ATTENTION:
OBSERVE PRECAUTIONS FOR HANDLING ELECTROSTATIC SENSITIVE DEVICES

RoHS COMPLIANT 551-XX07-010F

Part Numbers with the "F" suffix ending are RoHS Compliant.
For example: 551-0207-010F
Packaging is marked with "RoHS Compliant" label or equivalent markings. Parts can be wave soldered, dip soldered or hand soldered using typical lead-free soldering process with max 260°C temp. for 5 sec.

THIS DRAWING AND THE CONTENTS HEREIN ARE CONFIDENTIAL AND THE SOLE PROPERTY OF DIALIGHT. REPRODUCTION OF THIS DRAWING OR CONSTRUCTION OF ANY PARTS WITHIN THIS DRAWING ARE FORBIDDEN WITHOUT THE WRITTEN CONSENT OF DIALIGHT.

SCALE: 5.000
ALL DIM'S IN: INCHES (MM)
TOLERANCES: UNLESS OTHERWISE SPECIFIED
FRACTIONS: ±1/64
DECIMALS (.XX): ±.02
DECIMALS (.XXX): ±.010
ANGLES: ±3°
FINISH:
FSCM 83330

DRAWING NUMBER: C-17686
REV: C
TITLE: Ø3mm CBI, .200 HIGH CENTERLINE REVERSE POLARITY; RoHS COMPLIANT
MATERIAL

Dialight
1501 ROUTE 34 SOUTH
FARMINGDALE, NJ 07727

SHEET 1 OF 1
FAMILY TABLE: