

# Product data sheet

Specifications



## Power Relay, DPST-NO, open cover type, screw terminal, 40A, 24V DC, 2 C/O

199X-13

**Product availability: Non-Stock - Not normally stocked in distribution facility**

### Main

Product Type	Power relay
Switch Function	DPDT
Contact Composition	2 C/O
Cover Type	Open cover

### Complementary

Input Current	40 A
Short Circuit Current	3 kA
Associated Fuse Rating	50 A gG at 690 V coordination type 2 for power circuit
Average Pole Impedance	4 mOhm
Contacts Material	Silver alloy contacts
Wire Strip Length	0.3 in (8 mm)
Rated Operational Voltage	6...600 V AC 50-60 Hz 6...250 V DC
Minimum Switching Current	1000 mA 5 V AC/DC
Coil Resistance	290 Ohm
Input voltage	24 V DC
Drop-out Voltage Threshold	$\geq 0.1 U_c$ AC/DC
Rated Operational Current	40 A at 300 V AC (on resistive load) conforming to UL 40 A at 28 V DC (on resistive load) conforming to UL 5 A at 480 V AC (on resistive load) conforming to UL 5 A at 600 V AC (on resistive load) conforming to UL 15 A at 120 V AC (tungsten filament) conforming to UL
Power consumption in W	4 W DC
Power consumption in VA	10 VA AC
Voltage Range	0.85...1.1 $U_n$ AC/DC
Maximum Switching Voltage	600 V DC
Motor Power HP	2 hp 120...600 V AC 50/60 Hz
Connections Terminals	screw terminal - 1 x 0.009 in <sup>2</sup> (6 mm <sup>2</sup> )
Terminal Tightening Torque	10.6...15.05 lbf.in (1.2...1.7 N.m)

### Environment

Ambient Air Temperature for Operation	-67...131 °F (-55...55 °C)
Ambient Air Temperature for Storage	-67...212 °F (-55...100 °C)

Price is "List Price" and may be subject to a trade discount – check with your local distributor or retailer for actual price.

<b>Product Certifications</b>	UL Listed CSA CE
<b>Electrical Durability</b>	100000 cycles resistive DC load
<b>Dielectric Strength</b>	2200 V AC between coil and contact 2200 V AC between poles 1500 V AC between open contacts

## Ordering and shipping details

<b>Category</b>	US10CP221127
<b>Discount Schedule</b>	0CP2
<b>GTIN</b>	3606480276057
<b>Returnability</b>	No
<b>Country of origin</b>	CN

## Packing Units

<b>Unit Type of Package 1</b>	PCE
<b>Number of Units in Package 1</b>	1
<b>Package 1 Height</b>	2.30 in (5.842 cm)
<b>Package 1 Width</b>	2.60 in (6.604 cm)
<b>Package 1 Length</b>	3.20 in (8.128 cm)
<b>Package 1 Weight</b>	9.280 oz (263.086 g)



## Environmental Data

Schneider Electric aims to achieve Net Zero status by 2050 through supply chain partnerships, lower impact materials, and circularity via our ongoing “Use Better, Use Longer, Use Again” campaign to extend product lifetimes and recyclability.

[Environmental Data explained >](#)

[How we assess product sustainability >](#)

### Environmental footprint

[Environmental Disclosure](#)

[Product Environmental Profile](#)

## Use Better

### Materials and Substances

Packaging without single use plastic

No

[EU RoHS Directive](#)

Pro-active compliance (Product out of EU RoHS legal scope)

REACH Regulation

[REACH Declaration](#)

California proposition 65

**WARNING:** This product can expose you to chemicals including: Nickel compounds, which is known to the State of California to cause cancer, and Di-isodecyl phthalate (DIDP), which is known to the State of California to cause birth defects or other reproductive harm. For more information go to [www.P65Warnings.ca.gov](http://www.P65Warnings.ca.gov)

## Use Again

### Repack and remanufacture


Circularity Profile

No need of specific recycling operations

Take-back

No

WEEE

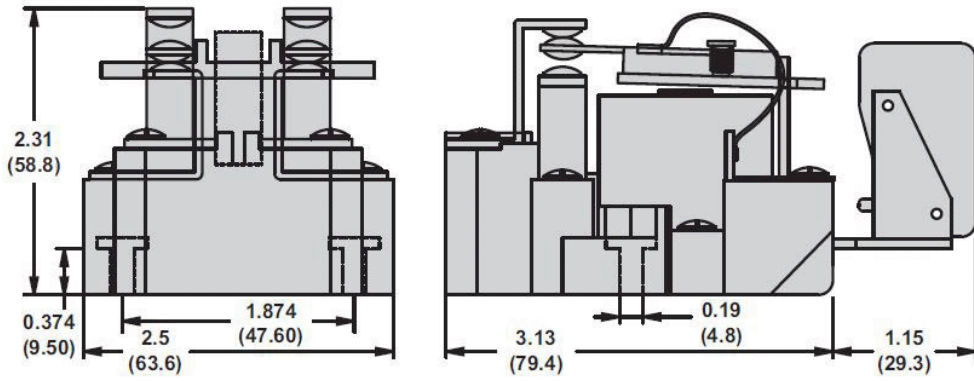
 The product must be disposed on European Union markets following specific waste collection and never end up in rubbish bins.

Dimensions Drawings

Approximate Dimensions

---

DPDT – Long Base (shown w/optional Auxiliary Switch)



Connections and Schema

Connections and Wiring Diagrams

---

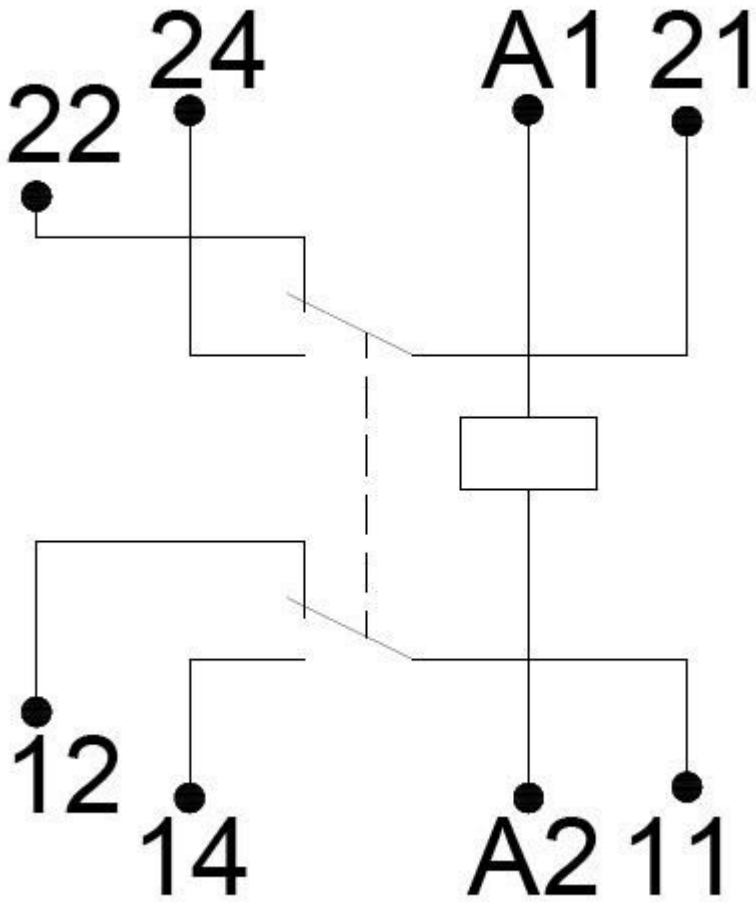


Image of product / Alternate images

Alternative

---



