


**HD-20 Front Metal-Shell Straight Posted Connectors
With ACTION PIN Contacts (Continued)**

Plug



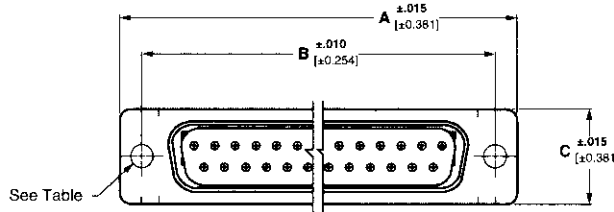
With Standard Mounting Holes



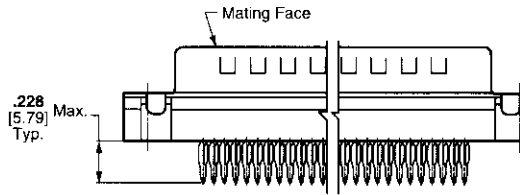
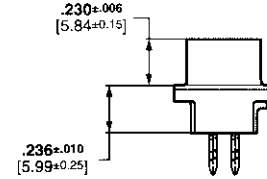
With Threaded Insert



With Fixed Female Screwlock



See Table



See customer drawings for pcb layouts.

Material and Finish:

Front Shell—Steel, tin plated

Housing—94V-0 rated thermoplastic, black

Threaded Inserts—Brass, unplated

Female Screwlocks—Zinc

ACTION PIN Contacts—Copper alloy, duplex plated as follows:

A—.000030 [0.00076] gold on mating end, tin-lead on ACTION PIN post surface, with entire contact .000050 [0.00127] (min.) nickel underplated

Technical Documents:

Product Specification—108-40014

Application Specification—114-40026

For .093 [2.36] min. Thick Pc Board

Shell Size	No. of Contact Positions	Dimensions			Contact Finish (Plating Code)	Plug Part Numbers			Seating Tool Part No.
		A	B	C		With .120 [3.05] Mounting Holes	With Threaded Inserts	With Fixed Female Screwlocks	
1	9	1.213 30.81	.984 24.99	.494 12.55	A	—	786830-1	787176-1	58274-3
2	15	1.541 39.14	1.312 33.32	.494 12.55	A	—	—	787177-1	58274-6
3	25	2.088 53.04	1.852 47.04	.494 12.55	A	748146-2	748146-4	748146-6	58274-1
4	37	2.732 69.39	2.500 63.50	.494 12.55	A	788458-1	786534-1	750060-1	58274-5
5	50	2.635 66.93	2.406 61.11	.605 15.37	A	—	749892-1	—	58273-1

- Notes:** 1. All plugs are preloaded with straight posted ACTION PIN pin contacts.
2. Male screw retainers are used as mating hardware for connectors with 4-40 female screwlocks.

Straight Posted Connectors