Weller®

the Original.

Weller®
owning the bench











Weller®

Weller®

EASY from here on

www.weller-tools.com



The right iron for my application.

www.weller.de/toolselector

Weller tool selector

The right technology for my application.

www.weller.de/applicationfinder

Weller application finder



Weller Tools GmbH
Carl-Benz-Strasse 2
74354 Besigheim
Germany
Phone: +49 7143 580-0
E-mail: info@weller-tools.com

Weller owning the bench

Erem by Weller

Xcelite by Weller



Soldering technology
Professional
18 - 171



Filtration
Filtration
172 - 242



Dispensers
Professional
243 - 248



Electric Screwdriver
Professional
249 - 258



Precision Tools
Side cutters and tip cutters, pliers, tweezers, special Erem tools, toolkits
259 - 332

Tools
333 - 349

Weller®

Soldering technology



Solid Stations	**18**
Performance Line	22
Technology Line	40
Soldering iron and safety rest	**64**
Performance Line	68
Soldering Irons	68
Desoldering Irons	73
Hot Air Irons	76
Technology Line	77
Soldering Iron	77
Desoldering Iron	84
Hot Air Iron	88
Low Voltage Soldering Iron	90
Magnastat Soldering Irons	91
Line Voltage Soldering Iron	93
Heating Elements for Solder Robots	96
Inert Gas Soldering Iron	97
Gas Soldering Iron	98
Soldering tips and nozzles	**100**
Soldering Tips	102
Desoldering Nozzle series	134
Hot air nozzles	137
WRK Reflowset	143
Preheating plates	**147**
Soldering bathes	**151**
Circuit board holder	**153**
Hot air heating gun	**157**
Temperature Measuring	**158**
Accessories	**160**

Filtration



Volume fume extraction	**176**
Exhaust hood	200
Easy-Click 60 extraction arms	203
Accessories for extraction arms	211
Accessories for volume extraction	212
Tip extraction	**218**
Tip extraction accessories	222
Laser extraction	**228**
Accessories	**231**
Spare filter	**236**

Dispensers



Dispensers	**243**
Vacuum Pick-up	**245**
Syringe Adapter	**246**
Needles	**247**

Electric Screwdriver



Electronic screwdriver	**249**
Accessories	**253**
Screwdriver Inserts	**255**

Precision Tools



Side cutters and tip cutters	**262**
Series 600 Micro	268
Series 2400 MagicSense	270
Series 500 Medium	273
Series 800 Maxi	278
Tungsten-carbide cutters	280
Special applications	283
Pneumatic side and tip cutters	285
Distance cutters	287
Pliers	**290**
Series 500 Medium	292
Series 2400 MagicSense	295
Stripping pliers	297
Forming pliers	299
Tweezers	**304**
Precision tweezers	306
SMD tweezers	314
Locking gripping tweezers	316
Wafer tweezers	317
Cutting tweezers	318
Stripping tweezers	319
Extraction tweezers	320
Special tools	**321**
IC and SMD tools	322
High-precision tools for optical fibers	325
Vacuum micromanipulator	327
Kits	**329**

Tools



Knives and blades	**334**
Shear cutters and pliers	**335**
Screwdriver and nutdriver sets	**336**
Service kits and sets	**340**
Tool cases	**346**

Weller®

INNOVATION, GLOBALIZATION, COLLABORATION



Carl E. Weller
Founder



1941

WELLER SOLDERING GUN
Carl E. Weller takes out the first patent.

1941 | **1945** Weller manufacturing begins in Easton, PA, USA

1959 Weller manufacturing and R&D facility opens in Besigheim, Germany

1976



The patented Magnastat-controlled soldering pencils and soldering stations are the core business.

1940 | 1960 | 1970

A name known round the world!

For decades, the Weller name has stood for pioneering soldering solutions. Weller is the global leader in manual soldering technology and offers a complete, user-oriented customer and distribution service, with their own sites in over 30 countries.

FUTURE



Innovation

By answering our users' demand for faster, flexible and more functional products, Weller continues to be the market leader in developing innovative, economical soldering solutions.

The recent launches of Weller Performance and Technology product lines are proof of our drive to please our high-tech customers, raising the bar of quality and performance ever higher.

2016

1993

Erem by Weller

Swiss company Erem acquired.
ISO certification 9001:2008.

APEX TOOL GROUP

Weller Tools GmbH operates as part of the Apex Tool Group, whose headquarters is in Sparks, Maryland, USA. The Apex Tool Group is one of the world's largest manufacturers of industrial hand and power tools, drill chucks, chains and electrical soldering products, with an annual turnover of more than $1.6 billion.

1992

Introduction fume extraction systems Zero-Smog®



1983

Weller Tools is responding to the signs of the times and presenting the new temperature-controlled soldering station with digital display for highly sensitive components.

1980 1990 2010

The complete solution for your **WORKBENCH**

By expanding its product portfolio, Weller Tools is setting new benchmarks while laying the foundation for complete expert workbench solutions from a single source. Components in areas including classic soldering applications, extraction and filter systems, tweezers and pliers, screw and robot solutions as well as BGA/QFP and repair applications ensure a coordinated and highly productive electric desktop and installation solution.

FIRST CHOICE FOR CUSTOMERS

Weller continues to transform the results of successful collaboration with our customers and partners in Europe into innovation, expertise and passion for new soldering solutions.

Extraction

The Zero-Smog® extraction unit ensures fresh air and preserves the health of your customers.

Soldering tin

The WSW soldering tin with excellent, even revolutionary, melting properties at low temperatures.



Everything from a single source from Weller

Erem® by Weller®

Like Swiss clockwork

Erem tools feature craftsmanship of the best quality. Produced in Switzerland, Erem tools are the result of more than 40 years of consistent product development and expertise.

Making the job easier

With Weller Performance Line, only a single control unit is still required, which works as a benchtop controller. Traceability keeps your quality at the highest level.

Potential equalization

The soldering stations from Weller all have a unique option for potential equalization.



WX performance

PERFORMANCE LINE

HIGH PERFORMANCE AT ITS BEST

COMPLETE COMPATIBILITY

HIGHEST PERFORMANCE

FIVE PROS – ANY CHALLENGE





Use as benchtop controller

Integrated USB ports provide WX stations with a connection to and control over soldering fume extractors, preheat plates and programmable logic controllers (PLC). The connected tools feed back their parameters and status to the display.

ISO MIL IPC TRACEABILITY QUALITY

Safe manual soldering

Weller WX stations make the manual soldering process safer, a crucial factor in the automotive, aerospace and medical technology industries. This is guaranteed by temperature and tool locking, and tool-specific temperature settings.

TRACEability qualified

Traceability

All WX stations are traceable and can be integrated into an existing traceability process.

TECHNOLOGY LINE

THE CAN-DO SOLDERING STATIONS.

EASY TO USE

COST-EFFICENT

FUNCTIONAL





Multi-functional LC display

Unique LC display with a detailed overview of all functions. Adjustable background illumination. Power bar graph allows visual monitoring of the easily-readable output power from the station to the soldering iron tip.



Quick change system

Passive tip system allows quick exchange of heating elements when the iron is hot. Can easily switch out tips. Tip replacement independent of the heating element.



Stackable units

The WT 1 / WT 1H soldering stations can be stacked on the WTHA 1 hot air station, or on each other, saving space on the workbench.



New menu button

Provides ultimate user friendly access to and navigation in the menu structure.



Backwards compatibility

All soldering irons of the WSD and WD soldering stations can be connected. (except micro soldering irons)



2-in-1 WSR safety rest

The soldering iron holder can be rotated 180°. The user can choose between wet and dry cleaning.

WX
performance

BENCHTOP Controller

Integrated USB ports provide WX stations with a connection to and control over soldering fume extractors, pre-heat plates and programmable logic controllers (PLC). The connected tools feed back their parameters and status to the display.



USB port

Firmware updates and registration are quick and easy using USB sticks.



Multifunctional tool detection

All connected tools and accessories are detected automatically by the stations and their name(s) shown.



Robot output

A digital, optically decoupled robot connection comes standard.

HIGHEST PERFORMANCE

PERFORMANC

ONLY ONE CENTRAL CONTROL UNIT









- Easy soldering work bench control - WX as central control unit of all equipment
- RS232 connection to control preheating plate and fume extraction
- Digital and optically decoupled interface for PLC (e.g robot applications)
- USB interface

LESS ENERGY WASTE

WX performance

TRACEability

TRACEability Weller qualified

Traceable Process Control.

The following workflow diagram depicts a serial number with bar code integrated PCB production using the Weller WX station. The workflow includes interaction by the operator and the dialog of the Traceability System with the WX-station.

WELLER IS TRACEABILITY QUALIFIED



1. Begin processing of product: Scan PCB or product to be soldered.
2. Transmission of data to the Traceability System.
3.a. Prepare WX station: The Traceability System delivers process parameter selection data.
3.b. Parameterization of the WX station Process parameter lockout: Auto tool temperature set and lockout.
4.a. Optional Control: Process control: Error or O.K.
4.b. Visual process control via Weller LED ring light on the iron.
5. Begin soldering of product with WX station (equipment).
6.a. Monitor during soldering process: Success control.
6.b. unitData: Transmission of soldering process data. (XML-file).

How does traceability work?
See the video on
www.youtube.com/wellersoldering

TRUSTED technology

WX performance

WT technology



HIGH PRODUCTIVITY

GUARANTEED QUALITY

Weller supports you with:

- ✓ Fast response and processing time
- ✓ Automated tool detection, assignment of control parameters
- ✓ Microprocessor-controlled PID regulation, accuracy and stability (IPC)
- ✓ Extensive range of premium-quality products and accessories

Exact temperature settings down to the degree - No calibration needed for Weller soldering units!



The parts of the Weller heating element which determine the temperature have the same physical material characteristics and do not change over time or during use.



Electronic control units do not wear out. Closed-loop temperature regulation & high quality sensor & control technology assure the temperature stability of the soldering tool during its lifetime.
Built according to IPC J-STD001 D and DIN EN 61191-1.



If higher accuracy than these standards is required, fine adjustment is possible.



ESD-safe

Weller devices are ESD-safe and can be used in electrostatic protected areas.

UNIQUE!
Flexible Potential Equalization

A unique potential equalization connection is provided free of charge. The jack sleeve has 4 possible settings

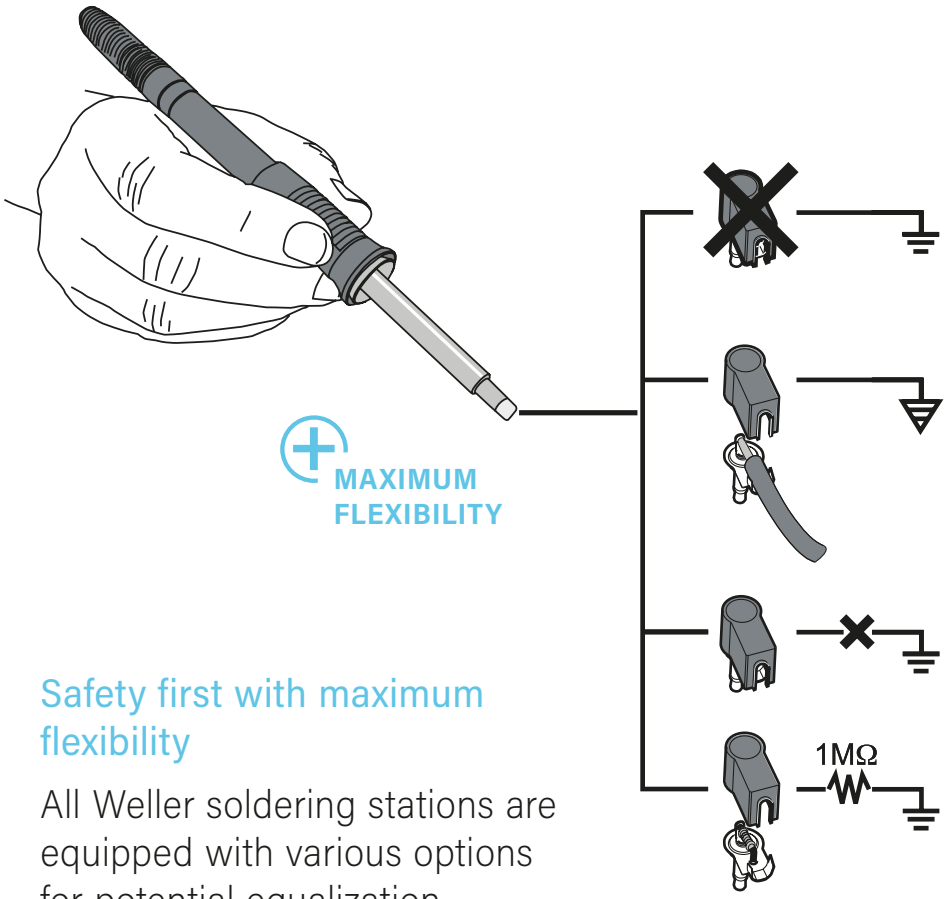

Hard ground

Without plug (original delivery)

Potential equalization

With plug - equalization line on center contact.

Floating

With plug

Soft ground

With plug and resistor soldered in. Grounding according to selected resistor.

Safety first with maximum flexibility

All Weller soldering stations are equipped with various options for potential equalization.





Weller®

Soldering

TRENDSETTING SOLDERING SOLUTIONS



Soldering Equipment

Professional





Solid Stations	**18**
Performance Line	22
Technology Line	40
Soldering iron and safety rest	**64**
Performance Line	68
Soldering Irons	68
Desoldering Irons	73
Hot Air Irons	76
Technology Line	77
Soldering Iron	77
Desoldering Iron	84
Desoldering Iron	84
Hot Air Iron	88
Low Voltage Soldering Iron	90
Magnastat Soldering Irons	91
Line Voltage Soldering Iron	93
Heating Elements for Solder Robots	96
Inert Gas Soldering Iron	97
Gas Soldering Iron	98
Soldering tips and nozzles	**100**
Soldering Tips	102
Desoldering Nozzle series	134
Hot air nozzles	137
WRK Reflowset	143
Preheating plates	**147**
Soldering bathes	**151**
Circuit board holder	**153**
Hot air heating gun	**157**
Temperature Measuring	**158**
Accessories	**160**

WX Performance Line

THE BEST FOR EACH APPLICATION



Our WX TEAM

The five specialists from the Weller WX team will solve all your problems related to soldering, desoldering and the use of hot air in your manufacturing process.
The entire WX team offers full WX tool compatibility, tried-and-tested benchtop functions and all essential traceability features.

ESD-safe

All WX devices are ESD-safe and can be used in electrostatic protected areas

Huge energy savings
Usage sensor

Thanks to an integrated sensor, WX tools are motion activated. This means that they consume power only when they are actually in use. Connected accessories also go into standby mode.

WXA 2



Safe manual soldering

Weller WX stations make the manual soldering process safer, a crucial factor in the automotive, aerospace and medical technology industries. This is guaranteed by temperature and tool locking, and tool-specific temperature settings.



Use as benchtop controller

Integrated USB ports provide WX stations with a connection to and control over soldering fume extractors, pre-heat plates and programmable logic controllers (PLC). The connected tools feed back their parameters and status.



Intelligent tool detection

All connected tools and accessories are detected automatically by the stations and shown on the display.



Multifunctional USB port

Firmware updates and registration are quick and easy using USB sticks.

Traceability

All WX stations are traceable and can be integrated into an existing traceability process.



Extremely short learning curve

Multi-language menu guide: German, English, French, Italian, Spanish, Portuguese and Mandarin. Other languages can be implemented on request.



Robot output

A digital, optically decoupled robot connection comes as standard.



Integrated parameter memory

Parameters such as standby temperatures and automatic switch-off time can easily be stored in the soldering iron. Parameters only need to be stored once; the soldering iron can then use them with any WX station.

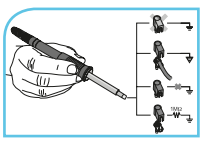

Maximum safety, maximum flexibility

A unique potential equalization connection is provided free of charge. The jack sleeve has 4 possible settings: hard ground, potential equalization, floating and soft ground.

WX tool selection

Tools



WXP 65 | 65 W Soldering iron | T005 29 212 99 (Set)

WXP 80 | 80 W Soldering iron | T0052920999N (Set)

WXP 90 | 90 W Soldering iron | T005 29 222 99 (Set)

WXP 120 | 120 W Soldering iron | T005 29 202 99 (Set)

WXP 200 | 200 W Soldering iron | T005 29 206 99 (Set)

WXMP | 40 W (55 W with RT 11) Mikro-Soldering iron
T005 29 204 99 (Set)



WXMT | 2 x 40 W Micro desoldering tweezers
T005 13 178 99 (Set)

WXDP 120 | 120 W Desoldering iron | T005 13 202 99 (Set)

WXDV 120 | 120 W Desoldering iron | T005 13 205 99 (Set)

WXHAP 200 | 200 W Hot-air iron | T005 27 120 99 (Set)



WRK | Reflowset | T005 15 155 99

WVP | Vacuum pick-Up | T005 29 184 99



WHP 1000 | 1000 W Preheating plate | T005 33 648 99

WHP 3000 | 600 W Infrared Preheating plate
T005 33 386 99

WHP 3000 | 1200 W Infrared Preheating plate
T005 33 646 99



WXHP 120 | 120 W Preheating plate | T005 27 029 99

WXSB 200 | 200 W Soldering bath | T005 27 043 99



Zero Smog 4V
Mobile fume extraction unit for up to 4 workplaces
T005 36 606 99

Zero Smog 6V
Mobile fume extraction unit for up to 6 workplaces
T005 36 666 99

Zero Smog 20T
Mobile fume extraction unit for up to
20 FE-Soldering irons | T005 36 706 99



Zero Smog TL | Mobile fume extraction unit | T9 10 136 99

AN OVERVIEW OF THE ALLOCATION OF **WX TOOLS**

	WX 1 T005 34 176 99 200 W	**WX 2** T005 34 206 99 200 W	**WXD 2** T005 34 266 99 200 W	**WXA 2** T005 34 256 99 200 W	**WXR 3** T005 35 006 99 600W
					
	Soldering power unit with 1 channel	**Soldering power unit with 2 channels**	**Desoldering power unit with 2 channels**	**Hot-air power unit with 2 channels**	**Rework power unit with 3 channels**
	✓	✓	✓	✓	✓
	✓	✓	✓	✓	✓
	✓	✓	✓	✓	✓
	✓	✓	✓	✓	✓
	✓	✓	✓	✓	✓
	✓	✓	✓	✓	✓
	✓	✓	✓	✓	✓
			✓		✓
			✓		✓
				✓	✓
					✓
					✓
	✓	✓	✓	✓	✓
	✓	✓	✓	✓	✓
	✓	✓	✓	✓	✓
	✓	✓	✓	✓	✓
	✓	✓	✓	✓	✓
	✓	✓	✓	✓	✓
	✓	✓	✓	✓	✓
	✓	✓	✓	✓	✓

WXR 3 Rework station

EVERYTHING - AND MORE.

Clear handling advantages and tangible cost savings in one unit. That's what you get with the WXA 2 Hot-Air-Station. Ideal for complex hot-air jobs or traditional soldering. The amount of hot air (20 l/min at 6 bar) can be adjusted to any value in range. And of course the entire range of high-performance hot-air and soldering accessories is compatible with this station.



TECHNICAL DATA

Channels	3
Dimensions W x D x H (inch)	10,75 x 9,25 x 4,02
Dimensions W x D x H (mm)	273 x 235 x 102
Weight (ca) in kg	6.7
Voltage	230 V (50/60 Hz)
Heating output	420 W (600 W)
Protection class	I
Fuse	2.0 A (230 V)
Temperature range (depends on tool) °C	100 - 450 (550)
Temperature range (depends on tool) °F	200 - 850 (999)
Temperature accuracy °C	±9
Temperature accuracy °F	±17
Temperature stability °C	±2
Temperature stability °F	±4
Equipotential balance	✓
Max. vacuum	0,7 bar
Interface	1x USB, 2x RS232, 2x Switching output
ESD-safe	✓
Intelligent tool detection	✓
Traceability (unit data)	✓
Temperature accuracy hot air °C	±30
Temperature accuracy hot air °F	±54
Capacity l/min	18, max.
Max. air flow rate l/min (depends on tool)	15
Built-in pump	Periodic duty 30/30 s
IPC conformity	ja
Display	255 x 128 dots / Backlighting
Benchtop controller	✓



600 Watts – unique

The WXR 3 is a 3-channel station with a total output of 600 W. The multifunctional WXR 3 is suitable for all applications, and can work with all WX tools.



2 integrated pumps

(self-contained)

A pair of integrated pumps make the system independent of a separate compressed air supply. A high-performance pump for vacuum and hot air, and a separate vacuum pump for pick-up tools.



Automatic / intelligent power management

The rework station provides 600 watts of power. Its intelligent power management function allows the available power to be distributed to the connected tools as required – a total of 600 watts. High-performance tools can be operated at the same time. 3 channels, 200 watts each.



User-friendliness

The LCD display shows all connected tools. Special functions can easily be set at the press of a button.

WXR 3

Power unit, 420 W

420 W (600 W) WX compatible TRACEability Weller qualified

Order No. T005 35 006 99



- All-in-one-Station
- Benchtop controller capability e.g. Zero Smog Systems
- Automatic tool recognition and power management
- Compatible with all WX tools
- Storage medium in hand piece
- Blue LED backlighting
- Multilingual menu navigation

WXR 3030

3-Channel-Soldering-Station, 420 W (600 W)

420 W (600 W) WX compatible TRACEability Weller qualified

Order No. T005 35 016 99



- Power unit, 3 channels with WXHAP 200 Hot air iron, WXDP 120 Desoldering iron and WXP 65 Soldering iron

Scope of supply	Order No.	Model	Description
	T005 13 202 99	WXDP 120 Set	Desoldering iron set for horizontal applications, with safety rest
	T005 27 120 99	WXHAP 200 Set	Hot air soldering iron set with safety rest
	T005 29 184 99	WVP	WVP Vacuum Pick-Up
	T005 29 212 99	WXP 65 Set	Soldering iron WXP 65 with safety rest
	T005 35 006 99	WXR 3	Power unit, 420 W
	T005 87 658 01	PDN	PDN Pliers for changing nozzles.

WXR 3031

3-Channel-Soldering-Station, 420 W (600 W)

420 W (600 W) WX compatible TRACEability Weller qualified

Order No. T005 35 026 99

- Power unit, 3 channels with WXHAP 200 Hot air iron, WXDP 120 Desoldering iron and WXP 120 Soldering iron



Scope of supply	Order No.	Model	Description
	T005 13 202 99	WXDP 120 Set	Desoldering iron set for horizontal applications, with safety rest
	T005 27 120 99	WXHAP 200 Set	Hot air soldering iron set with safety rest
	T005 29 184 99	WVP	WVP Vacuum Pick-Up
	T005 29 202 99	WXP 120 Set	Soldering iron Set WXP 120 with safety rest
	T005 35 006 99	WXR 3	Power unit, 420 W
	T005 87 658 01	PDN	PDN Pliers for changing nozzles.

WXR 3032

3-Channel-Soldering-Station, 420 W (600 W)

420 W (600 W) WX compatible TRACEability Weller qualified

Order No. T005 35 036 99

- Power unit, 3 channels with WXHAP 200 Hot air iron, WXDV 120 Desoldering iron and WXP 65 Soldering iron



Scope of supply	Order No.	Model	Description
	T005 13 205 99	WXDV 120 Set	Desoldering iron set for vertical applications, with safety rest
	T005 27 120 99	WXHAP 200 Set	Hot air soldering iron set with safety rest
	T005 29 184 99	WVP	WVP Vacuum Pick-Up
	T005 29 212 99	WXP 65 Set	Soldering iron WXP 65 with safety rest
	T005 35 006 99	WXR 3	Power unit, 420 W
	T005 87 658 01	PDN	PDN Pliers for changing nozzles.

WXD 2 Desoldering station

REMOVE SOLDER WITH THE FASTEST DESOLDERING IRONS IN THE WORLD.



TECHNICAL DATA

Channels	2
Dimensions W x D x H (inch)	6.69 x 5.94 x 5.12
Dimensions W x D x H (mm)	174 x 154 x 135
Weight (ca) in kg	3.8
Voltage	230 V, 50 Hz
Heating output	200 W (255 W)
Protection class	I
Fuse	T2 A
Temperature range (depends on tool) °C	50 - 550
Temperature range (depends on tool) °F	150 - 999
Temperature accuracy °C	±9
Temperature accuracy °F	±17
Temperature stability °C	±2
Temperature stability °F	±4
Equipotential balance	✓
Interface	1x USB, 2x RS232, 1x Switching output
ESD-safe	✓
Intelligent tool detection	✓
Traceability (unit data)	✓
Air consumption l/min	35
Built-in pump	
Vacuum	max. 55 kPa (8psi)
IPC conformity	ja
Compressed air connection	Outer diameter 6 mm (0.24 "), oil-free, dry compressed air
USB interface	✓
Benchtop controller	✓
Display	255 x 128 pixels / Backlighting



External compressed air supply

The maintenance-free Venturi unit produces a constant vacuum using an external compressed air supply.



Fastest desoldering iron

With its 120 watts and extremely short heating time, the desoldering iron can easily handle jobs that would have been difficult in the past, including desoldering high mass PCBs.



No tedious cleaning

The new, extended nozzle shaft prevents the suction tube from sticking. Since the suction channel has also been replaced, the once tedious and time-consuming task of cleaning the tool is now a thing of the past.



Quick replacement

Thanks to ingenious mountings, the suction nozzle and solder cartridge can be changed quickly and easily – without the risk of burns or tricky replacement work.



Huge cost savings

The relatively low operating temperature (380°C) and automatic standby mode controlled by the use sensor increase the service life of the suction nozzles by a factor of 3.



Vacuum run-on

A vacuum run-on time can be set to prevent the suction pump blocking.



2 models are available.

The WXDP 120 is designed for horizontal operation and the WXDV 120 for vertical operation.

WXD 2

Solder- and Desoldering station, 2 channels 200 W (255 W)

200 W (255 W) WX compatible TRACEability qualified

Order No. T005 34 266 99



- Cost effective because only one station is needed
- Less rework by optimal use of tools and the correct working temperature. Reduction of running costs by longer tip lifetime.
- Desoldering iron with stand-by mode
- ESD safe
- For operation with external compressed air

WXD 2010 Set

Solder- and Desoldering station, 2 channels 200 W (255 W)

200 W (255 W) WX compatible TRACEability qualified

Order No. T005 34 286 99



- Desoldering station, 2 channels digital and electronically controlled with desoldering iron WXDP 120
- Soldering- and desoldering tools with intelligent WX technology
- Connection to external compressed air supply for high vacuum
- Energy effective: automatic stand-by mode for tools
- Patented, ESD safe glass display. Simple and fast setting of soldering parameter.

Scope of supply	Order No.	Model	Description
	T005 13 201 99N	WXDP 120	Desoldering iron 120 W, 24 V
	T005 13 250 99	XDS 1	Desoldering nozzle Inside Ø 1, 4 mm Outside Ø 2, 5 mm Nozzle length 10, 5 mm
	T005 15 172 99	WDH 70	Safety rest with brass cleaning wool WXDP 120 desoldering iron
	T005 34 266 99	WXD 2	Solder- and Desoldering station, 2 channels 200 W (255 W)
	T005 87 658 01	PDN	PDN Pliers for changing nozzles.

WXD 2020 Set

Solder- and Desoldering Station, 2 channels 200 W (255 W)

200 W (255 W) WX compatible TRACEability qualified

Order No. T005 34 296 99



- Soldering and desoldering station, 2 channels with WXDP 120 and soldering iron WXP 120
- Soldering- and desoldering tools with intelligent WX technology
- Connection to external compressed air supply for high vacuum
- Energy effective: automatic stand-by mode for tools
- Patented, ESD safe glass display. Simple and fast setting of soldering parameter.

Scope of supply	Order No.	Model	Description
	T005 13 201 99N	WXDP 120	Desoldering iron 120 W, 24 V
	T005 13 250 99	XDS 1	Desoldering nozzle Inside Ø 1, 4 mm Outside Ø 2, 5 mm Nozzle length 10, 5 mm
	T005 15 121 99	WDH 10	Safety rest with Stop+Go function and dry cleaner
	T005 15 172 99	WDH 70	Safety rest with brass cleaning wool WXDP 120 desoldering iron
	T005 29 201 99N	WXP 120	Soldering iron 120 W, 24 V with Power-Response Heating Technology
	T005 34 266 99	WXD 2	Solder- and Desoldering station, 2 channels 200 W (255 W)
	T005 44 704 99	XT B	Soldering tip chisel Ø 2,4 mm
	T005 87 658 01	PDN	PDN Pliers for changing nozzles.

WXA Hot-Air station

THE PERFECT SOLUTION FOR HOT-AIR AND SOLDERING JOBS.

Clear handling advantages and tangible cost savings in one unit. That's what you get with the WXA 2 hot-air station. Ideal for complex hot-air jobs or traditional soldering. The amount of hot air (20 l/min at 6 bar) can be adjusted to any value in range. And of course the entire range of high-performance hot-air and soldering accessories is compatible with this station.



TECHNICAL DATA

Channels	2
Dimensions W x D x H (inch)	6,69 x 5,95 x 5,12
Dimensions W x D x H (mm)	174 x 154 x 135
Weight (ca) in kg	4.0
Voltage	230 V
Heating output	200 W (255 W)
Protection class	I
Fuse	T2A
Temperature range (depends on tool) °C	50 - 550
Temperature range (depends on tool) °F	150 - 999
Temperature accuracy °C	±9
Temperature accuracy °F	±17
Equipotential balance	✓
Max. vacuum	
Interface	1x USB, 2x RS232, 1x Switching output
ESD-safe	✓
Intelligent tool detection	✓
Traceability (unit data)	✓
Temperature accuracy hot air °C	±30
Temperature accuracy hot air °F	±54
Max. air flow rate l/min (depends on tool)	15
Air consumption l/min	20
Compressed air connection	Outer diameter 6 mm (0, 24 "), oil-free, dry compressed air
USB interface	✓
Equipotential bonding	Via 3, 5 mm pawl socket on back of device.



Adjustable air amount

The amount of air can be controlled using the rotary knob. An external compressed air supply is needed. The amount of air is displayed in percent.



Adjustable operating mode

The unit has 3 separate operating modes.

Operating mode level 1 – the air flow continues for as long as the button on the hot-air iron or foot switch is pressed.

Operating mode level 2 – if the button is pressed once, the hot-air flow continues for between 0 and 300 seconds, stopping at the end of the set time.

Operating mode level 3 – the WXHAP 200 switches on with one press of the button and off with the second press.



Finger and foot switches

The air flow is controlled using the finger switch in the handle.

It can also be controlled by a foot switch (optional).



Ion trap

All WX devices are ESD-safe and can be used in electrostatically protected areas.

The ion trap in the iron ensures that the emerging hot air is free of static electricity.



Inert gas operation

An inert gas (nitrogen) can also be used for challenging soldering jobs to generate the hot air.

WXA 2

Power unit, 2 channels 200 W (255 W)

200 W (255 W) WX compatible TRACEability qualified

Order No. T005 34 256 99

- Power unit, 2 channels
- For operation with external compressed air



Scope of supply	Order No.	Model	Description
	T005 34 256 99	WXA 2	Power unit, 2 channels 200 W (255 W)

WXA 2010

Power unit, 2 channels 200 W (255 W)

200 W (255 W) WX compatible TRACEability qualified

Order No. T005 34 306 99

- Power unit, 2 channels with hot air iron WXHAP 200
- Best set for hot air tasks
- Simultaneous operation of 2 soldering tools
- For operation with external compressed air



Scope of supply	Order No.	Model	Description
	T005 15 152 99	WDH 30	Safety rest with dry cleaner
	T005 27 119 99N	WXHAP 200	Hot air iron 200 W, 24 V with hot air nozzle R 06 round Ø 3,0 mm
	T005 34 256 99	WXA 2	Power unit, 2 channels 200 W (255 W)
	T005 87 278 21	R04	R 04 Hot Air Nozzle Round, Ø 1,2 mm, for HAP 1 and HAP 200
	T005 87 278 22	R06	R06 Round Nozzle for HAP 1 and HAP 200

WX 2 Soldering station

A NEW ERA IN SOLDERING.

- Cost saving because only one power unit is needed for different applications
- Use as benchtop controller saves energy
- Lowering the running costs by enlarged tip lifetimes
- Reduction of rework due to optimized tool use and correct working temperature



TECHNICAL DATA

Channels	2
Dimensions W x D x H (inch)	6,85 x 6,06 x 5,31
Dimensions W x D x H (mm)	174 x 154 x 135
Weight (ca) in kg	3.45
Voltage	230 V, 50 Hz
Heating output	200 W (255 W)
Protection class	I
Fuse	T2A
Temperature range (depends on tool) °C	100 - 550
Temperature range (depends on tool) °F	210 - 999
Temperature accuracy °C	±9
Temperature accuracy °F	±17
Temperature stability °C	±2
Temperature stability °F	±4
Equipotential balance	✓
Interface	1x USB, 2x RS232, 1x Switching output
ESD-safe	✓
Intelligent tool detection	✓
Traceability (unit data)	✓
Display	255 x 128 dots / Backlighting
USB interface	✓
Equipotential bonding	Via 3,5 mm pawl socket on back of device
Benchtop controller	✓



Visual process control through LED signal function

Blue LED ring light (light is out = Off, light is blinking = standby or heating up, light is on = tip ready for use)



Tailor-made performance

Weller heating technologies deliver precise performance on demand.



Quick heating time

WX soldering irons heat in ultra-quick time and can be used immediately.



Temperature stability/accuracy

All WX soldering tools have a temperature stability of ± 2° C and a temperature accuracy of ± 9° C, as per IPC standard.



Intuitive operation

The robust touch screen is a capacitive touch panel made of real glass. It is anti-static and temperature-resistant. The turn-and-click wheel with confirm button allows intuitive operation.

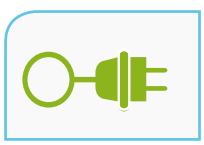

Huge energy savings Motion sensor

Thanks to an integrated sensor, WX tools are motion activated. This means that they consume power only when they are actually in use. Connected accessories also go into standby mode.

WX 2

Power unit WX 2 with 2 channels, 200 W (255 W), 230 V

200 W (255 W) WX compatible TRACEability qualified

Order No. T005 34 206 99



- Innovative operation concept
- Robust touch screen with ESD safe glas
- Intuitive use with turn-click-wheel with enter key and finger guide.
- Blue LED backlighting
- Multilingual menu navigation
- High funcionality
- No safety rest with Stop & Go function needed thanks to integrated acceleration sensor
- Optimized precision, better stability by sensor in the soldering iron
- Specific parameterization of tool by storage medium in hand piece
- Visual process control via blue LED ring light

WX 2020 Set

Power unit with 2 channels 200 W

200 W (255 W) WX compatible TRACEability qualified

Order No. T005 34 216 99



- Power unit WX 2 with 2 channels, 2 soldering irons WXP 120 and 2 safety rests WDH 10
- Simultaneous operation of 2 soldering tools

Scope of supply	Order No.	Model	Description
	T005 15 121 99	WDH 10	Safety rest with Stop+Go function and dry cleaner
	T005 29 201 99N	WXP 120	Soldering iron 120 W, 24 V with Power-Response Heating Technology
	T005 34 206 99	WX 2	Power unit WX 2 with 2 channels, 200 W (255 W), 230 V
	T005 44 704 99	XT B	Soldering tip chisel Ø 2,4 mm

WX 2021 Set

Power unit with 2 channels 200 W (255)

200 W (255 W) WX compatible TRACEability Weller qualified

Order No. T005 34 226 99

- Power unit WX 2 with 2 channels, soldering irons WXMP and 1 tweezers WXMT
- Gleichzeitiger Betrieb von 2 Lötstationen



Scope of supply	Order No.	Model	Description
	T005 13 177 99	WXMT	Micro desoldering tweezers 2 x 40 W, 12 V (hand piece without tips) with Active-Tip Heating Technology
	T005 15 169 99	WDH 60	Safety rest with dry cleaner for WXMT Micro desoldering tweezers
	T005 15 171 99	WDH 51	Safety rest with dry cleaner for WXMP Micro soldering iron
	T005 29 203 99	WXMP	Micro soldering iron WXMP 40 W, 12 V (hand piece without tips) with Active-Tip Heating Technology
	T005 34 206 99	WX 2	Power unit WX 2 with 2 channels, 200 W (255 W), 230 V
	T005 44 603 99	RT 3	Standard soldering tip, chisel 1,3 x 0,4 mm
	T005 44 652 99	RTW 2, 45°	Soldering tip set 0,7 x 0,4 mm, 45°

WX 1 Soldering Station

A NEW ERA IN SOLDERING.

The powerful, user-friendly WX 1 and WX 2 soldering stations have redefined the world of soldering. Maximum process reliability for manual soldering tasks is guaranteed for the automotive, aerospace and medical technology industries. Any soldering process can be programmed easily using these intelligent tools, and a unique level of dependability assured. Whatever technique is used, these devices are intuitive and easy to operate thanks to their touch screens and language options. There is a choice between 1-channel and 2-channel stations.



TECHNICAL DATA

Channels	1
Dimensions W x D x H (inch)	6,85 x 6,06 x 5,31
Dimensions W x D x H (mm)	174 x 154 x 135
Weight (ca) in kg	3.42
Voltage	230 V, 50 Hz
Heating output	200 W
Protection class	I
Fuse	T2A
Temperature range (depends on tool) °C	100 - 550
Temperature range (depends on tool) °F	200 - 999
Temperature accuracy °C	±9
Temperature accuracy °F	±17
Temperature stability °C	±2
Temperature stability °F	±4
Equipotential balance	✓
Interface	1x USB, 2x RS232, 1x Switching output
ESD-safe	✓
Intelligent tool detection	✓
Traceability (unit data)	✓
Display	255 x 128 dots / Backlighting
USB interface	✓
Equipotential bonding	Via 3,5 mm pawl socket on back of device
Benchtop controller	✓



Visual process control through LED signal function

Blue LED ring light (light is out = Off, light is blinking = standby or heating up, light is on = tip ready for use)



Tailor-made performance

Weller heating technologies deliver precise performance on demand.



Quick heating time

WX soldering irons heat in ultra-quick time and can be used immediately.



Temperature stability/accuracy

All WX soldering tools have a temperature stability of ± 2° C and a temperature accuracy of ± 9° C, as per IPC standard.



Intuitive operation

The robust touch screen is a capacitive touch panel made of real glass. It is anti-static and temperature-resistant. The turn-and-click wheel with confirm button allows intuitive operation.

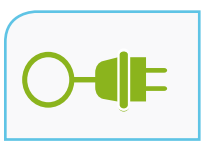

Huge energy savings Motion sensor

Thanks to an integrated sensor, WX tools are motion activated. This means that they consume power only when they are actually in use. Connected accessories also go into standby mode.

WX 1

Power unit with 1 channel, 200 W

200 W | WX compatible | TRACEability qualified

Order No. T005 34 176 99



- Innovative operation concept
- Robust touch screen with ESD safe glas
- Intuitive use with turn-click-wheel with enter key and finger guide
- Blue LED backlighting
- Multilingual menu navigation
- High functionality
- No safety rest with Stop & Go function needed thanks to integrated acceleration sensor
- Optimized precision, better stability by sensor in the soldering iron
- Specific parameterization of tool by storage medium in hand piece
- Visual process control via blue LED ring light

WX 1010 Set

Power unit with 1 channel, 200 W

200 W | WX compatible | TRACEability qualified

Order No. T005 34 186 99

- Power unit WX 1 with 1 channel, soldering iron WXP 120



Scope of supply	Order No.	Model	Description
	T005 15 121 99	WDH 10	Safety rest with Stop+Go function and dry cleaner
	T005 29 201 99N	WXP 120	Soldering iron 120 W, 24 V with Power-Response Heating Technology
	T005 34 176 99	WX 1	Power unit with 1 channel, 200 W
	T005 44 704 99	XT B	Soldering tip chisel Ø 2,4 mm

WX 1011 Set

Power unit with 1 channel, 200 W

200 W | WX compatible | TRACEability qualified

Order No. T005 34 196 99

- Power unit WX 1 with 1 channel, micro soldering iron WXMP



Scope of supply	Order No.	Model	Description
	T005 15 171 99	WDH 51	Safety rest with dry cleaner for WXMP Micro soldering iron
	T005 29 203 99	WXMP	Micro soldering iron WXMP 40 W, 12 V (hand piece without tips) with Active-Tip Heating Technology
	T005 34 176 99	WX 1	Power unit with 1 channel, 200 W
	T005 44 603 99	RT 3	Standard soldering tip, chisel 1,3 x 0,4 mm

WX 1012 Set

Power unit with 1 channel, 200 W (255 W)

200 W | WX compatible | TRACEability qualified

Order No. T005 34 276 99

- Power unit WX 1 with 1 channel, soldering iron WXP 65



Scope of supply	Order No.	Model	Description
	T005 15 121 99	WDH 10	Safety rest with Stop+Go function and dry cleaner
	T005 29 211 99N	WXP 65	Soldering iron 65 W, 24 V with Power-Response Heating Technology
	T005 34 176 99	WX 1	Power unit with 1 channel, 200 W
	T005 44 851 99	XNT A	Soldering tip chisel 1,6 x 0,4 mm

WT, WR, WD series our Technology Line

THE CAN-DO SOLDERING STATIONS

Whenever it takes user-friendliness and ease of use, the soldering products of the Weller Technology line set new standards.
Due to their great price/performance ratio, they are perfect tools for cost-efficient soldering applications.



COMPLETE COMPATIBILITY

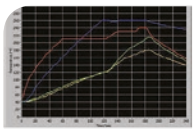

Cost-efficent

The short warm-up time for the soldering tools and a faster and simpler method for changing tools also enable lightning-fast work and ensure high time savings as a result.



Backwards Compatibility

All soldering irons of the WSD and WD soldering stations can be connected. (except micro soldering irons)



Easy-to-use

The user-friendly and easy handling allows a quick, uncomplicated handling of the equipment.

COST EFFICENT

EASY TO USE



1000S OF IRON AND TIP COMBINATIONS



WTHA 1
900 W | 1 channel. Hot air iron integrated







*With WT HUB
**With WX HUB

TECHNOLOGY LINE
TOOL SELECTION
AND COMPATIBILITY MATRIX

Power-Response Silver Line

	90 W	150 W
		
	WT 1 Soldering power unit with 1 channel	WT 1H Soldering power unit with 1 channel
WTP 90 | 90 W SOLDERING IRON The high-tech iron for universal use with power response tips. Order no. T005 29 222 99	✓	✓
WP 65 | 65 W SOLDERING IRON For delicate and small applications. Order no. T005 29 215 99	✓	✓
WP 80 | 80 W SOLDERING IRON Short tip-to-grip distance for all standard soldering applications. Order no. T005 29 180 99	✓	✓
WSP 80 | 80 W SOLDERING IRON For all standard soldering applications. Order no. T005 29 180 99	✓	✓
WP 120 | 120 W SOLDERING IRON For bigger solder joints. Order no. T005 29 193 99		✓
WSP 150 | 150 W SOLDERING IRON For applications with high heat requirement Order no. T005 29 170 99		✓
WP 200 | 200 W SOLDERING IRON For heavy solder applications. Order no. T005 29 199 99		✓
WTA 50 | 2 x 25 W DESOLDERING TWEEZERS 2 x 25 W, for safe desoldering jobs. Order no. T005 13 171 99	✓	✓
FE 75 | 75 W SOLDERING IRON For extraction direct on the tip. Order no. T005 29 166 99	✓	✓
WHP 80 | 80 W HEATING PLATE Preheating plate. Order no. T005 27 028 99	✓	✓
WSB 80 | 80 W SOLDER BATH Connectable to all Weller 80 W digital station. Order no. T005 27 040 99	✓	✓
WSB 150 | 150 W SOLDER BATH Connectable to all Weller 150 W stations. Order no. T005 27 704 99		✓
ZERO SMOG® TL* Fume extraction unit for volume extraction for up to 2 workplaces. Order no. FT91013699	✓	✓
ZERO SMOG® 4V** Fume extraction unit for volume extraction for up to 4 workplaces. Order no. T005 36 606 99	✓	✓
ZERO SMOG® 6V** Fume extraction unit for volume extraction for up to 6 workplaces Order no. T005 36 666 99	✓	✓
ZERO SMOG® 20T** Fume extraction unit for tip extraction, connectable for up to 20 workplaces. Order no. T005 36 706 99	✓	✓

WR 3M Rework Station

REWORK STATION

The versatile repair station is specifically tailored to the needs and requirements of professional repairs to latest-technology electronic sub-assemblies in industrial production engineering and in the repair and laboratory fields.



TECHNICAL DATA

Channels	3
Dimensions W x D x H (inch)	11,02 x 9,45 x 4,06
Dimensions W x D x H (mm)	280 x 240 x 103
Weight (ca) in kg	7.3
Voltage	230 V
Heating output	360 W (400 W)
Protection class	I
Fuse overcurrent release	2 A
Temperature range (depends on tool) °C	50 - 550
Temperature range (depends on tool) °F	150 - 999
Temperature accuracy °C	±9
Temperature accuracy °F	±17
Temperature stability °C	±2
Temperature stability °F	±4
Equipotential balance	✓
Max. vacuum	0,7 bar
Interface	USB
ESD-safe	✓
Intelligent tool detection	✓
Temperature accuracy hot air °C	50 - 550
Temperature accuracy hot air °F	150 - 999
Capacity l/min	18
Max. air flow rate l/min (depends on tool)	15
Built-in pump	Periodic duty 30/30 s
Vacuum	0,7 bar, max
IPC conformity	(Tip to ground) Corresponds to IPC-J-001
Display	LCD

WR 3M

Power unit, 360 W (400 W)

360 W (400 W) WT compatible

Order No. T005 33 666 99

- 3 independent tool channels
- Automatic tool detection
- Own vaccum channel for pick-up



WR 3000M Set vertical

3 channel rework station vertical, 360 W (400 W)

360 W (400 W) WT compatible

Order No. T005 33 686 99



- Power unit, 3 channels with soldering iron WP 80, desoldering iron DSX 80 and hot air iron HAP 200
- Large allround set for all repair jobs
- Desoldering iron DSX 80 for horizontal applications

Scope of supply	Order No.	Model	Description
	T005 13 150 99	DX 113HM	DX 113HM Desoldering Nozzle with Threadless Fixture System for DSX 80 and DXV 80 - A : 2,5 mm; I : 1,2 mm; D : 25 mm. For improved thermal transfer.
	T005 13 190 99	DSX 80	Desoldering iron 80 W, 24 V
	T005 15 152 99	WDH 30	Safety rest with dry cleaner
	T005 15 161 99	WDH 10T	Safety rest with Stop+Go function and dry cleaner for WP 65, WP 80 and WP 120 soldering iron
	T005 27 116 99	HAP 200	Hot air iron 200 W, 24 V with hot air nozzle R 04 round Ø 1,2 mm
	T005 29 180 99N	WP 80	Soldering iron 80 W, 24 V with Silver-Line Heating Technology
	T005 29 184 99	WVP	WVP Vacuum Pick-Up
	T005 33 666 99	WR 3M	Power unit, 360 W (400 W)
	T005 44 405 99	LT B	Soldering tip, chisel, Ø 2,4 x 0,8 mm
	T005 87 658 01	PDN	PDN Pliers for changing nozzles.

WR 3000M Set for vertical applications

Rework station, 3 channels WR 3M, 360 W (400 W) for vertical applications

360 W (400 W) WT compatible

Order No. T005 33 683 99



- Power unit, 3 channels with soldering iron WP 80, desoldering iron DXV 80 and hot air iron HAP 200
- Desoldering iron DXV 80 for vertical applications

Scope of supply	Order No.	Model	Description
	T005 13 150 99	DX 113HM	DX 113HM Desoldering Nozzle with Threadless Fixture System for DSX 80 and DXV 80 - A : 2,5 mm; I : 1,2 mm; D : 25 mm. For improved thermal transfer.
	T005 13 180 99	DXV 80	Inline desoldering iron 80 W, 24 V
	T005 15 152 99	WDH 30	Safety rest with dry cleaner
	T005 15 153 99	WDH 40	Safety rest with dry cleaner for DXV 80 and WXDV 120 desoldering iron
	T005 15 161 99	WDH 10T	Safety rest with Stop+Go function and dry cleaner for WP 65, WP 80 and WP 120 soldering iron
	T005 27 116 99	HAP 200	Hot air iron 200 W, 24 V with hot air nozzle R 04 round Ø 1,2 mm
	T005 29 180 99N	WP 80	Soldering iron 80 W, 24 V with Silver-Line Heating Technology
	T005 29 184 99	WVP	WVP Vacuum Pick-Up
	T005 33 666 99	WR 3M	Power unit, 360 W (400 W)
	T005 44 405 99	LT B	Soldering tip, chisel, Ø 2,4 x 0,8 mm
	T005 87 658 01	PDN	PDN Pliers for changing nozzles.

Accessories for WR 3000M Sets

Order No.	Description
T005 87 388 50	Adapter for footswitch for WR 3000M Sets and WR 2
T005 13 120 99	Foot-Switch 1-Step
T005 29 184 99	WVP Vacuum Pick-Up
T005 87 658 01	PDN Pliers for changing nozzles.

WR 2 Rework Station

REWORK ON HIGHEST LEVEL

- One station meets the requirements of a rework workplace
- Unique connecting compatibility of all tools
- 2 independend tool channels with automatic tool recognition guarantee the simultanuous operation of 2 soldering tools
- Tools are permanently ready for use



TECHNICAL DATA

Channels	2
Dimensions W x D x H (inch)	11,02 x 9,45 x 4,06
Dimensions W x D x H (mm)	280 x 240 x 103
Weight (ca) in kg	5.6
Voltage	230 V
Heating output	250 W (300 W)
Protection class	I
Fuse overcurrent release	1,6 A
Temperature range (depends on tool) °C	50 - 550
Temperature range (depends on tool) °F	150 - 999
Temperature accuracy °C	±9
Temperature accuracy °F	±17
Temperature stability °C	±2
Temperature stability °F	±4
Equipotential balance	✓
Max. vacuum	0,7 bar
Interface	USB
ESD-safe	✓
Intelligent tool detection	
Temperature accuracy hot air °C	±30
Temperature accuracy hot air °F	±54
Capacity l/min	18
Max. air flow rate l/min (depends on tool)	10
Built-in pump	Periodic duty 30/30 s
Vacuum	0,7 bar
IPC conformity	(Tip to ground) Corresponds to IPC-J-001
Display	LCD

WR 2

Power unit, 2 channels, 250 W

250 W (300 W) WT compatible

Order No. T005 33 776 99

- 2 independent channels with automatic tool recognition
- Simultanous operation up to 2 tools



WR 2002 Set

Rework station, 2 channels WR 2

250 W (300 W) WT compatible

Order No. T005 33 806 99

- Power unit, 2 channels with soldering iron WP 80, desoldering iron DSX 80
- Small repair set for all rework applications
- Simultaneous operation of hot air and desoldering iron is not possible



Scope of supply	Order No.	Model	Description
	T005 13 150 99	DX 113HM	DX 113HM Desoldering Nozzle with Threadless Fixture System for DSX 80 and DXV 80 - A : 2,5 mm; I : 1,2 mm; D : 25 mm. For improved thermal transfer.
	T005 13 190 99	DSX 80	Desoldering iron 80 W, 24 V
	T005 15 121 99	WDH 10	Safety rest with Stop+Go function and dry cleaner
	T005 15 152 99	WDH 30	Safety rest with dry cleaner
	T005 29 180 99N	WP 80	Soldering iron 80 W, 24 V with Silver-Line Heating Technology
	T005 33 776 99	WR 2	Power unit, 2 channels, 250 W
	T005 44 405 99	LT B	Soldering tip, chisel, Ø 2,4 x 0,8 mm
	T005 87 658 01	PDN	PDN Pliers for changing nozzles.

WR 2000ER

Desoldering station 2 channels, 250 W (300 W)

250 W (300 W) WT compatible

Order No. T005 33 808 99

- Power unit, 2 channels with desoldering iron DSX 120, soldering iron WP 65 and safety rests WDH 10 and WDH 30
- Repair kit for soldering and desoldering



Scope of supply	Order No.	Model	Description
	T005 13 198 99	DSX 120	Desoldering iron for horizontal applications
	T005 13 250 99	XDS 1	Desoldering nozzle Inside Ø 1, 4 mm Outside Ø 2, 5 mm Nozzle length 10, 5 mm
	T005 15 121 99	WDH 10	Safety rest with Stop+Go function and dry cleaner
	T005 15 152 99	WDH 30	Safety rest with dry cleaner
	T005 29 215 99N	WP 65	Soldering iron 65 W, 24 V with Power-Response Heating Technology
	T005 33 776 99	WR 2	Power unit, 2 channels, 250 W
	T005 44 851 99	XNT A	Soldering tip chisel 1,6 x 0,4 mm
	T005 87 658 01	PDN	PDN Pliers for changing nozzles.

WR 2000A Set

Hot air station, 2 channels 300 W / 230 V

250 W (300 W) WT compatible

Order No. T005 33 786 99

- Hot air station, 2 channels with hot air iron HAP 1
- Large hot air set
- Simultaneous operation of 2 soldering tools
- All soldering tools upto 200 W connectable



Scope of supply	Order No.	Model	Description
	T005 15 152 99	WDH 30	Safety rest with dry cleaner
	T005 27 115 99	HAP 1	Hot air iron 100 W, 24 V with hot air nozzle round R 06 Ø 3,0 mm
	T005 33 776 99	WR 2	Power unit, 2 channels, 250 W
	T005 87 278 21	R04	R 04 Hot Air Nozzle Round, Ø 1,2 mm, for HAP 1 and HAP 200
	T005 87 278 22	R06	R06 Round Nozzle for HAP 1 and HAP 200

WT 1H Soldering Station

THIS IS SOLDERING TODAY

If you need even more performance than 90 watts, then the high power version with 150 watts is the right solution.



TECHNICAL DATA

Channels	1
Dimensions W x D x H (inch)	5.87 x 5.43 x 3.98
Dimensions W x D x H (mm)	149 x 138 x 101
Weight (ca) in kg	3
Voltage	230 V, 50 Hz
Heating output	150 W
Protection class	I
Fuse	T2A
Temperature range (depends on tool) °C	50 - 550
Temperature range (depends on tool) °F	150 - 999
Temperature accuracy °C	±9
Temperature accuracy °F	±17
Temperature stability °C	±2
Temperature stability °F	±4
Equipotential balance	✓
Interface	RS232
ESD-safe	✓
Intelligent tool detection	✓
Display	Backlit LCD
Equipotential bonding	Via 3,5 mm pawl socket on front of device



Front-mounted main switch

The front-mounted main switch ensures easy access at all times.



Multi-functional LC display

Unique LC display with a detailed overview of all functions. Adjustable background illumination. Power bar graph allows visual monitoring of the easily-readable output power from the station to the soldering iron tip.



New menu button

Provides ultimate user friendly access to and navigation in the menu structure.



Stackable units

The WT 1 / WT 1H soldering stations can be stacked on the WTHA 1 hot-air station, or on each other, saving space on the workbench.



2-in-1 WSR safety rest

The soldering iron holder can be rotated 180°. The user can choose between wet and dry cleaning.

WT 1H

Power unit with 1 channel, 150 W

150 W WT compatible

Order No. T005 34 356 99

- High productivity (Power unit with 1 channel, 150W)
- Intuitive use thanks to clear menu structure
- Reduced footprint thanks to stackability
- Grafical backlit LC-Display
- High performance and functionality - many connectable tools
- Automatic standby of tool thanks to integrated acceleration sensor in the tool
- Housing cover useable as storage



WT 1010H Set

Power unit, 1 channel digital 150 W

150 W WT compatible

Order No. T005 34 386 99

- Power unit, 1 channel with soldering iron WP 120 Robust and safety rest WSR 201



Scope of supply	Order No.	Model	Description
	T005 15 175 99	WSR 201	2-in-1 safety rest with metal wool brass and sponge
	T005 29 193 99N	WP 120	Soldering iron 120 W, 24 V with Power-Response Heating Technology
	T005 34 356 99	WT 1H	Power unit with 1 channel, 150 W
	T005 44 704 99	XT B	Soldering tip chisel Ø 2,4 mm

WT 1011H Set

Power unit, 1 channel digital 150 W

150 W WT compatible

Order No. T005 34 396 99

- Power unit, 1 channel with soldering iron WP 200 Robust and safety rest WSR 202



Scope of supply	Order No.	Model	Description
	T005 15 176 99	WSR 202	2-in-1 safety rest with metal wool brass and sponge
	T005 29 199 99N	WP 200	Soldering iron 200 W, 24 V with Power-Response Heating Technology
	T005 34 356 99	WT 1H	Power unit with 1 channel, 150 W
	T005 44 801 99	XHT D	Soldering tip, chisel, 5,0 x 1,2 mm

WT 1 Soldering Station

THIS IS SOLDERING TODAY

The detailed LC display enables an unprecedented overview of all functions, quick and easy to reach via the new user-friendly menu button. The lightning quick change process of the heating element during operation allows efficient work with several different tip types in quick succession. The choice between wet and dry tip cleaning is handled by an innovative 2-in-1 safety rest for the rotatable iron holder.



TECHNICAL DATA

Channels	1
Dimensions W x D x H (inch)	5,87 x 5,44 x 3,98
Dimensions W x D x H (mm)	149 x 138 x 101
Weight (ca) in kg	1.9
Voltage	230 V, 50/60 Hz
Heating output	90 W (95 W)
Protection class	I
Fuse	0,5 A
Temperature range (depends on tool) °C	50 - 550
Temperature range (depends on tool) °F	150 - 999
Temperature accuracy °C	±9
Temperature accuracy °F	±17
Temperature stability °C	±2
Temperature stability °F	±4
Equipotential balance	✓
Interface	RS232
ESD-safe	✓
Intelligent tool detection	✓
Display	Backlit LCD
Equipotential bonding	Via 3,5 mm pawl socket on front of device



Front-mounted main switch

The front-mounted main switch ensures easy access at all times.



Multi-functional LC display

Unique LC display with a detailed overview of all functions. Adjustable background illumination. Power bar graph allows visual monitoring of the easily-readable output power from the station to the soldering iron tip.



New menu button

Provides ultimate user friendly access to and navigation in the menu structure.



Stackable units

The WT 1 / WT 1H soldering stations can be stacked on the WTHA 1 hot air station, or on each other, saving space on the workbench.



2-in-1 WSR safety rest

The soldering iron holder can be rotated 180°. The user can choose between wet and dry cleaning.

WT 1

Power unit with 1 channel, 90 W

90 W (95 W) WT compatible

Order No. T005 34 346 99



- High productivity (Power unit with 1 channel, 90W)
- Intuitive use thanks to clear menu structure
- Reduced footprint thanks to stackability
- Grafical backlit LC-Display
- High performance and functionality - many connectable tools
- Automatic standby of tool thanks to integrated acceleration sensor in the tool
- Housing cover useable as storage

WT 1010 Set

Power unit, 1 channel digital 90 W

90 W (95 W) WT compatible

Order No. T005 34 366 99



- Power unit, 1 channel with soldering iron WTP 90 and safety rest WSR 200
- WTP 90: The soldering iron for universal use with power response tips. Tip family XNT & THM (high mass tips)

Scope of supply	Order No.	Model	Description
	T005 15 174 99	WSR 200	2-in-1 safety rest with metal wool brass and sponge
	T005 29 222 99	WTP 90	Soldering iron 90 W, 24 V with Power Response Heating Technology
	T005 34 346 99	WT 1	Power unit with 1 channel, 90 W
	T005 44 851 99	XNT A	Soldering tip chisel 1,6 x 0,4 mm
	T005 87 687 26	Tip Changing Tool for WTP 90 soldering tips	Tip Changing Tool for changing straight XNT series tips on WTP/ WXP 90 iron

WT 1012 Set

Power unit, 1 channel digital 90 W

90 W (95 W) WT compatible

Order No. T005 34 406 99

- Power unit, 1 channel with soldering iron WSP 80 and safety rest WSR 201
- WSP 80 soldering iron for all standard soldering applications. Tip family: LT



Scope of supply	Order No.	Model	Description
	T005 15 175 99	WSR 201	2-in-1 safety rest with metal wool brass and sponge
	T005 29 161 99N	WSP 80	Soldering iron 80 W, 24 V with Silver-Line Heating Technology
	T005 34 346 99	WT 1	Power unit with 1 channel, 90 W
	T005 44 405 99	LT B	Soldering tip, chisel, Ø 2,4 x 0,8 mm

WT 1013 Set

Power unit with 1 channel, digital 90 W

90 W (95 W) WT compatible

Order No. T005 34 416 99

- Power unit, 1 channel with soldering iron WP 80 and safety rest WSR 201
- WP 80: Soldering iron for all standard applications with short tip-to-grip design. Tip family LT



Scope of supply	Order No.	Model	Description
	T005 15 175 99	WSR 201	2-in-1 safety rest with metal wool brass and sponge
	T005 29 180 99N	WP 80	Soldering iron 80 W, 24 V with Silver-Line Heating Technology
	T005 34 346 99	WT 1	Power unit with 1 channel, 90 W
	T005 44 405 99	LT B	Soldering tip, chisel, Ø 2,4 x 0,8 mm

WT 1014 Set

Power unit, 1 channel digital 90 W

90 W (95 W) WT compatible

Order No. T005 34 426 99

- Power unit, 1 channel with soldering iron WSP 80 Robust and safety rest WSR 201
- WSP 80 Robust soldering iron for all standard applications, robust version



Scope of supply	Order No.	Model	Description
	T005 15 175 99	WSR 201	2-in-1 safety rest with metal wool brass and sponge
	T005 29 172 99N	WSP 80 Robust	Soldering iron robust 80 W, 24 V with Silver-Line Heating Technology
	T005 34 346 99	WT 1	Power unit with 1 channel, 90 W
	T005 44 405 99	LT B	Soldering tip, chisel, Ø 2,4 x 0,8 mm

WTHA 1 Hot-Air station

MORE THAN JUST A LOT OF HOT AIR.

One compact, easy-operating station with a smart controller. Temperature-adjustable for diverse rework applications, assuring fast, safe performance.



TECHNICAL DATA

Channels	1
Dimensions W x D x H (inch)	8,35 x 6,77 x 4,80 Inch
Dimensions W x D x H (mm)	212 x 172 x 122 mm
Weight (ca) in kg	1,95 kg
Voltage	230 V
Heating output	900 W
Protection class	I
Fuse	T 4A
Temperature range (depends on tool) °C	50 - 600
Temperature range (depends on tool) °F	100 - 1000
Temperature accuracy °C	± 30
Temperature accuracy °F	± 54
Temperature accuracy hot air °C	± 30
Temperature accuracy hot air °F	± 54
Equipotential balance	
Interface	-
ESD-safe	✓
Max. air flow rate l/min (depends on tool)	50
Control accuracy	± 30°C (± 54°F)
Capacity l/min	5 - 60 l / 20°C 5 - 110 l / 300°C
Compressed air connection	
Equipotential bonding	-
Display	Graphical backlit LC-Display



Front-mounted main switch

The front-mounted main switch ensures easy access at all times.



Multi-function LCD screen

Unique LC display with a detailed overview of all functions. Adjustable background illumination. Power bar graph allows visual monitoring of the output power from the station to the hot air pencil.



New menu button

Provides ultimate user friendly access to and navigation in the menu structure.



Stackable units

The WT 1 / WT 1H soldering stations can be stacked on the WTHA 1 hot air station, or on each other, saving space on the workbench.



5 Pre-sets / temperature profile

Up to 5 pre-sets are available to define volume, temperature and time settings. With the profile mode activated, the pre-sets can be run in a selected sequential order.

WTHA 1 Set

Hot air station 900 W

900 W | WT compatible | LOW SOUND LEVEL 56 db (A)

Order No. T005 31 736 99



- 900 W Hot air station for simple repair and heating tasks
- Modern and intuitive operational concept thanks to clear menu structure
- Reduced footprint thanks to stackability
- Electronical controlled temperature
- Acurate adjustment of hot air through bruschless turbine
- Up to 5 pre-sets which can be automatically run in a profile
- Housing cover useable as storage
- Unit inkl. safety rest and fixed hot air iron

WD 1M Soldering station

ENERGY EFFICIENCY MEETS SENSITIVITY

1 channel WD soldering station is userfriendly due to the large LC display. 2 special menues for individual settings, e.g. stand-by mode, lock function and many more.



TECHNICAL DATA

Channels	1
Dimensions W x D x H (inch)	5,31 x 4,29 x 5,87
Dimensions W x D x H (mm)	135 x 109 x 149
Weight (ca) in kg	2.88
Voltage	230 V
Heating output	150 W (160 W)
Protection class	I
Fuse	T800mA
Temperature range (depends on tool) °C	50 - 450
Temperature range (depends on tool) °F	150 - 850
Temperature accuracy °C	±9
Temperature accuracy °F	±17
Temperature stability °C	±2
Temperature stability °F	±4
Equipotential balance	✓
USB interface	✓
ESD-safe	✓
Intelligent tool detection	
Display	LCD
Equipotential bonding	Via 3,5 mm pawl socket on back of device (normal state hard grounded)

WD 1M

Power Unit 150 W

150W (160W) WT compatible

Order No. T005 34 156 99

- Power unit, 1 channel, digital 150 W / 230 V
- For micro soldering iron WMRP and micro tweezers WMRT



WTCP 51 Magnastat station



TECHNICAL DATA

Channels	1
Dimensions W x D x H (inch)	6,69 x 4,65 x 4,02
Dimensions W x D x H (mm)	170 x 118 x 102
Weight (ca) in kg	1.46
Voltage	230 V
Heating output	50 W
Protection class	I
Fuse	T315mA
Temperature range (depends on tool) °C	260 - 480 °C
Temperature range (depends on tool) °F	500 - 900 °F
Interface	No
ESD-safe	✓
Control	2-level controller with temperature sensor

WTCP 51 Set

Soldering station, 1 channel, 50 W

50 W Magnastat

Order No. T005 32 206 99

- Power unit, 1 channel with soldering iron TCPS



Scope of supply

Order No.	Model	Description
T005 15 020 99	KH 20	Safety Rest for FE 75, TCPS, W 101, LR 21
T005 32 105 99	TCPS	Magnastat Soldering iron 50 W
T005 32 249 9	P 51	Power unit switchable, 50 W, 120 V / 240 V with US plug
T005 44 415 99	LT M	Soldering tip, chisel tip long, Ø 3,2 mm

WSM 1C Mobile soldering

THE FIRST POFESSIONAL SOLDERING STATION WITH RECHARGEABLE BATTERIES

"Just the thing" for users who need a small but professional tool for use in remote locations. Perfect for labs and productions.



TECHNICAL DATA

Channels	1
Dimensions W x D x H (inch)	5,39 x 4,33 x 2,17 Inch
Dimensions W x D x H (mm)	137 x 110 x 55
Weight (ca) in kg	0.41
Voltage	100-240 V AC / 12 V DC
Heating output	50 W
Protection class	III
Fuse	T5A
Temperature range (depends on tool) °C	100 - 400
Temperature range (depends on tool) °F	210 - 750
Temperature accuracy °C	± 9
Temperature accuracy °F	± 17
Temperature stability °C	± 5
Temperature stability °F	± 9
Interface	
ESD-safe	✓
Display	Touch-Sensor-Technology

Kfz Adapter

Car adapter for recharge via 12 V board net.

Order No. T005 87 518 80



WSM 1C

WSM 1C - Rechargeable soldering station with micro soldering iron WMRP and soldering tip RT 3, chisel 1,3 mm and safety rest KH 17 with dry cleaner

50 W

Order No. T005 32 936 99N

- Solution for service technician
- 50 W
- Recharged in 20 minutes.



Scope of supply

Order No.	Model	Description
	WSM 1C Unit	Rechargeable soldering station
T005 15 166 99	KH 17	Safety Rest for WSM 1/1C soldering iron.
T005 29 171 99	WMRP	Micro soldering iron WMRP 40 W, 12 V (hand piece without tips) with Active-Tip Heating Technology
T005 44 603 99	RT 3	Standard soldering tip, chisel 1,3 x 0,4 mm

BGA / QFP
Repair systems

HIGHEST PRECISION



Weller provides efficient coverage for the entire reworking process with its repair and rework systems: Desoldering, pad cleaning, positioning and soldering in. Thanks to state-of-the-art camera technology, even small components can be manually positioned and repaired—with the greatest precision and absolute reliability along with optimum process control.





Ion trap

An ion trap provides hot air free of charge carriers.



Hot air pencils

The powerful, ergonomic hot-air pencils enable precise and efficient work. The extensive range of nozzles for these tools make them suitable for extensive application areas.



Optimum precision

The state-of-the-art technology in Weller heat guns provides optimum precision when soldering and desoldering SMD assemblies. This take advantage of Weller's patented nozzle technology.





Heating from above: selective and sensitive

The hot gas heater with patented nozzle system coupled with digital control electronics for temperature monitoring and regulation of the air flow rate facilitates the finely metered supply of heat to the components. A temperature sensor placed directly in the hot gas nozzle prevents thermal overload of the component and efficiently regulates the top heater, providing maximum process control.



Infra-red bottom heating

Consistently powerful preheating of the entire assembly with four individually connectible heating zones in accordance with current standards.



Monitoring software

The monitoring software determines temperature profiles and facilitates definition of the optimal soldering process.

WHA Hot-Air Station

THE VERSATILE SYSTEM FOR REPAIR AND REWORK OF FINE PITCH AND BGA COMPONENTS.

Performs demanding repair tasks on circuit boards with complex fine-pitch surface mounted components. The advanced control technology coupled with user-friendly operation, guarantees precision of repair productivity and quality.



TECHNICAL DATA

Channels	1
Dimensions W x D x H (inch)	10,63 x 9,45 x 4,02 Inch
Dimensions W x D x H (mm)	240 x 270 x 101 mm (9,44 x 10,63 x 3,97 inch)
Weight (ca) in kg	14,0 kg
Voltage	230 V
Heating output	700 W
Protection class	1 (control unit and hand piece hard grounded)
Fuse	T3, 15A
Temperature range (depends on tool) °C	50 - 550
Temperature range (depends on tool) °F	150 - 999
Temperature accuracy °C	± 30
Temperature accuracy °F	± 54
Equipotential balance	
Interface	Seriell
ESD-safe	✓
Max. air flow rate l/min (depends on tool)	50
Air consumption l/min	5 - 100
Vacuum	-0,6 bar
Compressed air connection	400 - 600 kPa
Display	
Operation mode	N.A.
Additional vacuum channel	Ja

WHA 3000V Set

Hot-air station 700 W, 230 V

700 W

Order No. T005 33 366 99N

- With integrated vacuum
- 700 W Hot-air station
- For compressed air or inert gas



Scope of supply

Order No.	Model	Description
	WHA 3000 Unit	Hot-air station 700 W
T005 15 043 99	AKT 30	Safety Rest with Stop+Go function for HAP 3000 hot-air iron
T005 15 049 99N	WHA 3000V / 3000P Düsenwech-selwerkzeug	Nozzle Change Tool WHA 3000V and WHA 3000P
T005 87 507 21	NQ30	NQ 30 Hot-air nozzle 17,5 x 23,5mm, four sides heated (Type NQ)
T005 87 577 70	WHA 3000V / 3000P Fußschalter	Foot switch 2-stages for WHA 3000V and WHA 3000P

WHA 3000VS Set

Hot Air Rework Set with PCB Holder and Preheat Plate for Compressed Air or Inert Gas Operation

700 W WT compatible

Order No. T005 33 596 99N

- 700 W
- For use with inert gas



Scope of supply	Order No.	Model	Description
	T005 33 165 99	WBHS PCB board holder with stand	PCB board holder with stand for WHA 3000P + WHA 3000V
	T005 33 366 99N	WHA 3000V Set	Hot-air station 700 W, 230 V
	T005 33 386 99	WHP 3000 Infrared preheating plate	Infrared preheating plate 600 W with Easy Fix board holder

WHA 3000PS Set

Hot air station set WHA 3000PS, 700 W

700 W WT compatible

Order No. T005 33 556 99N

- 700 W
- Integrated turbine
- Set with Infrared preheating plate and circuit board holder



Scope of supply	Order No.	Model	Description
	T005 33 165 99	WBHS PCB board holder with stand	PCB board holder with stand for WHA 3000P + WHA 3000V
	T005 33 346 99	WHA 3000P Set	Hot air station 700 W / 230 V
	T005 33 386 99	WHP 3000 Infrared preheating plate	Infrared preheating plate 600 W with Easy Fix board holder

WQB 4000 Repair system

MAXIMUM PRECISION. MAXIMUM FLEXIBILITY. MAXIMUM USER-FRIENDLINESS.

Weller's WQB 4000 repair and rework station combines a completely new design with state-of-the-art split optic camera technology to provide users with absolute reliability, optimum process control and enhanced ease of use. The system was engineered to bring nely tuned balance of automated technology for component pick-up and positioning with a semi-automated rework cycle.



TECHNICAL DATA

Dimensions W x D x H (inch)	24,8 x 24,8 x 25,6 (static)
Dimensions W x D x H (mm)	692 x 580 x 680 (static)
Voltage	230 V / 50-60 Hz
Heating output	2300 W
Protection class	1
Temperature accuracy °C	
Temperature accuracy °F	
Air consumption l/min	60 - 100
Compressed air connection	
Nominal power top heater (W)	700
Heating plate	
Air volume hot air	
Noise level (distance 1 m) dB(A)	< 69
Size (mm)	
ESD-safe	✓
Workspace L x B x H (mm)	Dynamisch: 1030 x 580 x 680
Workspace L x B x H (Inch)	43, 3 x 25, 6 x 26, 8
Optical placement system	Splitoptik
Optical placement	✓
Recommended component size (mm)	4, 5 x 4, 5 - 50 x 50
Weight (ca) in kg	40

WQB 4000SOPS

BGA/SMT Rework system 2300 W / 230 V

2300 W | LOW SOUND LEVEL < 69 db (A)

Order No. T005 33 706 99

- 2300 W / 230 V
- BGA / SMT Rework system
- For component placement with placing system camera support



Scope of supply

Order No.	Model	Description
T005 87 137 98	Vacuum insert Ø 10 mm	Vacuum insert Ø 10 mm
T005 87 137 99	Vacuum insert Ø 4, 5 mm	Vacuum insert Ø 4,5 mm
T005 87 549 70	NQ adapter	NQ adapter only for WQB 2000/3000/4000
T005 87 557 82	Thermocou-ple Type K, Ø 0, 1 mm	Thermoelement Type K, Ø 0,1 mm

WTQB 1000 Repair system

PRECISE. FLEXIBLE. ONE-OF-A-KIND.

The WTQB 1000 SMD rework system provides complete rework process steps: desoldering, pad-cleaning, positioning and soldering. Thanks to an integrated camera, even the smallest parts can be manually placed and repaired with highest precision.



TECHNICAL DATA

Dimensions W x D x H (inch)	25,98 x 14,17 x 15,35
Dimensions W x D x H (mm)	660 x 360 x 390
Voltage	230 V / 50 Hz
Heating output	
Protection class	1
Air consumption l/min	35 - 85
Compressed air connection	Air hose 6 mm (0,24")
Nominal power top heater (W)	300
Heating plate	
Air volume hot air	2 - 35 l/min
Noise level (distance 1 m) dB(A)	58 - 62
Size (mm)	
ESD-safe	✓
Workspace L x B x H (mm)	800 x 500 x 400
Workspace L x B x H (Inch)	31, 5 x 19, 7 x 15, 7
Optical placement system	Optical positioning frame
Optical placement system	✓
Recommended component size (mm)	1 x 1 - 42 x 42
Weight (ca) in kg	22

WTQB 1000 Rework Station

SMD Rework System

LOW SOUND LEVEL 58 - 62 db (A)

Order No. T005 33 886 99

- Enables the user to easily and efficiently perform desoldering, pad-cleaning, positioning and soldering
- Camera supported positioning system enables high-precision work even on very small components
- Component size in mm: 1 x 1 - max. 42 x 42
- Full rework cycle capability meets highest repeatability and reproducibility of results
- No optical calibration needed
- Complete tools portfolio and exceptionally wide portfolio of accessories available



Soldering iron and safety rest

THE PERFECT DUO FOR ALL SOLDERING APPLICATIONS

Weller soldering irons and safety rests are perfectly matched to guarantee optimum performance of the tools. The safe option for putting down the soldering iron protects against damage and increases the service life of the tools.

The Stop + Go safety rests and integrated sensors in the soldering irons provide for high energy savings. Weller soldering irons and safety rests—the perfect duo for optimum soldering results in the modern manufacturing industry and its diverse requirements.



PERFECT SOLDER JOINTS



Versatile

The ergonomic design and outstanding performance capacity of Weller soldering irons makes them versatile and able to be used for everything from the smallest soldering points to work with high heat requirements.



Precise

Weller soldering irons provide the highest precision with the shortest warm-up time.

Active-tip technology

RT RTW

Jobs with high heat requirements which standard tools cannot handle, for example micro soldering work under a microscope.

LT Silver-line technology

LT

For universal applications in which tip prices play a big role: LT tips are the most cost-effective in the whole product line

Response technology

XT XHT

Soldering SMD components for small solder pads with increased heat demand.

XNT THM

Soldering SMD components for small solder pads with increased heat requirements.

EASY-TO-USE



SAFE



Efficient

Quick and easy tip change without any extra tools.



2-in-1 WSR safety rest

The soldering iron holder can be rotated 180°. The user can choose between wet and dry tip cleaning.

Weller **HEATING TECHNOLOGIES**

CONCENTRATED POWER AT THE TIP.



Weller

Weller®

3 STEPS TO THE PERFECT TOOL!

Weller #toolselector

Find the right iron on the web:
Weller toolselector

DO I HAVE THE RIGHT TOOL FOR MY APPLICATION?

Weller #applicationfinder

Find the right technology on the web:
Weller Application Finder

Weller® TECHNOLOGY OVERVIEW

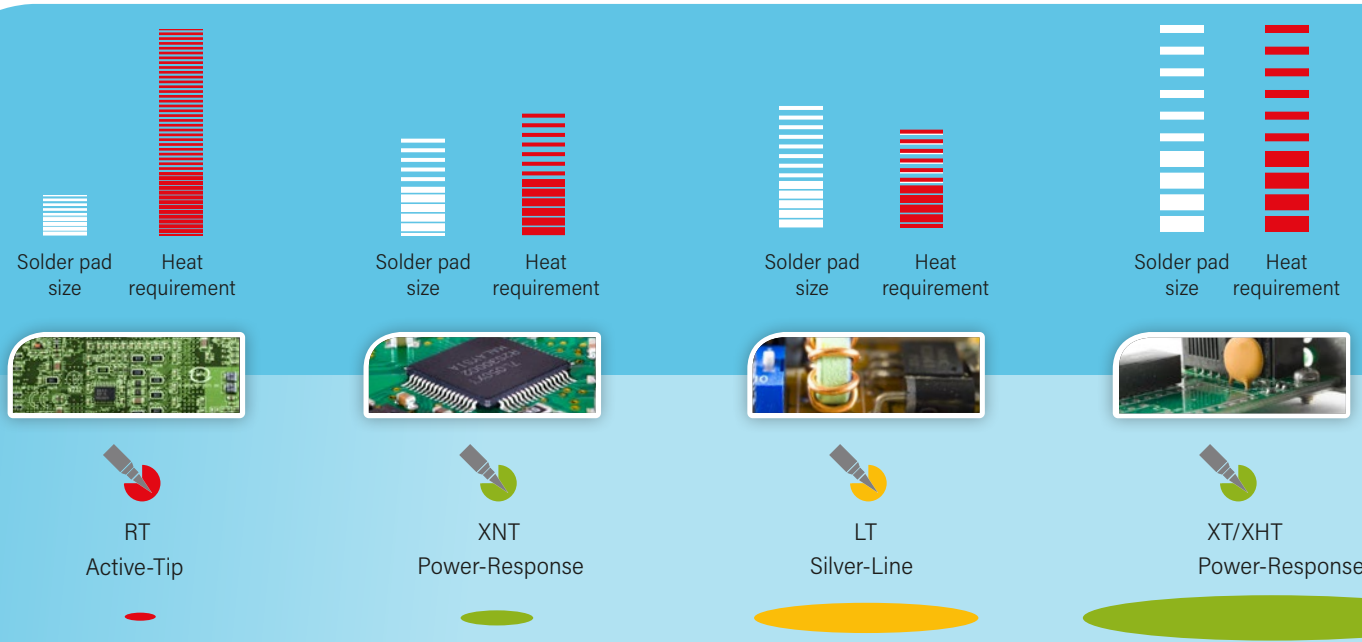

Soldering Irons
PERFORMANCE LINE

WXP 65 Set

Soldering iron WXP 65 with safety rest

65 W | WX compatible | TRACEability qualified | Power Response | XNT

Order No. T005 29 212 99



- 65 W, 24 V
- Small fast soldering iron with 65 W for WX stations. Qualified for fine solder jobs with high heating demand.
- Cable 1,6 m

Scope of supply	Order No.	Model	Description
	T005 15 121 99	WDH 10	Safety rest with Stop+Go function and dry cleaner
	T005 29 211 99N	WXP 65	Soldering iron 65 W, 24 V with Power-Response Heating Technology
	T005 44 851 99	XNT A	Soldering tip chisel 1,6 x 0,4 mm

Accessories	Order No.	Model	Description
	T005 87 657 58	Barrel for WP 65 and WXP 65	Barrel for WP 65 and WXP 65
	T005 87 657 67N	Barrel for bent for WXP 65 and WP 65	Barrel for bent for WXP 65 and WP 65

WXP 80 Set

Soldering iron 80 W, 24 V with Silver-Line Heating Technology

80 W | WX compatible | TRACEability qualified | Silver Line | LT

Order No. T005 29 209 99N



- 80 W, 24V
- Short recovery time
- Slim Design
- For universal solder joints

Scope of supply	Order No.	Model	Description
	T005 15 121 99	WDH 10	Safety rest with Stop+Go function and dry cleaner
	T005 29 208 99N	WXP 80	Soldering iron 80 W, 24 V with Silver-Line Heating Technology
	T005 44 405 99	LT B	Soldering tip, chisel, Ø 2,4 x 0,8 mm

WXP 120 Set

Soldering iron Set WXP 120 with safety rest

120 W | WX compatible | TRACEability qualified | Power Response | XT

Order No. T005 29 202 99



- 120 W, 24 V
- Allrounder with 120 watts. For soldering applications from small to large components with high temperature demand.

Scope of supply	Order No.	Model	Description
	T005 15 121 99	WDH 10	Safety rest with Stop+Go function and dry cleaner
	T005 29 201 99N	WXP 120	Soldering iron 120 W, 24 V with Power-Response Heating Technology
	T005 44 704 99	XT B	Soldering tip chisel Ø 2,4 mm

Accessories	Order No.	Model	Description
	T005 29 214 99	FE attachement with tube WXP 65, WXP 120	FE attachement with tube Ø 6,5 mm for WXP 65/ WP 65 and WXP 120/WP 120 soldering irons
	T005 87 657 11	Barrel WXP 120	Barrel for WXP 120
	T005 87 657 66N	Barrel for bent WXP 120	Barrel for bent for WXP 120

WXP 120 Solar

Soldering iron WXP 120 with 2,5 m connection cable, without safety rest

120 W | WX compatible | TRACEability qualified | Power Response | XT



Order No. T005 29 210 99N

- 120 W, 24 V
- For solar modules
- 2,5 m connection cable

Scope of supply	Order No.	Model	Description
	T005 29 201 99N	WXP 120	Soldering iron 120 W, 24 V with Power-Response Heating Technology
	T005 44 730 99	XT DDH45	Soldering tip, sloped 45°, Ø 4 mm

Accessories	Order No.	Model	Description
	T005 87 657 11	Barrel WXP 120	Barrel for WXP 120
	T005 87 657 66N	Barrel for bent WXP 120	Barrel for bent for WXP 120

WXP 200 Set

Soldering iron WXP 200 with safety rest

200 W | WX compatible | TRACEability qualified | Power Response | XHT



Order No. T005 29 206 99

- 200 W, 24 V
- High Power soldering iron compatible to the WX stations. Ideal for applications with a high temperature demand e.g. LED backpanels or HF shieldings.

Scope of supply	Order No.	Model	Description
	T005 15 158 99	WDH 31	Safety rest with dry cleaner for WP 200 and WXP 200 soldering iron
	T005 29 205 99	WXP 200	Soldering iron 200 W, 24 V with Power-Response Heating Technology
	T005 44 801 99	XHT D	Soldering tip, chisel, 5,0 x 1,2 mm

Accessories	Order No.	Model	Description
	T005 87 637 25	Barrel WP/WXP 200	Barrel for WP 200 and WXP 200

WXMP Set

Micro soldering iron WXMP with safety rest

40 W (55 W RT 11) | WX compatible | TRACEability qualified | Active Tip | RT

Order No. T005 29 204 99

- 40 W, 12 V (55 W - RT 11)
- For WX stations
- Fine slim soldering iron. Ideal for microscope work.
- High performance by integrated active soldering tip.



Scope of supply	Order No.	Model	Description
	T005 15 171 99	WDH 51	Safety rest with dry cleaner for WXMP Micro soldering iron
	T005 29 203 99	WXMP	Micro soldering iron WXMP 40 W, 12 V (hand piece without tips) with Active-Tip Heating Technology
	T005 44 603 99	RT 3	Standard soldering tip, chisel 1,3 x 0,4 mm

WXMP MS Set

Micro soldering iron WXMP MS with safety rest

40 W (55 W RT 11MS) | WX compatible | TRACEability qualified | Active Tip | RT

Order No. T005 29 217 99

- Military Standard
- Fine slim soldering iron. Ideal for microscope work.
- High performance by integrated active soldering tip.



Scope of supply	Order No.	Model	Description
	T005 15 171 99	WDH 51	Safety rest with dry cleaner for WXMP Micro soldering iron
	T005 29 213 99	WXMP MS	Micro soldering iron WXMP MS 40 W, 12 V (hand piece without tips) with Active-Tip Heating Technology
	T005 44 616 99	RT 3MS	Soldering tip, chisel 1,3 x 0,4 mm

WXMT Set

Micro desoldering tweezers WXMT with safety rest

80 W (2 x 40 W) WX compatible TRACEability qualified Active Tip RTW

Order No. T005 13 178 99

- 2 x 40 W, 12 V
- Slim tweezers. Ideal for soldering and desoldering of very small SMD components.



Scope of supply	Order No.	Model	Description
		WXMT Handle	Micro desoldering hand piece
	T005 15 169 99	WDH 60	Safety rest with dry cleaner for WXMT Micro desoldering tweezers
	T005 44 652 99	RTW 2, 45°	Soldering tip set 0,7 x 0,4 mm, 45°

WXMT MS Set

Micro desoldering tweezers 2 x 40 W, 12 V (hand piece without tips) with Active-Tip Heating Technology.

80 W (2 x 40 W) WX compatible TRACEability qualified Active Tip RTW

Order No. T005 13 203 99

- 80 W (2 x 40 W), 12 V
- Handle with RTW 2 MS tip
- Active tip heating technology
- Military Standard



Scope of supply	Order No.	Model	Description
		WXMT Handle	Micro desoldering hand piece
	T005 13 179 99N	WXMT MS	Micro desoldering tweezers 2 x 40 W, 12 V (hand piece without tips) with Active-Tip Heating Technology
	T005 15 169 99	WDH 60	Safety rest with dry cleaner for WXMT Micro desoldering tweezers

Desoldering Irons
PERFORMANCE LINE

WXDP 120 Set

Desoldering iron set for horizontal applications, with safety rest

120 W | WX compatible | TRACEability qualified | XDS

Order No. T005 13 202 99



- 120 W, 24 V High power desoldering iron
- Heat up time 35 sec only Set-back function
- Push and pull technology: cartridge change with one hand possible
- Programmable, intelligent WX desoldering iron

Scope of supply	Order No.	Model	Description
	T005 13 201 99N	WXDP 120	Desoldering iron 120 W, 24 V
	T005 13 252 99	XDS 3	Desoldering nozzle Inside Ø 1,0 mm Outside Ø 2,3 mm Nozzle length 10,5 mm
	T005 13 254 99	XDS 5	Desoldering nozzle Inside Ø 1,8 mm Outside Ø 3,3 mm Nozzle length 10,5 mm
	T005 15 172 99	WDH 70	Safety rest with brass cleaning wool WXDP 120 desoldering iron
	T005 87 658 01	PDN	PDN Pliers for changing nozzles.

Accessories	Order No.	Model	Description
	T005 87 657 73	Maintenance set for WXDP/DSX 120	Maintenance set for WXDP 120 and DSX 120

WXDP 120 Robust

Desoldering iron robust for horizontal applications, without safety rest

120 W | WX compatible | TRACEability qualified | XDS



Order No. T005 13 206 99

- 120 W, 24 V
- Integrated solder-deflector
- Heat up time 35 sec only, set-back function
- With excenter fixture
- Safety rest must be ordered separately.

Scope of supply	Order No.	Model	Description
	T005 13 201 99N	WXDP 120	Desoldering iron 120 W, 24 V
	T005 13 250 99	XDS 1	Desoldering nozzle Inside Ø 1, 4 mm Outside Ø 2, 5 mm Nozzle length 10, 5 mm
	T005 87 657 72	Conus cleaner for WXDP/WXDV 120 & DSX 120	Conus cleaner for WXDP 120 / WXDV 120 / DSX 120

Accessories	Order No.	Model	Description
	T005 87 657 73	Maintenance set for WXDP/DSX 120	Maintenance set for WXDP 120 and DSX 120
	T005 87 658 01	PDN	PDN Pliers for changing nozzles.

WXDV 120 Set

Desoldering iron set for vertical applications, with safety rest

120 W | WX compatible | TRACEability qualified | XDS

Order No. T005 13 205 99



- 120 W, 24 V
- Temperature range 100°C - 450°C
- Heat-up time ca. 35 sec. (100 - 350°C)
- Setback capable
- Blue LED indication light
- Integrated tin collector
- Internal parameter storage (Zero Tolerance)

Scope of supply	Order No.	Model	Description
	T005 13 204 99	WXDV 120	Desoldering iron 120 W, 24 V
	T005 13 252 99	XDS 3	Desoldering nozzle Inside Ø 1,0 mm Outside Ø 2,3 mm Nozzle length 10,5 mm
	T005 13 254 99	XDS 5	Desoldering nozzle Inside Ø 1,8 mm Outside Ø 3,3 mm Nozzle length 10,5 mm
	T005 15 153 99	WDH 40	Safety rest with dry cleaner for DXV 80 and WXDV 120 desoldering iron
	T005 87 418 19	0058741819	Filter cartridge for WXDV 120 (5 pieces)
	T005 87 657 72	Conus cleaner for WXDP/WXDV 120 & DSX 120	Conus cleaner for WXDP 120 / WXDV 120 / DSX 120
	T005 87 657 73	Maintenance set for WXDP/DSX 120	Maintenance set for WXDP 120 and DSX 120
	T005 87 658 01	PDN	PDN Pliers for changing nozzles.

Hot Air Irons
PERFORMANCE LINE

WXHAP 200 Set

Hot air soldering iron set with safety rest

200 W | WX compatible | TRACEability qualified | R

Order No. T005 27 120 99

- 200 W, 24 V
- Temperature range 50°C to 550°C
- Blue LED light
- Internal Parameter storage (zero tolerance)
- Hot air flow ionic free



Scope of supply	Order No.	Model	Description
	T005 15 152 99	WDH 30	Safety rest with dry cleaner
	T005 27 119 99N	WXHAP 200	Hot air iron 200 W, 24 V with hot air nozzle R 06 round Ø 3,0 mm
	T005 87 278 21	R04	R 04 Hot Air Nozzle Round, Ø 1,2 mm, for HAP 1 and HAP 200
	T005 87 278 22	R06	R06 Round Nozzle for HAP 1 and HAP 200

Soldering Iron
TECHNOLOGY LINE

WP 65 Set

Set Soldering iron WP 65 with safety rest

65 W | WT compatible | Power Response | XNT

Order No. T005 29 216 99

- 65 W, 24 V
- Small fast soldering iron with 65 W. Qualified for fine solder jobs with high heating demand.



Scope of supply	Order No.	Model	Description
	T005 15 121 99	WDH 10	Safety rest with Stop+Go function and dry cleaner
	T005 29 215 99N	WP 65	Soldering iron 65 W, 24 V with Power-Response Heating Technology
	T005 44 851 99	XNT A	Soldering tip chisel 1,6 x 0,4 mm

Accessories	Order No.	Model	Description
	T005 87 657 58	Barrel for WP 65 and WXP 65	Barrel for WP 65 and WXP 65
	T005 87 657 67N	Barrel for bent for WXP 65 and WP 65	Barrel for bent for WXP 65 and WP 65

WP 80 Set

Soldering iron WP 80 with safety rest

80 W | WT compatible | Silver Line | LT

Order No. T005 29 181 99N



- 80 W, 24 V
- Soldering iron WP 80 with short tip-to-grip design.
- Comfortable safety rest with 4 step varying inclination

Scope of supply	Order No.	Model	Description
	T005 15 121 99	WDH 10	Safety rest with Stop+Go function and dry cleaner
	T005 29 180 99N	WP 80	Soldering iron 80 W, 24 V with Silver-Line Heating Technology
	T005 44 405 99	LT B	Soldering tip, chisel, Ø 2,4 x 0,8 mm

Accessories	Order No.	Model	Description
	T005 87 448 45	Barrel short for WP 80, spare part	Barrel short (40 mm) for WP 80, spare part, (standard for WP 80)
	T005 87 448 46	Barrel long for WP 80, spare part	Barrel long (55 mm) for WP 80, spare part

WP 120 Set

Soldering iron WP 120 with safety rest

120 W | WT compatible | Power Response | XT

Order No. T005 29 194 99N



- 120 W, 24 V
- Allrounder with 120 watts. For soldering applications from small to large components with high temperature demand.

Scope of supply	Order No.	Model	Description
	T005 15 161 99	WDH 10T	Safety rest with Stop+Go function and dry cleaner for WP 65, WP 80 and WP 120 soldering iron
	T005 29 193 99N	WP 120	Soldering iron 120 W, 24 V with Power-Response Heating Technology
	T005 44 704 99	XT B	Soldering tip chisel Ø 2,4 mm

Accessories	Order No.	Model	Description
	T005 87 637 09	Barrel for WP 120	Barrel for WP 120
	T005 87 658 02N	Barrel for bent for WP 120	Barrel for bent for WP 120

WP 120 Solar

Soldering iron WP 120 with safety rest, with 2,5 m connection cable

120 W | WT compatible | Power Response | XT

Order No. T005 29 207 99N



- 120 W, 24 V
- For solar modules
- 2,5 m connection cable
- The safety rest must be ordered separately .

Scope of supply	Order No.	Model	Description
	T005 29 207 99N	WP 120 Solar	Soldering iron WP 120 with safety rest, with 2,5 m connection cable
	T005 44 730 99	XT DDH45	Soldering tip, sloped 45°, Ø 4 mm

Accessories	Order No.	Model	Description
	T005 29 207 99N	WP 120 Solar	Soldering iron WP 120 with safety rest, with 2,5 m connection cable
	T005 87 637 43	Barrel for WP 120 Solar	Barrel for WP 120 Solar

WP 200 Set

Soldering iron WP 200 with safety rest

200 W | WT compatible | Power Response | XHT

Order No. T005 29 200 99N

- 200 W, 24 V
- High Power soldering iron. Ideal for applications with a high temperature demand e.g. LED backpanels or HF shieldings.



Scope of supply	Order No.	Model	Description
	T005 15 158 99	WDH 31	Safety rest with dry cleaner for WP 200 and WXP 200 soldering iron
	T005 29 199 99N	WP 200	Soldering iron 200 W, 24 V with Power-Response Heating Technology
	T005 44 801 99	XHT D	Soldering tip, chisel, 5,0 x 1,2 mm

Accessories	Order No.	Model	Description
	T005 87 637 25	Barrel WP/WXP 200	Barrel for WP 200 and WXP 200

WSP 80 Set

Soldering iron WSP 80 with safety rest

80 W | WT compatible | Silver Line | LT

Order No. T005 33 125 99

- 80 W, 24 V
- Fast and precise reach of soldering temperature.
- Slim iron design with short tip-to-grip design
- For all purpose soldering jobs



Scope of supply	Order No.	Model	Description
	T005 15 170 99	KH 18	Safety Rest for WSP 80 soldering iron.
	T005 29 161 99N	WSP 80	Soldering iron 80 W, 24 V with Silver-Line Heating Technology
	T005 44 405 99	LT B	Soldering tip, chisel, Ø 2,4 x 0,8 mm

Accessories	Order No.	Model	Description
	T005 26 098 99	Extension cord	Extension cord 7-wire, 3 m, up to 80 W, for WMP, WSP 80
	T005 87 447 10	Barrel for WSP 80 spare part	Barrel for WSP 80 spare part
	T005 87 448 47N	Barrel for Soldering Irons WSP 80	Barrel for Soldering Irons WSP 80, WP 80IG and WP 120IG

WSP 150 Set

Soldering iron 150 with Savety Rest

150 W | WT compatible | Silver Line | LTH

Order No. T005 29 189 99

- 150 W, 24 V
- Ideal for applications with a high temperature demand



Scope of supply	Order No.	Model	Description
	T005 15 152 99	WDH 30	Safety rest with dry cleaner
	T005 29 170 99	WSP 150	Soldering iron 150 W, 24 V with Silver-Line Heating Technology
	T005 44 450 99	LHT F	Soldering Tip Chisel 9,3 x 1,8 mm

Accessories	Order No.	Model	Description
	T005 87 447 95	Überwurfmutter	Tip Nut for WSP 150

WTP 90 Set

Soldering iron WTP 90 with safety rest

90 W | WT compatible | Power Response | XNT

Order No. T005 29 223 99

- High flexibility thanks to quick changeable heating element and tip
- Very fast and precise reach of soldering temperature
- Slim iron design
- For all purpose soldering jobs
- High mass tips for ambitious solder tasks



Scope of supply	Order No.	Model	Description
	T005 15 174 99	WSR 200	2-in-1 safety rest with metal wool brass and sponge
	T005 29 222 99	WTP 90	Soldering iron 90 W, 24 V with Power Response Heating Technology
	T005 44 851 99	XNT A	Soldering tip chisel 1,6 x 0,4 mm
	T005 87 687 26	Tip Changing Tool for WTP/ WXP 90 soldering tips	Tip Changing Tool for changing straight XNT series tips on WTP/WXP 90 iron

Accessories	Order No.	Model	Description
	T005 87 687 24	Barrel for XNT tips for WTP/WXP 90	Barrel for XNT tips for WTP/WXP 90
	T005 87 687 25	Heating Element WTP/WXP 90	Heating Element WTP/WXP 90
	T005 87 687 65	Barrel for bent XNT tips for WTP/WXP 90	Barrel for bent XNT tips for WTP/WXP 90

WMRP MS

Micro soldering iron WMRP MS 40 W, 12 V (hand piece without tips) with Active-Tip Heating Technology

40 W (55 W RT 11) WT compatible Active Tip RT



Order No. T005 29 192 99

- 40 W, 12 V
- Military Standard
- The safety rest must be ordered separately .

Scope of supply	Order No.	Model	Description
	T005 29 171 99	WMRP	Micro soldering iron WMRP 40 W, 12 V (hand piece without tips) with Active-Tip Heating Technology
	T005 44 616 99	RT 3MS	Soldering tip, chisel 1,3 x 0,4 mm

WMRP Set

Micro soldering iron WMRP with safety rest

40 W (55 W RT 11) WT compatible Active Tip RT



Order No. T005 29 190 99

- 40 W, 12 V
- Fine slim soldering iron. Ideal for microscope work.
- High performance by integrated active soldering tip.

Scope of supply	Order No.	Model	Description
	T005 15 156 99	WDH 50	WDH 50 Safety Rest with Stop+Go Function for WMRP Micro Soldering Pencil with FE-attachment
	T005 29 171 99	WMRP	Micro soldering iron WMRP 40 W, 12 V (hand piece without tips) with Active-Tip Heating Technology
	T005 44 603 99	RT 3	Standard soldering tip, chisel 1,3 x 0,4 mm

Accessories	Order No.	Model	Description
	T005 29 185 99	FE Attachment with tube Ø 4, 5 mm	FE Attachment with tube, Ø 4,5 mm, for WP 80, WSP 80, WMP, WMRP/WXMP, MLR 80
	T005 87 518 16	WMRH	Holder for RT Tips

WMRT MS

Micro desoldering tweezers WMRT MS, without safety rest

80 W (2 x 40 W) WT compatible Active Tip RTW

Order No. T005 13 175 99



- 80 W (2 x 40 W), 12 V
- Military Standard
- Safety rest must be ordered separately.

Scope of supply	Order No.	Model	Description
		WMRT Handle	Micro desoldering hand piece
	T005 44 657 99	RTW 2MS 45°	Soldering tip set, chisel, 0,7 x 0,4 mm, 45°

Accessories	Order No.	Model	Description
	T005 44 657 99	RTW 2MS 45°	Soldering tip set, chisel, 0,7 x 0,4 mm, 45°

WMRT Set

Micro desoldering tweezers WMRT with safety rest

80 W (2 x 40 W) WT compatible Active Tip RTW

Order No. T005 13 173 99



- 80 W (2 x 40 W), 12 V
- For rework station WR 3M
- Slim tweezers. Ideal for soldering and desoldering of very small SMD components.

Scope of supply	Order No.	Model	Description
	T005 13 174 99	WMRT	Micro desoldering tweezers 2 x 40 W, 12 V (hand piece without tips) with Active-Tip Heating Technology
	T005 15 146 99	WMRTH	Safety Rest with Stop + Go function for WMRT
	T005 44 652 99	RTW 2, 45°	Soldering tip set 0,7 x 0,4 mm, 45°

Desoldering Iron
TECHNOLOGY LINE

DSX 80 Set

Desoldering iron set for horizontal applications

80 W | WT compatible | DX

Order No. T005 13 183 99

- 80 W, 24 V
- With external solder collector
- Same working position as usual soldering irons
- With threadless nozzle fixture system



Scope of supply	Order No.	Model	Description
	T005 13 142 99	DX 112	DX 112 Desoldering Nozzle with Threadless Fixture System for DSX 80 and DXV 80
	T005 13 143 99	DX 113	DX 113 Desoldering Nozzle with Threadless Fixture System for DSX 80
	T005 13 190 99	DSX 80	Desoldering iron 80 W, 24 V
	T005 13 500 99	Wartungswerkzeug für DSX/DXV 80	Maintenance set for DSX 80 and DXV 80
	T005 13 603 99N	Dichtung für Glasbehälter (10 Stück)	Gasket for Glastube (10 pcs.)
	T005 15 152 99	WDH 30	Safety rest with dry cleaner

Accessories	Order No.	Model	Description
	T005 13 125 99	FE attachment set	FE Attachment for DS 22, DS 80 and DSX 80 desoldering iron
	T005 13 153 99	Measuring nozzle	DX Measuring Nozzle
	T005 13 604 99	Filter für Glasrohr (10)	Filter for glastube Ø 16,2
	T005 13 790 99	Saugdüsen-Set DX 110 - DX 115	Desoldering Nozzle Set DX110 - DX115 for DSX 80 und DXV 80
	T005 13 824 99	Reinigungswolle (Stahl)	Metal Wool for WDC Dry Cleaner (T005 15 124 99), Replacement (2 Pieces)
	T005 15 124 99	WDC Dry Cleaner	Dry cleaner for soldering tips with brass cleaning wool
	T005 87 067 94	Conus cleaner for DSX 80 / DXV 80	Conus cleaner for DSX 80 / DXV 80

DSX 120

Desoldering iron for horizontal applications

120 W WT compatible XDS

Order No. T005 13 198 99



- 120 W, 24 V
- Heat up time 35 sec only, set-back function
- With excenter fixture
- Safety rest must be ordered separately.

Scope of supply	Order No.	Model	Description
	T005 13 198 99	DSX 120	Desoldering iron for horizontal applications
	T005 13 250 99	XDS 1	Desoldering nozzle Inside Ø 1, 4 mm Outside Ø 2, 5 mm Nozzle length 10, 5 mm
	T005 13 604 99	Filter für Glasrohr (10)	Filter for glastube Ø 16,2
	T005 87 657 72	Conus cleaner for WXDP/WXDV 120 & DSX 120	Conus cleaner for WXDP 120 / WXDV 120 / DSX 120

Accessories	Order No.	Model	Description
	T005 15 152 99	WDH 30	Safety rest with dry cleaner
	T005 87 657 73	Maintenance set for WXDP/DSX 120	Maintenance set for WXDP 120 and DSX 120

DSX 120 Robust

Desoldering iron for horizontal applications, without safety rest

120 W WT compatible XDS

Order No. T005 13 207 99



- 120 W, 24 V
- Integrated solder-deflector
- Heat up time 35 sec only, set-back function
- With excenter fixture
- Safety rest must be ordered separately.
- High power desoldering iron, robust version

Scope of supply	Order No.	Model	Description
	T005 13 198 99	DSX 120	Desoldering iron for horizontal applications
	T005 13 250 99	XDS 1	Desoldering nozzle Inside Ø 1, 4 mm Outside Ø 2, 5 mm Nozzle length 10, 5 mm
	T005 13 604 99	Filter für Glasrohr (10)	Filter for glastube Ø 16,2
	T005 15 152 99	WDH 30	Safety rest with dry cleaner
	T005 87 657 72	Conus cleaner for WXDP/WXDV 120 & DSX 120	Conus cleaner for WXDP 120 / WXDV 120 / DSX 120

Accessories	Order No.	Model	Description
	T005 87 657 73	Maintenance set for WXDP/DSX 120	Maintenance set for WXDP 120 and DSX 120
	T005 87 658 01	PDN	PDN Pliers for changing nozzles.

DXV 80 Set

Inline desoldering iron for vertical applications, with safety rest.

80 W WT compatible DX

Order No. T005 13 182 99



- 80 W, 24 V
- Internal solder reservoir
- For vertical applications
- With threadless nozzle fixture system

Scope of supply	Order No.	Model	Description
	T005 13 142 99	DX 112	DX 112 Desoldering Nozzle with Threadless Fixture System for DSX 80 and DXV 80
	T005 13 143 99	DX 113	DX 113 Desoldering Nozzle with Threadless Fixture System for DSX 80
	T005 13 180 99	DXV 80	Inline desoldering iron 80 W, 24 V
	T005 13 500 99	Wartungswerkzeug für DSX/DXV 80	Maintenance set for DSX 80 and DXV 80
	T005 15 153 99	WDH 40	Safety rest with dry cleaner for DXV 80 and WXDV 120 desoldering iron
	T005 87 067 94	Conus cleaner for DSX 80 / DXV 80	Conus cleaner for DSX 80 / DXV 80
	T005 87 418 15	Filter cartridge	Filter cartridge for DXV 80
	T005 87 418 23	T0058741823	Brush for heating element for DXV 80

Accessories	Order No.	Model	Description
	T005 13 790 99	Saugdüsen-Set DX 110 - DX 115	Desoldering Nozzle Set DX110 - DX115 for DSX 80 und DXV 80

Hot Air Iron
TECHNOLOGY LINE

WTA 50 Set

Soldering tweezer set with safety rest

50 W (2 x 25 W) | WT compatible | Silver Line | WTA

Order No. T005 33 133 99

- Tweezers 50 W, 24 V
- For desoldering of SMD components



Scope of supply	Order No.	Model	Description
	T005 13 171 99	WTA 50	Tweezers 2 x 25 W, 24 V
	T005 15 042 99	AK 51	Safety rest for WTA 50 desoldering tweezers
	T005 44 141 99	WTA 1	Tip Set Bent 45°

Accessories	Order No.	Model	Description
	T005 13 176 99	WTA 50 Einstelllehre	Align device for WTA tips

HAP 1 Set

Hot air iron set with safety rest

100 W | WT compatible | R

Order No. T005 27 118 99

- 100 W, 24 V
- Temperature range 50°C to 550°C
- Hot air flow ionic free
- Activated by finger switch



Scope of supply	Order No.	Model	Description
	T005 15 152 99	WDH 30	Safety rest with dry cleaner
	T005 27 115 99	HAP 1	Hot air iron 100 W, 24 V with hot air nozzle round R 06 Ø 3,0 mm
	T005 87 278 21	R04	R 04 Hot Air Nozzle Round, Ø 1,2 mm, for HAP 1 and HAP 200

HAP 200 Set

Hot air iron set with safety rest

200 W | WT compatible | Silver Line | R

Order No. T005 27 117 99

- 200 W, 24 V
- Temperature range from 50°C - 550°C
- Activated by finger switch



Scope of supply	Order No.	Model	Description
	T005 15 152 99	WDH 30	Safety rest with dry cleaner
	T005 27 116 99	HAP 200	Hot air iron 200 W, 24 V with hot air nozzle R 04 round Ø 1,2 mm
	T005 87 278 21	R04	R 04 Hot Air Nozzle Round, Ø 1,2 mm, for HAP 1 and HAP 200
	T005 87 278 22	R06	R06 Round Nozzle for HAP 1 and HAP 200
	T005 87 617 28	Adapter M6	Adapter M6 for HAP 200

Low Voltage Soldering Iron

LR 21 Set

Soldering iron LR 21 with safety rest

50 W | WT compatible | Silver Line | LT

Order No. T005 29 187 99

- 50 W, 24 V
- For standard soldering applications



Scope of supply	Order No.	Model	Description
	T005 15 152 99	WDH 30	Safety rest with dry cleaner
	T005 25 106 99	LR 21	Soldering iron 50 W, 24 V with LT M soldering tip adapter
	T005 44 415 99	LT M	Soldering tip, chisel tip long, Ø 3,2 mm

Magnastat Soldering Irons

TCP 12

Magnastat Soldering iron 30/40 W

35 W Silver Line Magnastat

Order No. T005 10 053 99



- 30/40 W, 12/14 V
- With adapter PT 7 (370°C) and soldering tip LT M
- 3 m cord with battery clamps e.g. for car battery

Scope of supply	Order No.	Model	Description
		TCP 12 Handle	TCP 12 hand piece
	T005 44 415 99	LT M	Soldering tip, chisel tip long, Ø 3,2 mm
	T005 87 207 87	PT7-LT	PT6-LT-adapter with barell 370°C

TCP 24

Magnastat Soldering iron 50 W, 24 V

50 W Silver Line Magnastat

Order No. T005 10 001 99



- 50 W, 24 V
- With adapter PT 7 (370°C) and soldering tip LT M
- No grounding possible
- 2 wire silicone cord without plug

Scope of supply	Order No.	Model	Description
		TCP 24 Handle	TCP 24 hand piece
	T005 44 415 99	LT M	Soldering tip, chisel tip long, Ø 3,2 mm
	T005 87 207 87	PT7-LT	PT6-LT-adapter with barell 370°C

TCP 42

Magnastat Soldering iron 45 W, 42 V, with adapter PT 7 (370°C) and soldering tip LT M

45 W Silver Line Magnastat

Order No. T005 10 055 71

- 45 W, 24 V
- 2 wire cord (4 m) without plug



Scope of supply	Order No.	Model	Description
		TCP 42 Handle	TCP 42 hand piece
	T005 44 415 99	LT M	Soldering tip, chisel tip long, Ø 3,2 mm
	T005 87 207 87	PT7-LT	PT6-LT-adapter with barell 370°C

TCPS

Magnastat Soldering iron 50 W

50 W Silver Line Magnastat

Order No. T005 32 105 99

- 50 W, 24 V
- With adapter PT 7 (370°C) and soldering tip LT M
- 3 wire silicone cord and plug for Weller WTCP 51 Magnastat soldering station
- Hard grounded



Scope of supply	Order No.	Model	Description
		TCPS Handle	TCPS hand piece
	T005 44 415 99	LT M	Soldering tip, chisel tip long, Ø 3,2 mm
	T005 87 207 87	PT7-LT	PT6-LT-adapter with barell 370°C

Line Voltage Soldering Iron

W 61

Line voltage soldering Iron 60 W

60 W Magnastat

Order No. T005 61 036 99N

- 60 W, 230 V
- Magnastat controlled



Scope of supply	Order No.	Model	Description
		W 61 Handle	W 61 hand piece
	4CT5B7- 1	CT5 B7	Soldering Tip Chisel 370°C

W 101

Line voltage soldering iron 100 W

100 W Magnastat

Order No. T005 61 046 99N

- 100 W, 230 V
- Complete with soldering tip CT6 E7 and safety rest
- Magnastat controlled



Scope of supply	Order No.	Model	Description
		W 101 Handle	W 101 hand piece
	4CT6E7- 1	CT6 E7	Soldering Tip Chisel 370°C

W 201

Line voltage soldering iron 200 W

200 W Magnastat



Order No. T005 61 056 99N

- 200 W, 230 V
- Complete with soldering tip CT2 F7 and safety rest
- Magnastat controlled

Scope of supply	Order No.	Model	Description
	T005 42 417 99N	CT2 F7	Soldering Tip Chisel 370°C

W 101SP

Line voltage soldering iron 100 W, 230 V, Magnastat controlled with welding wedge (260°C–295°C)

100 W



Order No. T005 61 096 99N

- 100 W, 230 V
- Complete with welding wedge Teflon coated 50 x 40 x 4 mm, twist lock and safety rest

Scope of supply	Order No.	Model	Description
		W 101SP Handle	W 101SP hand piece
	T005 11 767 99N	W 101SP Schweißspiegel	Welding Wedge Teflon Coated, 50 x 40 x 4 mm (260°C–295°C) with Twist Lock for W 101SP

SPI 16

Line voltage soldering iron unregulated 15 W, 230 V

15 W



Order No. T005 64 005 99N

- 15 W, 230 V
- Heating up time approx. 180 sec.
- Tip temperature approx. 360°C

Scope of supply	Order No.	Model	Description
		SPI 16 Handle	SPI 16 hand piece
	4SPI152 12 -1	SPI15 212	Soldering Tip Chisel, 1,2 mm for SPI 16

SPI 27

Line voltage soldering iron unregulated 25 W, 230 V



25 W

Order No. T005 64 021 99N

- Heating up time approx. 180 sec.
- Tip temperature approx. 410°C

Scope of supply	Order No.	Model	Description
		SPI 27 Handle	SPI 27 hand piece
	4SPI262 06 -1	SPI26 206	Soldering Tip Chisel

SPI 41

Line voltage soldering iron unregulated 40 W, 230 V



40 W

Order No. T005 64 037 99N

- 40 W, 230 V
- Heating up time approx. 180 sec.
- Tip temperature approx. 450°C

Scope of supply	Order No.	Model	Description
		SPI 41 Handle	SPI 41 hand piece
	4SPI402 24 -1	SPI40 224	Soldering Tip Chisel

SPI 81

Line voltage soldering iron unregulated 80 W, 230 V



75 W

Order No. T005 64 053 99N

- 80 W, 230 V
- Heating up time approx. 180 sec.
- Tip temperature approx. 480°C

Scope of supply	Order No.	Model	Description
		SPI 81 Handle	SPI 81 handle piece
	4SPI802 37 -1	SPI80 237	Soldering Tip Chisel Bent, 5,0 mm for SPI 81

Heating Elements for Solder Robots

HER 80

Heating element 80 W for solder robots applications with PUD 151R

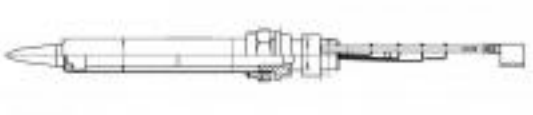

WT compatible

Order No. T005 87 447 38

Accessories	Order No.	Model	Description
	T005 87 447 13	Cord for HER 80 / 120	Cord for HER 80 / 120, 1,6 m

HER 120

Heating Element 120 Watts for Soldering Robot Application with PUD 151R



Order No. T005 87 637 30

Accessories	Order No.	Model	Description
	T005 87 447 13	Cord for HER 80 / 120	Cord for HER 80 / 120, 1,6 m

HERX 120

Heating Element 120 Watts for Soldering Robot Application with WX 1 / WX 2



WX compatible TRACEability qualified

Order No. T005 87 657 40

Accessories	Order No.	Model	Description
	T005 87 657 15	Cord for HERX 120	Cord for HERX 120, 1,6 m

Inert Gas Soldering Iron

WP 80IG

Soldering iron 80 W for soldering with inert gas

80 W | WT compatible | Silver Line | LT

Order No. T005 29 197 99N



Accessories	Order No.	Model	Description
	T005 15 161 99	WDH 10T	Safety rest with Stop+Go function and dry cleaner for WP 65, WP 80 and WP 120 soldering iron

WP 120IG

Soldering iron 120 W, 24 V with Power-Response Heating Technology for soldering with inert gas

120 W | WT compatible | Power Response | XT

Order No. T005 29 198 99N



Scope of supply	Order No.	Model	Description
	T005 44 704 99	XT B	Soldering tip chisel Ø 2,4 mm

Accessories	Order No.	Model	Description
	T005 15 161 99	WDH 10T	Safety rest with Stop+Go function and dry cleaner for WP 65, WP 80 and WP 120 soldering iron
	T005 87 637 32	Barrel for WP 120IG	Barrel for WP 120IG

WDH 10P Set

Inert gas safety rest set 80 W, 24 V

Order No. T005 15 147 99N

- Safety rest WDH 10P with inert gas barrel set for soldering iron WSP 80
- 80 W, 24 V
- Lead free soldering



Gas Soldering Iron

Pyropen

Butane Gas Powered Profi Line Soldering Iron



Order No. T005 16 060 99

- Ignition via lighter
- Set in metal box

Scope of supply	Order No.	Model	Description
		Pyropen Handle	Pyropen hand piece
	T005 16 121 99	70-01-02	Chisel tip 3,0 mm
	T005 16 142 99	70-01-52	Hot air nozzle Ø 4,9 mm
	T005 16 151 99	70-07TU	Ejector unit, not for Piezo version
	T005 16 156 99	7040U	Burn proof accessory pocketIron holderCleaning sponge
	T005 16 160 99	Refill Canister	Butane Gas Refill Canister 75 ml (42 g)

Pyropen Piezo

Pyropen Butane Gas Powered Profi Line Soldering Iron



Order No. T005 16 059 99

- With self ignition (Piezo)
- Set in metal box

Scope of supply	Order No.	Model	Description
		Pyropen Piezo Handle	Pyropen Piezo hand piece
	T005 16 121 99	70-01-02	Chisel tip 3,0 mm
	T005 16 142 99	70-01-52	Hot air nozzle Ø 4,9 mm
	T005 16 156 99	7040U	Burn proof accessory pocketIron holderCleaning sponge
	T005 16 159 99	70-01-55	Reflector for heat shrinking, Ø 6,0, Width 18,0 mm
	T005 16 160 99	Refill Canister	Butane Gas Refill Canister 75 ml (42 g)

Pyropen Jr.

Butane Gas Powered Mini Soldering Iron

Order No. T005 16 075 99

- Manual ignition
- Pen shape



Scope of supply	Order No.	Model	Description
		Pyropen Jr. Handle	Pyropen Jr. hand piece
	T005 16 165 99	71-01-01	Needle tip

Accessories	Order No.	Model	Description
	T005 16 160 99	Refill Canister	Butane Gas Refill Canister 75 ml (42 g)

Soldering tips and nozzles

INNOVATIVE AND REDUCES COSTS



How can you identify genuine Weller tips?

Seal of quality

The soldering tip and tool packages bear the genuine Weller seal of quality.



Engraving

Genuine Weller tips are engraved with the Weller logo. Engraved soldering tips guarantee this level of quality.



Tool protection
Perfect interaction between the heater and soldering tip protects the soldering iron from irreparable damage. Other tips often damage the heating system.







Soldering Tips	**102**
CT2 Soldering Tips	102
CT5 Soldering Tips	103
CT6 Soldering Tips	104
ET Soldering Tips	105
HT Soldering Tips	107
LHT Soldering Tips	108
LT Soldering Tips	109
LTR Soldering Tips	112
LT HPB Soldering Tips	112
NT Soldering Tips	113
PT Soldering Tips	114
RT / RTW Soldering Tips	116
RTW Soldering Tips	118
RT MS Soldering Tips	119
RTW MS Soldering Tips	120
SPI 16 Soldering Tips	121
SPI 27 Soldering Tips	121
SPI 41 Soldering Tips	122
SPI 81 Soldering Tips	122
THM Soldering Tips	122
WTA Soldering Tips	123
XHT Soldering Tips	124
XNT Soldering Tips	125
XT Soldering Tips	128
XTR Lötspitzen	131
Soldering Tips for WP 60	131
Soldering Tips for Pyropen Jr.	132
Soldering Tips for Pyropen and Pyropen Piezo	132

Desoldering Nozzle series	**134**
DX Desoldering nozzles with threadless fixture system for DSX 80 and DXV 80	134
DS Desoldering nozzles with thread for DS 22, DS 80 and DSV 80	135
XDS Desoldering nozzles for DSX 120, WXDP 120, WXDV 120	136
Hot air nozzles	**137**
Hot air nozzles for HAP 1, HAP 200 and WXHAP 200	137
Hot air nozzles for HAP 1, HAP 200 and WXHAP 200	138
Hot air nozzles for HAP 1, HAP 200 and WXHAP 200	138
Hot air nozzles for HAP 3000 (WHA 3000P / V), HAP 2 (WHA 2000) and HAP 3 (WHA 700, WHA 300)	139
Pre heating nozzle for HAP 3	141
Multi rest	141
Vacuum insert for CSF heads (spare)	141
WRK Reflowset	**143**

Soldering Tips

CT2 Soldering Tips

Chisel



A = Width mm
B = Thickness mm
C = Length mm

Model	°C	A	B	PU	Order No.
CT2 E7 	370	7.0		1	T005 42 407 99N
CT2 E8 	425	7.0		1	T005 42 408 99N
CT2 EX7 	370	7.0		1	T005 42 507 99N
CT2 EX8 	425	7.0		1	T005 42 508 99N
CT2EX9 SOLDERING TIP 70MM	425	10.0		1	T005 42 509 99N
CT2 F7 	370	10.0		1	T005 42 417 99N

Model	°C	A	B	PU	Order No.
CT2 F8 	425	10.0		1	T005 42 418 99N
CT2F9 SOLDERING TIP 100MM					T005 42 419 99N
CT2 FX7 	370	10.0		1	T005 42 517 99N
CT2 FX8 	425	10.0		1	T005 42 518 99N
CT2FX9 SOLDERING TIP 100MM	425	10.0		1	T005 42 519 99N
CT2 G8 	425	11.0		1	T005 42 428 99N
CT2G9 SOLDERING TIP 110MM					T005 42 429 99N

CT5 Soldering Tips

Chisel



A = Width mm
B = Thickness mm
C = Length mm

Model	°C	A	B	PU	Order No.
CT5 A6	310	1.6		1	4CT5A6- 1
CT5 A7	370	1.6		1	4CT5A7- 1
CT5 A8	425	1.6		1	4CT5A8- 1
CT5 AX7	370	1.6		1	T005 42 107 99
CT5 B7	370	2.4		1	4CT5B7- 1
CT5 B8	425	2.4		1 10	4CT5B8- 1 4CT5B8- 1 0
CT5 BX7	370	2.4		1	T005 42 117 99

Model	°C	A	B	PU	Order No.
CT5 C6	310	3.2		1	4CT5C6- 1
CT5 C7	370	3.2		1 10	4CT5C7- 1 4CT5C7- 1 0
CT5 C8	425	3.2		1 10	4CT5C8- 1 4CT5C8- 1 0
CT5 CX8	425	3.2		1	T005 42 128 99
CT5 D7	370	5.0		1 10	4CT5D7- 1 4CT5D7- 1 0
CT5 D8	425	5.0		1 100	4CT5D8- 1 4CT5D8- 1 00
CT5 DX8	425	5.0		1	T005 42 138 99

CT6 Soldering Tips

Chisel



A = Width mm
B = Thickness mm
C = Length mm

Model	°C	A	B	PU	Order No.
CT6 C7 	370	3.2		1	4CT6C7- 1
CT6 C8 	425	3.2		1 10	4CT6C8- 1 4CT6C8- 1 0
CT6 CX7 	370	3.2		1	T005 42 307 99N
CT6 D7 	370	5.0		1 10	4CT6D7- 1 4CT6D7- 1 0
CT6 D8 	425	5.0		1 10	4CT6D8- 1 4CT6D8- 1 0
CT6D9 SOLDERING TIP 50MM	425	5.0		1	4CT6D9- 1
CT6E7 	425	5.0		1	CT6E7
CT6 E8 	425	7.0		1 10	4CT6E8- 1 4CT6E8- 1 0
CT6EX8 SOLDERING TIP 70MM					T005 42 328 99N

Model	°C	A	B	PU	Order No.
CT6 DX8 	425	5.0		1	T005 42 318 99N
CT6F7 SOLDERING TIP 80MM	425	5.0		1	4CT6F7- 1 4CT6F7- 1 0
CT6F8 SOLDERING TIP 80MM	425	5.0		1	4CT6F8- 1
CT6-7 				1	T005 61 046 67N
CT6-9					T005 61 046 69N

ET Soldering Tips

Chisel



A = Width mm
B = Thickness mm
C = Lenght mm

Model	A	B	C	PU	Order No.
ET A 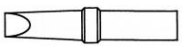	1.6	0.7	34.5	1 10 100	4ETA-1 4ETA-10 4ETA-100
ET B 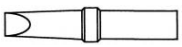	2.4	0.8	34.5	1 10	4ETB-1 4ETB-10
ET C 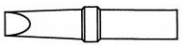	3.2	0.8	34.5	1 10 100	4ETC-1 4ETC-10 4ETC-100
ET D 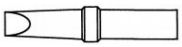	4.6	0.8	34.5	1 10	4ETD-1 4ETD-10
ET DS SOLDERING TIP 50MM	4.6	0.8	34.5	1	4ETDS-1 4ETDS-10
ET E 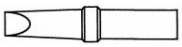	5.6	1.2	34.5	1 10 100	4ETE-1 4ETE-10 4ETE-100

Model	A	B	C	PU	Order No.
ET H 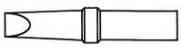	0.8	0.4	34.5	1 10 100	4ETH-1 4ETH-10 4ETH-100
ET L	2.0	1.0	43.5	1 10 100	4ETL-1 4ETL-10 4ETL-100
ET M 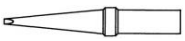	3.2	1.2	43.5	1 10	4ETM-1 4ETM-10
ET R 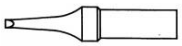	1.6	0.7	34.5	1 10	4ETR-1 4ETR-10
ET K 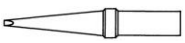	1.2	0.8	44	1 10 100	4ETK-1 4ETK-10 4ETK-100
ET S	0.3		43.5	1 10	4ETS-1 4ETS-10

Round



A = Width mm
B = Thickness mm
C = Lenght mm

Model	A	B	C	PU	Order No.
ET AA SOLDERING TIP 16MM	4.6	0.8	34.5	1	4ETAA-1
ET BB 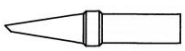	2.4		34.5	1 10	4ETBB-1 4ETBB-10
ET CC 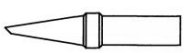	3.2		34.5	1 10	4ETCC-1 4ETCC-10

Model	A	B	C	PU	Order No.
ET CS 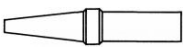	3.2		34.5	1 100	4ETCS-1 4ETCS-100
ET F 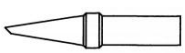	1.2		34.5	1 10	4ETF-1 4ETF-10
ET P 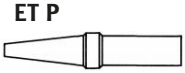	0.8		34.5	1 10	4ETP-1 4ETP-10

Conical



A = Width mm
B = Thickness mm
C = Lenght mm

Model	A	B	C	PU	Order No.
ET 0 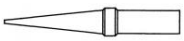	0.8		43.5	1 10 100	4ETO-1 4ETO-10 4ETO-100

Gullwing tip

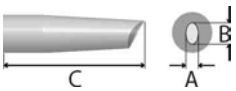

A = Width mm
B = Thickness mm
C = Lenght mm

Model	A	B	C	PU	Order No.
ET GW 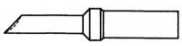	4.3	3	35	1	T005 41 045 99
ET C HPB SOLDERING TIP FE+NI	4.3	3	35	1	T005 41 003 75

Model	A	B	C	PU	Order No.
ET SMD 2,5 x 1,5 mm	2.5	1.5	45	1	T005 41 039 99
ET SMD 3,8 x 1,5 mm	3.8	1.5	45	1	T005 41 040 99

Measuring tip

A = Width mm
B = Thickness mm
C = Lenght mm

Model	A	B	C	PU	Order No.
ET Measuring tip 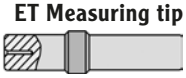	0.5		30	1	T005 24 750 99

Model	A	B	C	PU	Order No.
ET-LT Adapter 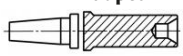				1	T005 87 207 81

HT Soldering Tips

Chisel



A = Width mm
B = Thickness mm
C = Lenght mm

Model	A	B	C	PU	Order No.
HT 1 	3.2	1.0	49	1	T005 44 260 99
HT 2 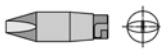	5.2	1.2	46	1	T005 44 261 99
HT 3 	7.0	1.2	46	1	T005 44 262 99

Model	A	B	C	PU	Order No.
HT C 	3.2	1.0	54	1	T005 44 267 99
HT D 	4.6	1.0	54	1	T005 44 268 99
HT E 	5.6	1.0	54	1	T005 44 269 99

Round



A = Width mm
B = Thickness mm
C = Lenght mm

Model	A	B	C	PU	Order No.
HT DS 	5.0		54	1	T005 44 266 99

Measuring tip

A = Width mm
B = Thickness mm
C = Lenght mm

Model	A	B	C	PU	Order No.
Measuring tip	0.6		46	1	T005 44 263 99

LHT Soldering Tips

Chisel



A = Width mm
B = Thickness mm
C = Lenght mm

Model	A	B	C	PU	Order No.
LHT C 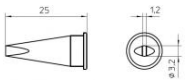	3.2	1.2	25	1	T005 44 455 99
LHT CX 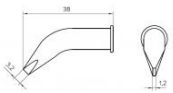	3.2	1.2	38	1	T005 44 513 99
LHT D 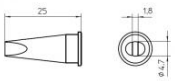	4.7	1.8	25	1	T005 44 452 99 T005 44 452 10
LHT DX 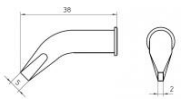	5.0	2.0	38	1	T005 44 462 99

Model	A	B	C	PU	Order No.
LHT E 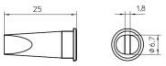	6.7	1.8	25	1	T005 44 451 99 T005 44 451 10
LHT EX 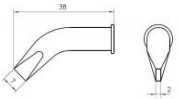	7.0	2.0	38	1	T005 44 461 99
LHT F 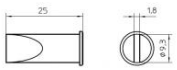	9.3	1.8	25	1 10	T005 44 450 99 T005 44 450 10
LHT FX 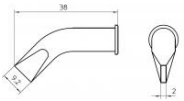	9.0	2.0	38	1	T005 44 460 99

Sloped



A = Width mm
B = Thickness mm
C = Lenght mm

Model	A	B	C	PU	Order No.
LHT D 45° 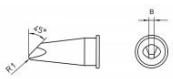		1.8	25	1	T005 44 456 99

Model	A	B	C	PU	Order No.
LHT Einschraubspitze M6 	M6			1	T005 44 454 99

LT Soldering Tips

Chisel



A = Width mm
B = Thickness mm
C = Lenght mm

Model	A	B	C	PU	Order No.
LT 1SC	0.4	0.15	15	1 10	T005 44 494 99 T005 44 494 10
LT 1SCNW	0.3	0.1	15	1	T005 44 497 99
LT 4X	1.2	0.4	16.5	1 10	T005 44 428 99 T005 44 428 10
LT A	1.6	0.7	13.0	1 10 100	T005 44 440 99 T005 44 440 10 T005 44 403 11
LT ALX	1.6	0.7	18.0	1 10	T005 44 443 99 T005 44 443 10 T005 44 443 11
LT ASL	1.6	0.45	13.0	1	T005 44 516 99
LT AX	1.6	0.8	14.1	1 10	T005 44 427 99 T005 44 427 10
LT B	2.4	0.8	13.0	1 10 100	T005 44 405 99 T005 44 405 10 T005 44 405 11
LT BSL	2.4	0.45	13.0	1	T005 44 517 99
LT BX	2.4	0.8	18.0	1 10	T005 44 442 99 T005 44 442 10
LT C	3.2	0.8	13.0	1 10 100	T005 44 407 99 T005 44 407 10 T005 44 407 11
LT D	4.6	0.8	13.0	1 10 100	T005 44 409 99 T005 44 409 10 T005 44 409 11
LT DLL	4.6	1.2	13.0	1 10	T005 44 448 99 T005 44 448 10
LT H	0.8	0.4	13.0	1 10 100	T005 44 437 99 T005 44 437 10 T005 44 412 11
LT HX	0.8	0.4	18.0	1 100	T005 44 420 99 T005 44 420 11 T005 44 420 10
LT K	1.2	0.4	20	1 10 100	T005 44 438 99 T005 44 438 10 T005 44 413 11
LT L	2.0	1.0	20	1 10 100	T005 44 414 99 T005 44 414 10 T005 44 414 11
LT M	3.2	1.2	20	1 10 100	T005 44 415 99 T005 44 415 10 T005 44 415 11
LT MX	3.2	1.2	19.0	1	T005 44 469 99

Round



A = Width mm
B = Thickness mm
C = Lenght mm

Model	A	B	C	PU	Order No.
LT 1	0.25		13.0	1 10 100	T005 44 435 99 T005 44 435 10 T005 44 401 11
LT 1A	0.5		13.0	1 10 100	T005 44 489 99 T005 44 489 10 T005 44 489 11
LT 1S	0.2		15	1 1 100	T005 44 436 99 T005 44 436 10 T005 44 402 11
LT 1SA	0.5		15	1	T005 44 488 99
LT 1SLX 30°	0.4		22	1 10	T005 44 426 99 T005 44 426 10
LT 1SNW	0.1		15	1	T005 44 496 99
LT 1X 30°	0.4		13.0	10 1	T005 44 425 10 T005 44 425 99
LT AS	1.6		13.0	1 10 100	T005 44 404 99 T005 44 404 10 T005 44 404 11
LT BS	2.0		21	1 1	T005 44 499 99 T005 44 499 10
LT CS	3.2		13.0	1 10	T005 44 411 99 T005 44 411 10

Sloped



A = Width mm
B = Thickness mm
C = Lenght mm

Model	A	B	C	PU	Order No.
LT 11CP	1.2		15	1	T005 44 421 71
LT 22CP	2.0		20	1	T005 44 408 73
LT 33CP	3.0		20	1	T005 44 408 77
LT 4	1.2		15	1 10 100	T005 44 439 99 T005 44 439 10 T005 44 421 11
LT 44CP	4		20	1	T005 44 408 81
LT AA 60°	1.6		13.0	1 10	T005 44 487 99 T005 44 487 10
LT BB 45	2.4		17	1	T005 44 484 99
LT BB 60	2.4		17	1 10	T005 44 444 99 T005 44 444 10
LT CC 45	3.2		17	1	T005 44 485 89
LT CC 60	3.2		17	1 10	T005 44 445 99 T005 44 445 10
LT DD 45	4		20	1 10	T005 44 478 99 T005 44 478 10
LT DD 45	4.6		17	1 10	T005 44 486 99 T005 44 486 10
LT F	1.2		13.0	1 10 100	T005 44 408 99 T005 44 408 10 T005 44 408 11

Conical



A = Width mm
B = Thickness mm
C = Lenght mm

Model	A	B	C	PU	Order No.
LT 1L 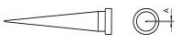	0.2		26	1 10 100	T005 44 423 99 T005 44 423 10 T005 44 423 11
LT 1LNW 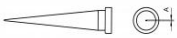	0.1		26	1	T005 44 498 99
LT 1LX 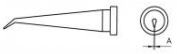	0.2		26	1 10	T005 44 424 99 T005 44 424 10
LT 0 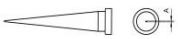	0.8		17.0	1 10	T005 44 481 99 T005 44 515 10
LT S 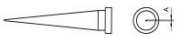	0.4		20	1 10 100	T005 44 406 99 T005 44 406 10 T005 44 406 11
LT T 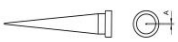	0.6		13.0	1 10 100	T005 44 482 99 T005 44 482 10 T005 44 482 11

Gull Wing

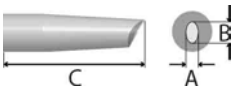

A = Width mm
B = Thickness mm
C = Lenght mm

Model	A	B	C	PU	Order No.
LT GW1 	1.4	2.2	18	1 10 100	T005 44 410 99 T005 44 410 10 T005 44 410 11
LT GW2 Weller	3.5	4.8	18	1 10	T005 44 511 99 T005 44 511 10

Knife



A = Width mm
B = Thickness mm
C = Lenght mm

Model	A	B	C	PU	Order No.
LT KN 	2.0		17	1 10	T005 44 479 99 T005 44 479 10
LT KNSL 45° 	2.0		17	1	T005 44 519 99

Measuring tip

A = Width mm
B = Thickness mm
C = Lenght mm

Model	A	B	C	PU	Order No.
LT Measuring tip 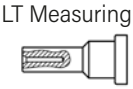	0.5		13.0	1	T0054441699

Einschraubspitze

A = Width mm

B = Thickness mm
C = Lenght mm

Model	A	B	C	PU	Order No.
XT Einschraubspitze M4 veredelt 	M4		36	1	T005 44 719 99

LTR Soldering Tips

Chisel



A = Width mm
B = Thickness mm
C = Lenght mm

Model	A	B	C	PU	Order No.
LTR A 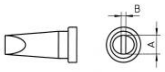	1.6	0.7	18	1 10	T005 44 441 99 T005 44 441 10
LTR B 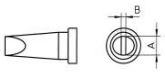	2.4	0.8	18	1 10	T005 44 422 99 T005 44 422 10

Model	A	B	C	PU	Order No.
LTR C 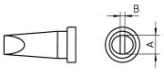	3.2	0.8	18	1	T005 44 433 99

LT HPB Soldering Tips

Chisel



A = Width mm
B = Thickness mm
C = Lenght mm

Model	A	B	C	PU	Order No.
LT A HPB 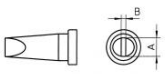	1.6	0.7	13.0	1 10	T005 44 431 99 T005 44 431 10
LT B HPB 	2.4	0.8	13.0	1 10	T005 44 432 99 T005 44 432 10

Model	A	B	C	PU	Order No.
LT D HPB 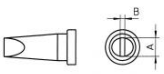	4.6	0.8	13.0	1	T005 44 483 99
LT H HPB 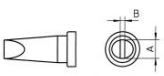	0.8	0.4	13.0	1 10	T005 44 430 99 T005 44 430 10

NT Soldering Tips

Chisel



A = Width mm
B = Thickness mm
C = Lenght mm

Model	A	B	C	PU	Order No.
NT 1SC	0.4	0.15	8.5	1	NT1SC
NT 6	1.6	0.7	11	1	NT6
NT A	1.6	0.4	9.5	1	NTA
NT AX	1.6	0.4	8.2	1	NTAX
NT B	2.4	0.8	7.8	1	NTB

Model	A	B	C	PU	Order No.
NT C	3.2	0.8	8.5	1	NTC
NT D	4	0.8	8.5	1	NTD
NT H	0.8	0.4	8.5	1	NTH
NT K	1.2	0.4	8.5	1	NTK

Round



A = Width mm
B = Thickness mm
C = Lenght mm

Model	A	B	C	PU	Order No.
NT 1	0.5		8.5	1	NT1
NT 1S	0.25		10	1	NT1S

Model	A	B	C	PU	Order No.
NT 1X	0.4		8.6	1	NT1X
NT 4	1.2		9.9	1	NT4

Gullwing tip

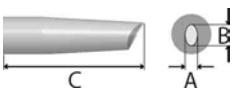

A = Width mm
B = Thickness mm
C = Lenght mm

Model	A	B	C	PU	Order No.
NT GW	2.0	3	13.4	1	NTGW

PT Soldering Tips

Chisel



A = Width mm
B = Thickness mm
C = Lenght mm

Model	A	B	C	PU	Order No.
PT A6	1.6	0.7	33	1	4PTA6-1
PT A7	1.6	0.7	33	1 10	4PTA7-1 4PTA7-10
PT A8	1.6	0.7	33	1 10	4PTA8-1 4PTA8-10
PT B6	2.4	0.8	33	1	4PTB6-1
PT B7	2.4	0.8	33	1 100	4PTB7-1 4PTB7-10 0
PT B8	2.4	0.8	33	1 10 100	4PTB8-1 4PTB8-10 4PTB8-10 0
PT B9	2.4	0.8	33	1 10	4PTB9-1 4PTB9-10
PT C7	3.2	0.8	33	1 10	4PTC7-1 4PTC7-10
PT C8	3.2	0.8	33	1 10	4PTC8-1 4PTC8-10
PT C9	3.2	0.8	33	1 10 100	4PTC9-1 4PTC9-10 4PTC9-10 0
PT D7	4.6	0.8	33	1	4PTD7-1
PT D8	4.6	0.8	33	1 10	4PTD8-1 4PTD8-10
PT D9	4.6	0.8	33	1 10 100	4PTD9-1 4PTD9-10 4PTD9-10 0
PT E7 SOLDERING TIP 56MM					4PTE7-1
PT E8	5.6	1.2	33	1 10	4PTE8-1 4PTE8-10
PT E9	5.6	1.2	33	1 10	4PTE9-1 4PTE9-10
PT H6	0.8	0.4	35	1	4PTH6-1
PT H7	0.8	0.4	35	1 10	4PTH7-1 4PTH7-10
PT H8	0.8	0.4	35	1 10 100	4PTH8-1 4PTH8-10 4PTH8-10 0
PT K6	1.2	0.4	42	1 10	4PTK6-1 4PTK6-10
PT K7	1.2	0.4	42	1 10	4PTK7-1 4PTK7-10
PT K8	1.2	0.4	42	1 10	4PTK8-1 4PTK8-10
PT L6	2.0	1.0	44	1 10	4PTL6-1 4PTL6-10
PT L7	2.0	1.0	42	1 10	4PTL7-1 4PTL7-10
PT L8	2.0	1.0	42	1 10	4PTL8-1 4PTL8-10
PT M7	3.2	1.2		1 10	4PTM7-1 4PTM7-10
PT M8	3.2	1.2		1 10	4PTM8-1 4PTM8-10
PT M9	3.2	1.2		1 10	4PTM9-1 4PTM9-10
PT MX7	3.2	1.2	gebo-gen	1	T005 41 307 99
PT R7	1.6	0.7	33	1 10	4PTR7-1 4PTR7-10
PT R8	1.6	0.7	33	1	4PTR8-1

Round



A = Width mm
B = Thickness mm
C = Lenght mm

Model	A	B	C	PU	Order No.
PT AA7	1.6		33	1 10	4PTAA7-1 4PTAA7-10
PT AA8	1.6		33	1 10 100	4PTAA8-1 4PTAA8-10 4PTAA8-10 0
PT AA9	1.6		33	1	4PTAA9-1
PT BB7	2.4		34.5	1 10	4PTBB7-1 4PTBB7-10
PT BB8	2.4		34.5	1 10	4PTBB8-1 4PTBB8-10
PT BB9	2.4		34.5	1 10	4PTBB9-1 4PTBB9-10
PT BS7 SOLDERING TIP 24MM	2.4		34.5	1	4PTBS7-1
PT CC7	3.2		33	1	4PTCC7-1
PT CC8	3.2		33	1 10	4PTCC8-1 4PTCC8-10
PT CC9	3.2		33	1 10	4PTCC9-1 4PTCC9-10
PT CS7	3.2		33	1	4PTCS7-1
PT DD7	5.0		33	1	4PTDD7-1
PT DD8	5.0		33	1	4PTDD8-1
PT DD9	5.0		33	1	4PTDD9-1
PT F7	1.2		33	1 10	4PTF7-1 4PTF7-10
PT F8	1.2		33	1 10	4PTF8-1 4PTF8-10
PT O6	0.8		44	1	4PTO6-1
PT O7	0.8		44	1 10	4PTO7-1 4PTO7-10
PT O8	0.8		44	1 10	4PTO8-1 4PTO8-10
PT O9 SOLDERING TIP 08MM					4PTO9-1
PT S7	0.4		44	1 10	4PTS7-1 4PTS7-10
PT S8	0.4		44	1 10	4PTS8-1 4PTS8-10
PT P7 SOLDERING TIP 08MM	0.4		44	1	4PTP7-1
PT P7 SOLDERING TIP 08MM	0.4		44	1	4PTP8-10

Adapter

A = Width mm
B = Thickness mm
C = Lenght mm

Model	A	B	C	PU	Order No.
PT5-LT					T005 87 207 85
PT6-LT					T005 87 207 86
PT7-LT					T005 87 207 87
PT8-LT					T005 87 207 88N
PT9-LT					T005 87 207 89N

RT / RTW Soldering Tips

Chisel



A = Width mm
B = Thickness mm
C = Lenght mm

Model	A	B	C	PU	Order No.
RT 11	3.6	0.9	19	1	T005 44 611 99
RT 1SC	0.4	0.2	20	1	T005 44 612 99N
RT 1SC03 SOLDERING TIP CHISEL 03X015MM	3.6	0.9	19	1	T005 44 612 70N
RT 1SCNW	0.3	0.1	20	1	T005 44 626 99
RT 1SC03 SOLDERING TIP CHISEL 03X015MM	3.6	0.9	19	1	T005 44 603 71

Model	A	B	C	PU	Order No.
RT 3	1.3	0.4	20	1	T005 44 603 99
RT 4	1.5	0.4	19	1	T005 44 604 99
RT 5 30°	0.8	0.4	24	1	T005 44 605 99
RT 8	2.2	0.4	19	1	T005 44 608 89
RT 9	0.8	0.4	24	1	T005 44 609 99

Sloped



A = Width mm
B = Thickness mm
C = Lenght mm

Model	A	B	C	PU	Order No.
RT 6 45°	1.2		19	1	T005 44 606 99

Conical



A = Width mm
B = Thickness mm
C = Lenght mm

Model	A	B	C	PU	Order No.
RT 1	0.2		20	1	T005 44 601 99
RT 1NW	0.1		20	1	T005 44 625 99

Model	A	B	C	PU	Order No.
RT 2	0.8		19	1	T005 44 602 99

Gull Wing

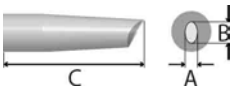

A = Width mm
B = Thickness mm
C = Lenght mm

Model	A	B	C	PU	Order No.
RT 10GW 	2.0	1.2	21	1	T005 44 610 99

Knife



A = Width mm
B = Thickness mm
C = Lenght mm

Model	A	B	C	PU	Order No.
RT 7 45° 	0.9	2.2	20	1	T005 44 607 99

Measuring tip

A = Width mm
B = Thickness mm
C = Lenght mm

Model	A	B	C	PU	Order No.
RT Measuring tip 			26	1	T005 44 613 99

RTW Soldering Tips

Chisel



A = Width mm
B = Thickness mm
C = Lenght mm

Model	A	B	C	PU	Order No.
RTW SOLDERING TIP SET	0.7	0.4		1	T005 44 661 99N
RTW 2, 45° 	0.7	0.4		1	T005 44 652 99
RTW 3 45° 	1.0	3	18	1	T005 44 653 99
RTW 4 45° 	1.0	6	20	1	T005 44 654 99
RTW 7NW TIP SET 08X04MM CHROME	1.0	3	18	1	T005 44 663 99

Model	A	B	C	PU	Order No.
RTW 8 	1.3	0.4	19	1	T005 44 664 99
RTW 9 	1.0	3.2	19	1	T005 44 666 99
RTW 10 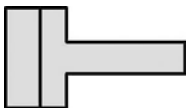	1.0	10	19	1	T005 44 668 99
RTW 11 	1.0	6	19	1	T005 44 667 99

Conical



A = Width mm
B = Thickness mm
C = Lenght mm

Model	A	B	C	PU	Order No.
RTW 1 45° 	0.4			1	T005 44 651 99

Model	A	B	C	PU	Order No.
RTW 6NW 45° 	0.1			1	T005 44 656 99

A = Width mm
B = Thickness mm
C = Lenght mm

Model	A	B	C	PU	Order No.
RTW MEASURING TIP SET					

RT MS Soldering Tips

Chisel



A = Width mm
B = Thickness mm
C = Lenght mm

Model	A	B	C	PU	Order No.
RT 11MS	3.6	0.9	19	1	T005 44 631 99
RT 1SCMS	0.4	0.2	20	1	T005 44 615 99
RT 1SCNWMS	0.3	0.1	20	1	T005 44 626 71
RT 3MS	1.3	0.4	20	1	T005 44 616 99

Model	A	B	C	PU	Order No.
RT 3XMS 30°				1	T005 44 603 73
RT 4MS	1.5	0.4	19	1	T005 44 618 99
RT 5MS 30°	0.8	0.4	24	1	T005 44 619 99
RT 8MS	2.2	0.4	19	1	T005 44 622 99
RT 9MS	0.8	0.4	24	1	T005 44 623 99

Sloped



A = Width mm
B = Thickness mm
C = Lenght mm

Model	A	B	C	PU	Order No.
RT 6MS	1.2		19	1	T005 44 620 99

Conical



A = Width mm
B = Thickness mm
C = Lenght mm

Model	A	B	C	PU	Order No.
RT 12MS 25°	0.5		25.5	1	T005 44 632 99
RT 13MS 30°	0.4		26.5	1	T005 44 633 99
RT 1MS	0.2		20	1	T005 44 614 99

Model	A	B	C	PU	Order No.
RT 1NWMS	0.1		20	1	T005 44 625 71
RT 2MS	0.8		19	1	T005 44 617 99

Gull Wing

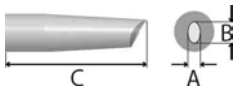

A = Width mm
B = Thickness mm
C = Lenght mm

Model	A	B	C	PU	Order No.
RT 10GWMS 	2.0	1.2	21	1	T005 44 624 99

Knife



A = Width mm
B = Thickness mm
C = Lenght mm

Model	A	B	C	PU	Order No.
RT 7MS 45° 	0.9	2.2	20	1	T005 44 621 99

RTW MS Soldering Tips

Chisel



A = Width mm
B = Thickness mm
C = Lenght mm

Model	A	B	C	PU	Order No.
RTW 10MS 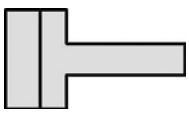	1.0	10		1	T005 44 671 99
RTW 11MS 	1.0	6		1	T005 44 670 99
RTW 2MS 45° 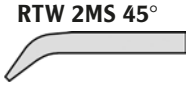	0.7	0.4		1	T005 44 657 99

Model	A	B	C	PU	Order No.
RTW 3MS 45° 	1.0	3		1	T005 44 658 99
RTW 4MS 45° 	1.0	6		1	T005 44 659 99
RTW 7NWMS 	0.8	0.4		1	T005 44 663 71
RTW 8MS 	1.3	0.4		1	T005 44 665 99
RTW 9MS 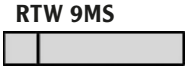	1.0	3.2		1	T005 44 669 99

Conical



A = Width mm
B = Thickness mm
C = Lenght mm

Model	A	B	C	PU	Order No.
RTW 1MS 45° 	0.4			1	T005 44 655 99

Model	A	B	C	PU	Order No.
RTW 6NWMS 45° 	0.1			1	T005 44 656 71

SPI 16 Soldering Tips

Chisel



A = Width mm
B = Thickness mm
C = Lenght mm

Model	A	B	C	PU	Order No.
SPI15 211 	2.0			1 10	4SPI152 11 -1 4SPI152 11 -10
SPI15 212 	1.2			1 10	4SPI152 12 -1 4SPI152 12 -10

Needle Tip

A = Width mm
B = Thickness mm
C = Lenght mm

Model	A	B	C	PU	Order No.
SPI15 210 	0.4			1 10	4SPI152 10 -1 4SPI152 10 -10
SPI15 213 	0.8			1 10	4SPI152 13 -1 4SPI152 13 -10

SPI 27 Soldering Tips

Chisel



A = Width mm
B = Thickness mm
C = Lenght mm

Model	A	B	C	PU	Order No.
SPI26 200 	2.0			1	4SPI262 00 -1
SPI26 201 	3.0			1	4SPI262 01 -1
SOLDERING TIP F SPI 27 30MM BENT	3.0			1	4SPI262 04 -1
SPI26 206 	1.2			1 10	4SPI262 06 -1 4SPI262 06 -10

SPI 41 Soldering Tips

Chisel



A = Width mm
B = Thickness mm
C = Lenght mm

Model	A	B	C	PU	Order No.
SPI40 220 	5.0			1	4SPI402 20 -1
SPI40 224 	2.0			1 10	4SPI402 24 -1 4SPI402 24 -10

Model	A	B	C	PU	Order No.
SPI40 225 	3.0			1 10	4SPI402 25 -1 4SPI402 25 -10
SOLDERING TIP F SPI 41 50MM BENT	5.0			1	4SPI402 22 -1
SOLDERING TIP F SPI 41 63MM STRAIGHT	5.0			1	4SPI402 21 -1

SPI 81 Soldering Tips

Chisel



A = Width mm
B = Thickness mm
C = Lenght mm

Model	A	B	C	PU	Order No.
SPI8023 	9.5			1	4SPI802 3- 1
SPI80234 	3.0			1	4SPI802 34 -1

Model	A	B	C	PU	Order No.
SPI80235 	5.0			1	4SPI802 35 -1
SPI80 237 	5.0			1 10	4SPI802 37 -1 4SPI802 37 -10

THM Soldering Tips

Chisel



A = Width mm
B = Thickness mm
C = Lenght mm

Model	A	B	C	PU	Order No.
THM A 	1.6	0.8	59	1	T005 44 904 99
THM B 	2.4	0.8	59	1	T005 44 905 99

Model	A	B	C	PU	Order No.
THM C 	3.2	0.8	59	1	T005 44 906 99
THM D 	4	0.8	59	1	T005 44 907 99

WTA Soldering Tips

Chisel



A = Width mm
B = Thickness mm
C = Lenght mm

Model	A	B	C	PU	Order No.
WTA 1 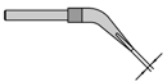	1.0	0.5		1	T005 44 141 99
WTA 11 	1.0	0.5		1	T005 44 152 99
WTA 12 	3.0	0.5		1	T005 44 153 99
WTA 1S 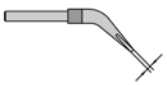	0.5	0.5		1	T005 44 145 99

Model	A	B	C	PU	Order No.
WTA 2 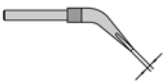	3.0	0.5		1	T005 44 146 99
WTA 3 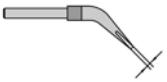	6.0	0.5		1	T005 44 147 99
WTA 4 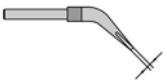	12.5	0.5		1	T005 44 143 99
WTA 5 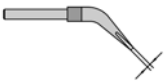	18.5	0.5		1	T005 44 144 99

Measuring tip

A = Width mm
B = Thickness mm
C = Lenght mm

Model	A	B	C	PU	Order No.
WTA 	0.5			1	T005 44 149 99

XHT Soldering Tips

Chisel



A = Width mm
B = Thickness mm
C = Lenght mm

Model	A	B	C	PU	Order No.
XHT C 	3.2	1.2	48.0	1	T005 44 804 99
XHT D 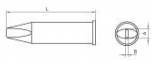	5.0	1.2	48.0	1	T005 44 801 99

Model	A	B	C	PU	Order No.
XHT E 	7.6	1.5	48.0	1	T005 44 802 99
XHT F 	9.3	2.0	48.0	1	T005 44 805 99

Measuring tip

A = Width mm
B = Thickness mm
C = Lenght mm

Model	A	B	C	PU	Order No.
Measuring tip 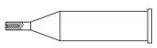	0.5		55.0	1	T005 44 803 99

XNT Soldering Tips

Chisel



A = Width mm
B = Thickness mm
C = Lenght mm

Model	A	B	C	PU	Order No.
XNT 1SC	0.4	0.15	27	1 10	T005 44 862 99 T005 44 862 10
XNT 1SCNW	0.3	0.1	27	1 10	T005 44 881 99 T005 44 881 10
XNT 4X 45°	1.2	0.4	34.6	1 10	T005 44 874 99 T005 44 874 10
XNT 6	1.6	0.4	29.5	1 10	T005 44 856 99 T005 44 856 10
XNT A	1.6	0.4	28	1 10	T005 44 851 99 T005 44 851 10
XNT AX	1.6	0.8	28	1 10	T005 44 864 99 T005 44 864 10
XNT B	2.4	0.8	27	1 10	T005 44 857 99 T005 44 857 10
XNT BX	2.4	0.8	36.5	1 10	T005 44 882 99 T005 44 882 10
XNT C	3.2	0.8	27	1 10	T005 44 858 99 T005 44 858 10
XNT D	4	0.8	28	1 10	T005 44 853 99 T005 44 853 10
XNT H	0.8	0.4	28	1	T005 44 859 99
XNT HX 30°	0.8	0.4	36.5	1 10	T005 44 873 99 T005 44 873 10
XNT K	1.2	0.4	28	1 10	T005 44 860 99 T005 44 860 10
XNT MX	3.2	0.8	37.5	1 10	T005 44 883 99 T005 44 883 10
XNT L SOLDERING TIP 20MM	3.2	0.8	37.5	1 1	T005 44 866 99 T005 44 866 10
XNT L SOLDERING TIP 20MM	3.2	0.8	37.5	1 1	T005 44 867 99 T005 44 867 10

Round



A = Width mm
B = Thickness mm
C = Lenght mm

Model	A	B	C	PU	Order No.
XNT 1LX	0.2		42.8	1 10	T005 44 872 99 T005 44 872 10
XNT 1S	0.2		28.5	1 10	T005 44 852 99 T005 44 852 10
XNT 1SLX 45°	0.4		39.5	1 10	T005 44 875 99 T005 44 875 10
XNT 1X	0.4		28	1 10	T005 44 865 99 T005 44 865 10
XNT 1HS	0.5		27.2	1 10	T005 44 888 99 T005 44 888 10
XNT CS SOLDERING TIP 32MM	3.2	0.8	37.5	1	T005 44 870 99

Sloped



A = Width mm
B = Thickness mm
C = Lenght mm

Model	A	B	C	PU	Order No.
XNT 4 	1.2		29.5	1 10	T005 44 855 99 T005 44 855 10
XNT AA 45° 	1.6		28	1 10	T005 44 884 99 T005 44 884 10
XNT BB 45° 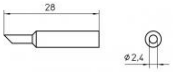	2.4		28	1 10	T005 44 885 99 T005 44 885 10

Model	A	B	C	PU	Order No.
XNT CC 45° 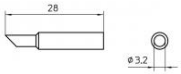	3.2		28	1 10	T005 44 886 99 T005 44 886 10
XNT F 45° 	1.2		28	1 10	T005 44 887 99 T005 44 887 10

Conical



A = Width mm
B = Thickness mm
C = Lenght mm

Model	A	B	C	PU	Order No.
XNT 1 	0.5		27	1 10	T005 44 850 99 T005 44 850 10

Model	A	B	C	PU	Order No.
XNT S 	0.4		37.5	1 10	T005 44 868 99 T005 44 868 10
XNT 1L SOLDERING TIP 02MM					T005 44 871 10 USOLD_ T005 44 871 99

Gull Wing

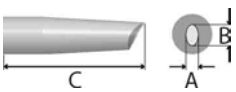

A = Width mm
B = Thickness mm
C = Lenght mm

Model	A	B	C	PU	Order No.
XNT GW1 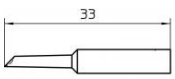			33	1 10	T005 44 854 99 T005 44 854 10

Model	A	B	C	PU	Order No.
XNT GW2 KURZ 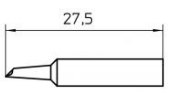			27.5	1 10	T005 44 880 99 T005 44 880 10

Knife



A = Width mm
B = Thickness mm
C = Lenght mm

Model	A	B	C	PU	Order No.
XNT KN 	2.0	4	33	1 10	T005 44 863 99 T005 44 863 10

SMT

A = Width mm
B = Thickness mm
C = Lenght mm

Model	A	B	C	PU	Order No.
XNT SMT 01	10.4	0.6	7.1	1	T005 44 876 99
XNT SMT 02	16.8	0.6	7.1	1	T005 44 877 99
XNT SMT 03	20.8	0.6	7.1	1	T005 44 878 99

Measuring tip

A = Width mm
B = Thickness mm
C = Lenght mm

Model	A	B	C	PU	Order No.
XNT Measuring tip 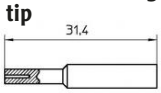			31.3	1	T005 44 861 99

Einschraubspitze

A = Width mm
B = Thickness mm
C = Lenght mm

Model	A	B	C	PU	Order No.
XNT Einschraubspitze M4 	M4		26	1	T005 44 879 99

XT Soldering Tips

Chisel



A = Width mm
B = Thickness mm
C = Lenght mm

Model	A	B	C	PU	Order No.
XT A	1.6	0.7	37	1 10	T005 44 703 99 T005 44 703 10
XT AL	1.6	1.0	40	1 10	T005 44 701 99 T005 44 701 10
XT ASL	1.6	0.45	37	1 10	T005 44 740 99 T005 44 740 10
XT AX 30°	1.6	0.7		1 10	T005 44 743 99 T005 44 743 10
XT B	2.4	0.8	36	1 10	T005 44 704 99 T005 44 704 10
XT BSC	2.5	0.8	36.3	1 10	T005 44 738 99 T005 44 738 10
XT BSL	2.4	0.45	36	1 10	T005 44 741 99 T005 44 741 10
XT BX 30°	2.4	0.8		1	T005 44 744 99
XT C	3.2	0.8	36	1 10	T005 44 705 99 T005 44 705 10
XT CSL	3.2	0.45	36	1 10	T005 44 742 99 T005 44 742 10
XT D	4.6	0.8	35	1 10	T005 44 706 99 T005 44 706 10
XT DL	4.6	0.8	40	1	T005 44 736 99
XT D45			37	1 10	T005 44 721 99 T005 44 721 10
XT E	5.9	1.2	35	1 10	T005 44 707 99 T005 44 707 10
XT H	0.8	0.4	37	1 10	T005 44 713 99 T005 44 713 10
XT HX	0.8	0.4		1	T005 44 737 99
XT M	3.2	1.2	40	1 10	T005 44 702 99 T005 44 702 10
XT MX	3.2	0.8		1 10	T005 44 745 99 T005 44 745 10

Round



A = Width mm
B = Thickness mm
C = Lenght mm

Model	A	B	C	PU	Order No.
XT BS	2.4		37	1 1	T005 44 715 99 T005 44 715 10
XT CS	3.2		37	1 10	T005 44 716 99 T005 44 716 10
XT DS	5.0		35	1 10	T005 44 717 99 T005 44 717 10

Sloped



A = Width mm
B = Thickness mm
C = Lenght mm

Model	A	B	C	PU	Order No.
XT AA 	1.6		37	1 10	T005 44 708 99 T005 44 708 10
XT BB 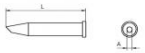	2.4		37	1 10	T005 44 709 99 T005 44 709 10
XT CC 	3.2		37	1 10	T005 44 710 99 T005 44 710 10
XT DDH45 	4		40.5	1 10	T005 44 730 99 T005 44 730 10
XT F 	1.2		37	1 10	T005 44 718 99 T005 44 718 10

Conical



A = Width mm
B = Thickness mm
C = Lenght mm

Model	A	B	C	PU	Order No.
XT 0 	1.0		37	1 10	T005 44 714 99 T005 44 714 10

Gull Wing

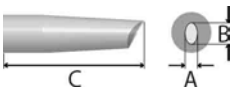

A = Width mm
B = Thickness mm
C = Lenght mm

Model	A	B	C	PU	Order No.
XT GW1 			37	1 10	T005 44 712 99 T005 44 712 10
XT GW2 			37	1	T005 44 735 99
XT GW3 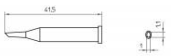			42	1 10	T005 44 739 99 T005 44 739 10

Knife



A = Width mm
B = Thickness mm
C = Lenght mm

Model	A	B	C	PU	Order No.
XT KN 	2.0		45	1 10	T005 44 711 99 T005 44 711 10

Measuring tip

A = Width mm
B = Thickness mm
C = Lenght mm

Model	A	B	C	PU	Order No.
Measuring tip 			40	1	T005 44 722 99

Sloped



A = Width mm
B = Thickness mm
C = Lenght mm

Model	A	B	C	PU	Order No.
Measuring tip 				1	T005 44 731 99
XT Soldering head 10 x 4 mm, spare 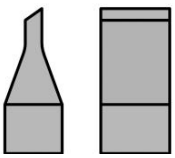				1	T005 44 731 90
Measuring tip 	4		20	1	T005 44 732 99

Model	A	B	C	PU	Order No.
Measuring tip 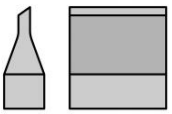			20	1	T005 44 732 90
Measuring tip 	4		33	1	T005 44 733 99
Measuring tip 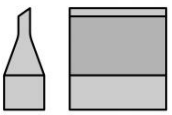	4		33	1	T005 44 733 90
Measuring tip			40	1	T005 44 734 99

Einschraubspitze

A = Width mm
B = Thickness mm
C = Lenght mm

Model	A	B	C	PU	Order No.
XT Einschraubspitze M4 veredelt 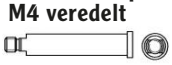	M4		36	1	T005 44 719 99

Model	A	B	C	PU	Order No.
XT Einschraubspitze M5 veredelt 	M5		36	1	T005 44 720 99

XTR Lötspitzen

Chisel



A = Width mm
B = Thickness mm
C = Lenght mm

Model	A	B	C	PU	Order No.
XTR A 	1.6	0.7	36.5	1	T005 44 723 99
XTR B 	2.4	0.8	36	1 10	T005 44 724 99 T005 44 724 10
XTR C 	3.2	0.8	36	1 10	T005 44 725 99 T005 44 725 10
XTR D 	4.6	0.8	34.5	1 10	T005 44 726 99 T005 44 726 10
XTR E 	5.9	1.2	34.5	1 10	T005 44 727 99 T005 44 727 10
XTR M 	3.2	1.2	39.5	1 10	T005 44 728 99 T005 44 728 10

Soldering Tips for WP 60

Model	Description	Width in mm	Diameter	PU	Order No.
60-01-05 	Needle Tip		0,5 mm	1	T005 16 134 99
60-01-01 	Needle Tip		1.0 mm	1	T005 16 443 99
60-01-02 	Chisel	2.4		1	T005 16 444 99
60-01-04 	Chisel	5.0		1	T005 16 446 99
60-01-52 	Hot air nozzle		4,7 mm	1	T005 16 447 99
60-07U 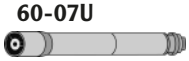	Ejector Unit			1	T005 16 448 99
60-02 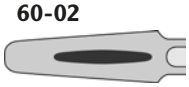	Protective Cap			1	T005 16 450 99
60-01-03 	Round	2.0		1	T005 16 445 99

Soldering Tips for Pyropen Jr.

Model	Description	Width in mm	Diameter	PU	Order No.
71-01-01 	Needle Tip	1.0		1	T005 16 165 99
71-01-02 	Chisel	2.0		1	T005 16 166 99
71-01-04 	Chisel	5.0		1	T005 16 161 99
71-01-03 	Round	2.0		1	T005 16 167 99
71-01-50 	Hot air nozzle	1.5		1	T005 16 168 99
71-01-52 	Hot air nozzle	4.7		1	T005 16 169 99

Soldering Tips for Pyropen and Pyropen Piezo

Model	Description	Width in mm	Diameter	PU	Order No.
70-01-01 	Needle Tip	1.0		1	T005 16 120 99
70-01-05 	Needle tip extra slim	0.5		1	T005 16 124 99
70-01-10 	Needle tip bent 30°	1.0		1	T005 16 129 99
70-01-02 	Chisel	3.0		1	T005 16 121 99
70-01-13 	Chisel	5.0		1	T005 16 132 99
70-01-11 	Chisel	7.0		1	T005 16 130 99
70-01-03 	Round	2.0		1	T005 16 122 99
70-01-04 	Round	3.0		1	T005 16 123 99

Model	Description	Width in mm	Diameter	PU	Order No.
70-01-06 	Round	2.0		1	T005 16 125 99
70-01-08 	Round	2.0		1	T005 16 127 99
70-01-50 	Hot air nozzle	1.7		1	T005 16 140 99
70-01-51 	Hot air nozzle	3.3		1	T005 16 141 99
70-01-52 	Hot air nozzle		4.9	1	T005 16 142 99
70-01-53 	Hot air nozzle	7.0		1	T005 16 143 99
70-07TU	Ejector unit			1	T005 16 151 99
70-07SU	Solder ejector			1	T005 16 150 99
70-01-55 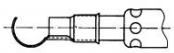	Reflector for heat shrinking	18.0	6.0	1	T005 16 159 99
70-01-54 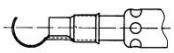	Reflector for heat shrinking	22.0	8.0	1	T005 16 158 99
70 03 14 PP-BARREL AND NUT					T005 16 153 99

Desoldering Nozzle series

DX Desoldering nozzles with threadless fixture system for DSX 80 and DXV 80

Model	Description	Outer-Ø	Inner-Ø	Nozzle length	PU	Order No.
DX 110 	Nozzle	1.9	0.7	25	1 10	T005 13 140 99 T005 13 140 10
DX 111 	Nozzle	2.5	0.7	25	1 10	T005 13 141 99 T005 13 141 10
DX 112 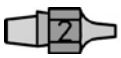	Nozzle	2.3	1.0	25	1 10 100	T005 13 142 99 T005 13 142 10 T005 13 142 11
DX 113 	Nozzle	2.5	1.2	25	1 10 100	T005 13 143 99 T005 13 143 10 T005 13 143 11
DX 113HM 	Nozzle	2.5	1.2	25	10 10 100	T005 13 150 10 T005 13 150 99 T005 13 150 11
DX 114 	Nozzle	3.3	1.8	25	1 10 100	T005 13 144 99 T005 13 144 10 T005 13 144 11
DX 115 	Nozzle	1.9	0.7	29	1 10	T005 13 145 99 T005 13 145 10
DX 116 	Nozzle	2.7	1.2	29	1 10 100	T005 13 146 99 T005 13 146 10 T005 13 146 11
DX 117 	Nozzle	2.9	1.5	25	1 10	T005 13 147 99 T005 13 147 10
DX 118 	Nozzle	1.5	0.7	23	1 10	T005 13 148 99 T005 13 148 10
DX 119 	Nozzle	1.1	0.7	33	1 10	T005 13 151 99 T005 13 151 10
DX 120 	Nozzle	2.5	1.1	22	1 10	T005 13 152 99 T005 13 152 10
Measuring nozzle 	Measuring nozzle	3.3	0.55	21.5	1	T005 13 153 99
Conus cleaner for DSX 80 / DXV 80 					1	T005 87 067 94
Saugdüsen-Set DX 110 - DX 115						T005 13 790 99

DS Desoldering nozzles with thread for DS 22, DS 80 and DSV 80

Model	Description	Outer-Ø	Inner-Ø	Nozzle length	PU	Order No.
DS 110 	Desoldering nozzle	1.9	0.7	18	1	T005 13 510 99
DS 110HM 	Desoldering nozzle	1.9	0.7	18	1	T005 13 532 99
DS 111 	Desoldering nozzle	2.5	0.7	18	1	T005 13 511 99
DS 112 	Desoldering nozzle	2.3	1.0	18	1	T005 13 512 99
DS 112HM 	Desoldering nozzle	1.9	0.9	18	1	T005 13 533 99
DS 113 	Desoldering nozzle	2.5	1.2	18	1	T005 13 513 99
DS 113HM 	Desoldering nozzle	2.5	1.2	18	1	T005 13 530 99
DS 114 	Desoldering nozzle	3.3	1.8	18	1	T005 13 514 99
DS 115 	Desoldering nozzle	1.9	0.7	24.5	1	T005 13 515 99
DS 116 	Desoldering nozzle	2.7	1.2	24.5	1	T005 13 516 99
DS 117 	Desoldering nozzle	2.9	1.5	18	1	T005 13 550 99
DS 118 	Desoldering nozzle	1.5	0.7	18	1	T005 13 551 99
DS 119 	Needle tiplet	1.9	0.7	26	1	T005 13 527 99
DS 120 	Nozzle without inside tube	2.5	1.1	15.5	1	T005 13 552 99

XDS Desoldering nozzles for DSX 120, WXDP 120, WXDV 120

Model	Description	Outer-Ø	Inner-Ø	Nozzle length	PU	Order No.
XDS 1 	Desoldering Nozzles	2.5	1.4	10.5	1 10	T005 13 250 99 T005 13 250 10
XDS 2 	Desoldering nozzle	5.3	3.0	10.5	1 10	T005 13 251 99 T005 13 251 10
XDS 3 	Desoldering nozzle	2.3	1.0	10.5	1 10	T005 13 252 99 T005 13 252 10
XDS 4 	Desoldering nozzle	2.5	1.2	10.5	1 10	T005 13 253 99 T005 13 253 10
XDS 5 	Desoldering nozzle	3.3	1.8	10.5	1 10	T005 13 254 99 T005 13 254 10
XDS 6 	Saugdüse	1.9	0.7	16.5	1 10	T005 13 255 99 T005 13 255 10
XDS 7 	Desoldering nozzle	2.7	1.2	16.5	1 10	T005 13 256 99 T005 13 256 10
XDS 8 	Desoldering nozzle	2.9	1.5	10.5	1 10	T005 13 257 99 T005 13 257 10
XDS 9 	Measuring tip	1.5	0.55	10.5	1	T005 13 258 99
XDSL 1 	Desoldering nozzle	2.5	1.4	10.5	1 10	T005 13 259 99 T005 13 259 10
XDSL 2 	Desoldering nozzle	5.3	3.0	10.5	1 10	T005 13 260 99 T005 13 260 10
XDSL 3 	Desoldering nozzle	2.3	1.0	10.5	1 10	T005 13 261 99 T005 13 261 10
XDSL 4 	Desoldering nozzle	2.5	1.2	10.5	1 10	T005 13 262 99 T005 13 262 10
XDSL 5 	Desoldering nozzle	3.3	1.8	10.5	1 10	T005 13 263 99 T005 13 263 10
XDSL 6 	Desoldering nozzle	1.9	0.7	16.5	1 10	T005 13 264 99 T005 13 264 10
XDSL 7 	Desoldering nozzle	2.7	1.2	16.5	1 10	T005 13 265 99 T005 13 265 10
XDSL 8 	Desoldering nozzle	2.9	1.5	10.5	1 10	T005 13 266 99 T005 13 266 10

Model	Order No.
Maintenance set for WXDP/DSX 120 	T005 87 657 73
Conus cleaner for WXDP/WXDV 120 & DSX 120 	T005 87 657 72

Hot air nozzles

Hot air nozzles for HAP 1, HAP 200 and WXHAP 200

Flat nozzle

Model	Description			PU	Order No.
Adapter M6 				1	T005 87 617 28
F02 	Flat nozzle	8	1.5	1	T005 87 277 74
F04 	Flat nozzle	10.5	1.5	1	T005 87 277 73
F06 	Flat nozzle	12.0	1.5	1	T005 87 277 72

Model	Description	Diameter	Distance mm	Length mm	PU	Order no.
R02 	Round nozzle	0,8 mm			1	T005 87 278 23
R04 	Round nozzle	1,2 mm			1	T005 87 278 21
R06 	Round nozzle	3,0 mm			1	T005 87 278 22
R10 	Round Nozzle Long	2,0 mm		50	1	T005 87 277 87
R08 	Round nozzle long bent	2,0 mm		50	1	T005 87 277 86
FD2 	Dual nozzle	1,5 mm	8 mm		1	T005 87 277 76
FD4 	Dual nozzle	1,5 mm	10 mm		1	T005 87 277 75

2 sides heated (Type D, Length X =heated side)

Model	Description	Length	Width	PU	Order No.
D04 	Two Sides Heated, with pre-heating plate	10.5	10.5	1	T005 87 277 79
D06 	Hot Air Nozzle, Two Sides Heated, with pre-heating plate	13.0	10.0	1	T005 87 277 82
D08 	Hot Air Nozzle, Two Sides Heated, with pre-heating plate	15	10.0	1	T005 87 277 81
D10 	Hot Air Nozzle, Two Sides Heated, with pre-heating plate	18	10.0	1	T005 87 277 84

4 sides heated (Type Q)

Model	Description	Length	Width	PU	Order No.
Q02 	Hot air nozzle, 4 sides heated	6.0	6.5	1	T005 87 277 77
Q04 	Hot air nozzle, 4 sides heated	6.0	9.0	1	T005 87 277 78
Q06 	Hot air nozzle, 4 sides heated, with pre-heating plate	15	10.0	1	T005 87 277 80
Q08 	Hot air nozzle, 4 sides heated, with pre-heating plate	12.5	15	1	T005 87 277 83
Q10 	Hot air nozzle, 4 sides heated, with pre-heating plate	18	18.0	1	T005 87 277 85
R01 	Measuring Nozzle			1	T005 87 278 08

Hot air nozzles for HAP 3000 (WHA 3000P / V), HAP 2 (WHA 2000) and HAP 3 (WHA 700, WHA 300)

Round nozzle

Model	Description	Diameter	PU	Order No.
NR04 	Round nozzle, without vaccum	2,5 mm	1	T005 87 368 81
NR05 	Round nozzle, without vacuum	4,0 mm	1	T005 87 368 67
NR10 	Round nozzle, without vacuum	7,0 mm	1	T005 87 368 70
NRV07 	Hot air nozzle with vacuum for small components	7,0 mm	1	T005 87 507 70
NRV10 	Hot air nozzle with vaccum for small components	10,0 mm	1	T005 87 507 72
NRV12 	Hot air nozzle with vacuum for small components	12,0 mm	1	T005 87 507 74
NR02 	Round nozzle, without vacuum	1,7 mm x 45°	1	T005 87 368 82
NR06 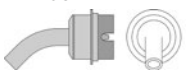	Round nozzle, without vacuum	6,0 mm x 45°	1	T005 87 507 65
DR05 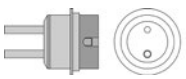	Dual nozzle round, without vacuum	2 x 2,5	1	T005 87 368 83

2 sides heated (type ND, Width X = heated side)

Model	Description	Length	Width	PU	Order No.
ND05 	Hot air nozzle, 2 sides heated	10.7	10.7	1	T005 87 368 43
ND10 	Hot air nozzle, 2 sides heated	14	10.0	1	T005 87 368 42
ND15 	Hot air nozzle, 2 sides heated	19	12.0	1	T005 87 368 41
ND20 	Hot air nozzle, 2 sides heated	21.5	14.8	1	T005 87 368 40

Four sides heated (Type NQ)

Model	Description	Length	Width	PU	Order No.
NQ05 	Hot air nozzle, 4 sides heated	10.7	10.7	1	T005 87 368 39
NQ15 	Hot air nozzle, 4 sides heated	14.5	10.0	1	T005 87 368 38
NQ10 	Hot air nozzle, 4 sides heated	14.8	14.8	1	T005 87 368 18
NQ20 	Hot air nozzle, 4 sides heated	15.5	13.0	1	T005 87 368 37
NQ25 	Hot air nozzle, 4 sides heated	18	18.0	1	T005 87 368 14N
NQ30 	Hot air nozzle, 4 sides heated	17.5	23.5	1	T005 87 507 21
NQ35 	Hot air nozzle, 4 sides heated	20.5	20.5	1	T005 87 368 07
NQ	Hot air nozzle, 4 sides heated	24	12.0	1	T005 87 368 80
NQ40 	Hot air nozzle, 4 sides heated	26	26.0	1	T005 87 368 04
NQ45 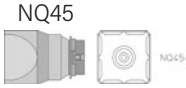	Hot air nozzle, 4 sides heated	31.3	31.3	1	T005 87 368 33
NQ50 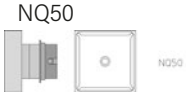	Hot air nozzle, 4 sides heated	36	36.0	1	T005 87 368 91

Model	Description	Length	Width	PU	Order No.
NQ55 	Hot air nozzle, 4 sides heated	43.0	43.0	1	T005 87 368 90N
NQT10 	Hot air nozzle, 4 sides heated, without protruding edge	14.8	14.8	1	T005 87 507 41
NQT25 	Hot air nozzle, 4 sides heated, without protruding edge	18	18.0	1	T005 87 507 42
NQT 	Hot air nozzle, 4 sides heated, without protruding edge	22	22.0	1	T005 87 507 39
NA 20 	Measuring nozzle			1	T005 87 368 75

Pre heating nozzle for HAP 3



Order No.	Description
T005 87 578 92	Pre heating nozzle for HAP 3

Multi rest



Order No.	Description
T005 15 048 99	Depositing rack for NR, ND, NQ Hot Air Nozzles for WHA 3000V and WHA 3000P (max. 6 nozzles)

Vacuum insert for CSF heads (spare)



Order No.	Description
T005 87 137 99	Vacuum insert Ø 4,5 mm
T005 87 137 98	Vacuum insert Ø 10 mm

Model			PU	Order No.
Heißluftdüse 7,6 X 7,99 mm	7,6 x 7,99 mm	8,6 x 8,9 mm		T005 87 479 47
Hot air nozzle 6,5 x 6,5 mm	6,5 x 6,5 mm	7,5 x 7,5 mm	1	T005 87 479 43
Hot air nozzle 8,5 x 8,5 mm	8,5 x 8,5 mm	9,5 x 9,5 mm	1	T005 87 479 45
Hot air nozzle 8,5 x 10,6 mm	8,5 x 10,6 mm	9,5 x 11,6 mm	1	T005 87 479 61
Hot air nozzle 10,0 x 10,0 mm	10,0 x 10,0 mm	11,0 x 11,0 mm	1	T005 87 549 67
Hot air nozzle 12,0 x 12,0 mm	12,0 x 12,0 mm	13,0 x 13,0 mm	1	T005 87 478 48
Hot air nozzle 13,5 x 13,5 mm	13,5 x 13,5 mm	14,3 x 14,3 mm	1	T005 87 479 04
Hot air nozzle 15,5 x 15,5 mm	15,5 x 15,5 mm	16,5 x 16,5 mm	1	T005 87 479 35
Hot air nozzle 15,0 x 11,0 mm	15,0 x 11,0 mm	16,0 x 12,0 mm	1	T005 87 478 93
Hot air nozzle 18,5 x 10,0 mm	18,5 x 10,0 mm	19,5 x 11,0 mm	1	T005 87 548 36
Hot air nozzle 15,5 x 23,5 mm	15,5 x 23,5 mm	16,5 x 24,5 mm	1	T005 87 479 77
Hot air nozzle 18,0 x 18,0 mm	18,0 x 18,0 mm	20,0 x 20,0 mm	1	T005 87 478 33
Hot air nozzle 21,0 x 21,0 mm	21,0 x 21,0 mm	23,0 x 23,0 mm	1	T005 87 547 70
Hot air nozzle 22,0 x 22,0 mm	22,0 x 22,0 mm	24,0 x 24,0 mm	1	T005 87 548 20
Hot air nozzle 25, 0 x 25, 0 mm	25,0 x 25,0 mm	27,0 x 27,0 mm	1	T005 87 477 64
Hot air nozzle 27,0 x 23,0 mm	27,0 x 23,0 mm	29,0 x 25,0 mm	1	T005 87 479 93
Hot air nozzle 27,0 x 27,0 mm	27,0 x 27,0 mm	29,0 x 29,0 mm	1	T005 87 478 50
Hot air nozzle 29,0 x 29,0 mm	29,0 x 29,0 mm	31,0 x 31,0 mm	1	T005 87 479 27
Hot air nozzle 28, 0 x 32, 0 mm	28,0 x 32,0 mm	30,0 x 34,0 mm	1	T005 87 479 99
Hot air nozzle 33, 0 x 33, 0 mm	33,0 x 33,0 mm	35,0 x 35,0 mm	1	T005 87 479 06
Hot air nozzle 35,0 x 35,0 mm	35,0 x 35,0 mm	37,0 x 37,0 mm	1	T005 87 548 87
Hot air nozzle 37,0 x 37,0 mm	37,0 x 37,0 mm	39,0 x 39,0 mm	1	T005 87 477 53
Hot air nozzle 39,5 x 39,5 mm	39,5 x 39,5 mm	41,5 x 41,5 mm	1	T005 87 478 71
Hot air nozzle 42,0 x 42,0 mm	42,0 x 42,0 mm	44,0 x 44,0 mm	1	T005 87 478 74
Hot air nozzle 45,0 x 11,0 mm	45,0 x 11,0 mm	47,0 x 13,0 mm	1	T005 87 549 03
Hot air nozzle 46,0 x 46,0 mm	46,0 x 46,0 mm	48,0 x 48,0 mm	1	T005 87 477 63
Hot air nozzle 47, 0 x 47, 0 mm	47,0 x 47,0 mm	49,0 x 49,0 mm	1	T005 87 479 16
Hot air nozzle 49,0 x 49,0 mm	49,0 x 49,0 mm	51,0 x 51,0 mm	1	T005 87 479 41
Hot air nozzle 57,0 x 18,5 mm	57,0 x 18,5 mm	59,0 x 20,0 mm	1	T005 87 479 85

WRK Reflowset

WRK Reflowset

Reflow system for SMD components with external hot air - works with desoldering station WR 3M -

Order No. T005 15 155 99

- Accessory for 200 W Hot air station
- Reflow system with vacuum pick-up
- For desoldering of SMD components 30 x 30 mm



Scope of supply	Order No.	Model	Description
	T005 87 617 03	Dreibein Pick-up	Tripod Pick-up
	T005 87 617 08	Pick-up 4,5 mm	Vacuum Pick-up 4,5 mm
	T005 87 617 09	Pick-up 10 mm	Vacuum Pick-up 10 mm
	T005 87 617 10	Reflowgehäuse	Reflow housing 33 x 33 mm
	T005 87 617 11	Reflowgehäuse	Reflow housing 27 x 27 mm
	T005 87 617 12	Reflowgehäuse	Reflow housing 24 x 24 mm
	T005 87 617 13	Reflowgehäuse	Reflow housing 20 x 20 mm
	T005 87 617 14	Reflowgehäuse	Reflow housing 18 x 18 mm
	T005 87 617 15	Reflowgehäuse	Reflow housing 15,5 x 15,5 mm
	T005 87 617 16	Reflowgehäuse	Reflow housing 12,5 x 12,5 mm
	T005 87 617 17	Reflowgehäuse	Reflow housing 10 x 10 mm
	T005 87 617 25	Düsenablage	Depositing rack for nozzles

Accessories	Order No.	Model	Description
	T005 15 154 99	WRK Ablage für Düsen	WRK Depositing Rack for Nozzles
	T005 87 137 98	Vacuum insert Ø 10 mm	Vacuum insert Ø 10 mm
	T005 87 137 99	Vacuum insert Ø 4, 5 mm	Vacuum insert Ø 4,5 mm
	T005 87 617 30	WRK Set	Reflow Set 33 x 33 mm, 24 x 24 mm
	T005 87 617 31	WRK Set	Reflow housing Set 20 x 20 mm, 27 x 27 mm
	T005 87 617 32	WRK Set	Reflow housing Set 10 x 10 mm, 12,5 x 12,5 mm, 15,5 x 15,5 mm, 18 x 18 mm

WRK Set

Reflow Set 33 x 33 mm, 24 x 24 mm

Order No. T005 87 617 30



Scope of supply	Order No.	Model	Description
	508826	SPRING COMPR,1/ PK	
	T005 87 137 98	Vacuum insert Ø 10 mm	Vacuum insert Ø 10 mm
	T005 87 617 09	Pick-up 10 mm	Vacuum Pick-up 10 mm
	T005 87 617 11	Reflowgehäuse	Reflow housing 27 x 27 mm
	T005 87 617 12	Reflowgehäuse	Reflow housing 24 x 24 mm
	T005 87 617 24	VAC-Schlauch WVP-WRK	VAC-hose, WVP-WRK

WRK Set

Reflow housing Set 20 x 20 mm, 27 x 27 mm

Order No. T005 87 617 31



Scope of supply	Order No.	Model	Description
	508826	SPRING COMPR,1/ PK	
	T005 87 137 98	Vacuum insert Ø 10 mm	Vacuum insert Ø 10 mm
	T005 87 617 09	Pick-up 10 mm	Vacuum Pick-up 10 mm
	T005 87 617 11	Reflowgehäuse	Reflow housing 27 x 27 mm
	T005 87 617 13	Reflowgehäuse	Reflow housing 20 x 20 mm
	T005 87 617 24	VAC-Schlauch WVP-WRK	VAC-hose, WVP-WRK

WRK Set

Reflow housing Set 10 x 10 mm, 12,5 x 12,5 mm, 15,5 x 15,5 mm, 18 x 18 mm

Order No. T005 87 617 32



Scope of supply	Order No.	Model	Description
	T005 87 137 99	Vacuum insert Ø 4, 5 mm	Vacuum insert Ø 4,5 mm
	T005 87 617 03	Dreibein Pick-up	Tripod Pick-up
	T005 87 617 08	Pick-up 4,5 mm	Vacuum Pick-up 4,5 mm
	T005 87 617 14	Reflowgehäuse	Reflow housing 18 x 18 mm
	T005 87 617 15	Reflowgehäuse	Reflow housing 15,5 x 15,5 mm
	T005 87 617 16	Reflowgehäuse	Reflow housing 12,5 x 12,5 mm
	T005 87 617 17	Reflowgehäuse	Reflow housing 10 x 10 mm

Preheating plates

Preheating plates are used to preheat circuit boards under repair to reduce the possibility of thermal damage and to reduce the heat requirement of the soldering tool for speeding up the repair process.



WHP 80 Preheating plate

Preheating plate 80 W, 24 V, 80 x 50 mm

80 W WT compatible

Order No. T005 27 028 99



- 80 W, 24 V
- Heating surface 80 x 50 mm
- Temperature range 50°C - 200°C
- For all Weller stations with min. 80 W
- Size housing 150 x 120 x 65 mm

Accessories	Order No.	Model	Description
	T005 32 626 99	PUD 81	Power Unit 80 W
	T005 32 786 99	PUD 151	Power Unit 150 W
	T005 34 006 99	WD 1	Power Unit 80 W / 230 V
	T005 34 156 99	WD 1M	Power Unit 150 W
	T005 34 346 99	WT 1	Power unit with 1 channel, 90 W
	T005 34 356 99	WT 1H	Power unit with 1 channel, 150 W

WXHP 120 Preheating plate

Preheating plate 120 W

120 W | WX compatible | TRACEability qualified

Order No. T005 27 029 99



- 120 W, 24 V
- Preheating Size 80 x 50 mm
- Temperature range 50°C - 200°C
- Platinum sensor
- Internal parameter storage (Zero Tolerance)
- Connectable to: WX 1, WX 2, WXD 2, WXA 2, WXR 3
- Size housing 150 x 120 x 65 mm (L x B x H)

WHP 200 Infrared preheating plate

Preheating plate 200 W, 230 V, 120 x 60 mm with easy fix board holder

200 W

Order No. T005 33 716 99



- 200 W, 230 V
- Heating surface 120 x 60 mm
- Temperature range 50°C - 400°C
- Digital display for set and read temperature
- Electronic temperature control
- Infrared high temperautre ceramic elements for fast and efficient heat up
- 2 Easy Fix board holder

WHP 1000 Preheating plate

Preheating plate 1000 W

1000 W | WX compatible | TRACEability qualified

Order No. T005 33 648 99



- 1000 W, 230 V
- Heating surface 220 x 150 mm
- Temperature range 50°C - 300°C
- RS 232 Interface e.g. for connection to Weller hot air stations WHA 3000
- Digital display for set and read temperature
- Element Type K (accessory) connectable

WHP 3000 Infrared preheating plate

Infrared preheating plate 600 W with Easy Fix board holder

600 W | WX compatible | TRACEability qualified | WT compatible

Order No. T005 33 386 99



- 600 W, 230 V
- Board sizw upto 120 x 190 mm
- Temperature range 50°C - 400°C
- Digital display for set and actual temperature
- Digitally controlled
- 2 heated zones can be selected
- External sensor (accessory) connectable
- RS 232-Interface cable e.g. for connection to WHA 3000 hot air station
- Easy Fix board holder
- K-type thermo couple socket for monitoring

Accessories	Order No.	Model	Description
	T005 31 190 99	Thermoelement type K, Ø 0, 5 mm	Thermoelement type K, Ø 0,5 mm
	T005 31 191 99	RS 232 Interface cable	Interface cable RS 232, 2 m (78.74 in) for remote control or monitoring by PC (type 1:1) T005 87 359 09
	T005 33 164 99	WBH PCB board holder without stand	PCB board holder without stand
	T005 33 165 99	WBHS PCB board holder with stand	PCB board holder with stand for WHA 3000P + WHA 3000V
	T005 87 578 75N	Leiterplattenhalter easy fix	Easy fix board holder

WHP 3000 Infrared preheating plate

Infrared preheating plate 1200 W, 230 V with Easy Fix board holder

1200 W | WX compatible | TRACEability qualified

Order No. T005 33 646 99



- 1200 W, 230 V
- Board size upto 190 x 245 mm
- Temperature range 50°C - 400°C
- Digital display for set and actual temperature
- Digitally controlled
- 6 Infrared high temperature ceramic elements for fast and efficient heat up
- 2 Easy Fix board holder

Accessories	Order No.	Model	Description
	T005 31 190 99	Thermoelement type K, Ø 0, 5 mm	Thermoelement type K, Ø 0,5 mm
	T005 31 191 99	RS 232 Interface cable	Interface cable RS 232, 2 m (78.74 in) for remote control or monitoring by PC (type 1:1) T005 87 359 09
	T005 33 164 99	WBH PCB board holder without stand	PCB board holder without stand
	T005 33 165 99	WBHS PCB board holder with stand	PCB board holder with stand for WHA 3000P + WHA 3000V
	T005 87 578 75N	Leiterplattenhalter easy fix	Easy fix board holder

Pre heating nozzle for HAP 3

Pre heating nozzle for HAP 3

Order No. T005 87 578 92



Accessories	Order No.	Model	Description
	T005 33 346 99	WHA 3000P Set	Hot air station 700 W / 230 V
	T005 33 366 99N	WHA 3000V Set	Hot-air station 700 W, 230 V

Soldering bathes

Rework preparation tool e.g. for tin coating of wire ends and cleaning of leads and wires from excess and dirt. All soldering baths are suitable for lead free solder.



W101 H Soldering Bath

Miniature soldering bath 100 W, 230 V

100 W

Order No. T005 61 093 99N



- 100 W, 230 V
- Inside Ø 17,4 mm, depth 22 mm
- Different temperatures available
- Magnastat temperature control
- Horizontal stand
- For lead free solder

Scope of supply	Order No.	Model	Description
	T005 61 093 99N	W101 H Soldering Bath	Miniature soldering bath 100 W, 230 V

Accessories	Order No.	Model	Description
	T005 11 706 99N	Insert for temperature	Insert for temperature 285°C for W 101H
	T005 11 707 99N	Insert	Insert for temperature 330°C for W 101H
	T005 11 708 99N	Insert	Insert for temperature 380°C for W 101H
	T005 11 709 99N	Insert	Insert for temperature 450°C for W 101H

WSB 80 Soldering bath

Soldering bath 80 W, 24 V

80 W WT compatible

Order No. T005 27 040 99



- 80 W, 24 V
- Inside Ø 20 mm, depth 25 mm
- Temperature range 50°C - 450°C
- Connectable to all Weller 80 W digital stations
- V2A tray to guard against dripping solder residue
- Size housing: 150 x 120 x 65 mm
- Heat-up time ~ 7 min (50°C - 350°C)
- For lead free solder

WSB 150 Soldering bath

Soldering bath 150 W, 24 V

150 W WT compatible

Order No. T005 27 042 99



- 150 W, 24 V
- Soldering bath size: 58 x 33 x 19 mm (L x W x H)
- Temperature range 50°C - 550°C
- Connectable to all Weller 150 W digital stations
- V2A tray to guard against dripping solder residue
- Size housing: 150 x 120 x 65 mm (L x W x H)
- Heat-up time ~ 10 min (50°C - 350°C)
- For lead free solder

WXSB 200 Soldering Bath

Soldering bath 200 W, 24 V

200 W WX compatible TRACEability qualified

Order No. T005 27 043 99



- 200 W, 24 V
- Soldering bath size: 58 x 33 x 19 mm (L x W x H)
- Temperature range 100°C – 500°C
- Connectable to all WX tools
- Size housing: 150 x 120 x 65 mm (L x W x H)
- Heat-up time ~ 10 min (50°C - 350°C)

Circuit board holder

WBHS circuit board holder with a pivoting stand for the hot air pencil. Circuit boards up to 310 x 320 mm can be accommodated. The circuit board holder ensures that the hot-air pencil is vertical to the printed circuit board under repair and the pivoting stand allows the hot-air pencil to be raised and lowered precisely onto the component being reworked.



WBHS PCB board holder with stand

PCB board holder with stand for WHA 3000P + WHA 3000V

Order No. T005 33 165 99

- Max. size 310 x 320 mm
- Board positioning in X and Y directions
- For single and double-sided boards
- Stand to mount HAP 3000 hot-air pencil
- WHP 3000 preheating plate could be fitted under the board holder



WBH PCB board holder without stand

PCB board holder without stand

Order No. T005 33 164 99

- For retaining and securing the circuit boards under repair.
- Same as WBHS but without stand



ESF 120ESD PCB board holder

PCB board holder



Order No. T005 15 026 99

- Max. size 160 x 235 mm
- Rotates through 360° in increments of 15°
- Spring clamp
- Cushioned arm for component fixing

WBH 2 PCB board holder

Board holder without stand



Order No. T005 33 167 99

- Max. size 310 x 320 mm

Accessories for Board Holder WBHS, WBH

Order No.	Description
T005 87 548 73	Adjustable circuit board stop for WQB 3000 and WQB 4000
T005 87 557 45	Support for large circuit boards for WQB 4000SOPS with iron angle
T005 87 557 41	Spring-loaded downholder with magnet stand for WQB 3000, WQB 3000SOPS, WBH, WBHS
T005 87 549 24	Clamping Set for Irregular Shaped Circuit Boards (e.g. Mobilephones, Video/Digital Camera Boards, etc.)

WTSF FlowinSmart

SINGLE-HANDED SOLDERING

- A choice of a pulse or timer mode which accurately controls the method of delivery of the solder that reaches the solder tip.
- Efficient one-handed soldering.
- Precise solder-feedng system for highest productivity



WTSF 80

Solder Feeder System 80 W

80 W (86 W) | WT compatible | Silver Line | LT

Order No. T005 13 906 99



- For solder wire from Ø 0, 5 mm bis 1, 0 mm
- Feed motion, adjustable from 1 - 27.5 mm/s
- Max. solder wire weight 1 kg
- Usable only with Weller soldering stations!!

Scope of supply	Order No.	Model	Description
	T005 13 906 99	WTSF 80	Solder Feeder System 80 W
	T005 15 027 99	KH 27	Safety rest with cleaning sponge for HAP 1, WSP 150

Accessories	Order No.	Model	Description
	T005 15 027 99	KH 27	Safety rest with cleaning sponge for HAP 1, WSP 150

WTSF 120

Solder Feeder System 120 W

120W (126W) Power Response XT

Order No. T005 13 907 99

- For solder wire from Ø 0, 5 mm bis 1, 0 mm
- Feed motion, adjustable from 1 - 27.5 mm/s
- Max. solder wire weight 1 kg
- Usable only with Weller soldering stations!!



Scope of supply	Order No.	Model	Description
	T005 13 907 99	WTSF 120	Solder Feeder System 120 W
	T005 15 027 99	KH 27	Safety rest with cleaning sponge for HAP 1, WSP 150

Accessories	Order No.	Model	Description
	T005 15 027 99	KH 27	Safety rest with cleaning sponge for HAP 1, WSP 150

WXSF 120

Solder Feeder System 120 W

120W (126W) WX compatible TRACEability Weller qualified
Power Response XT

Order No. T005 13 911 99

- For solder wire from Ø 0, 5 mm bis 1, 0 mm
- Feed motion, adjustable from 1 - 27.5 mm/s
- Max. solder wire weight 1 kg
- Usable only with Weller soldering stations!!



Scope of supply	Order No.	Model	Description
	T005 13 911 99	WXSF 120	Solder Feeder System 120 W
	T005 13 914 99	WTSF 80, WTSF 120, WXSF 120 Network adapter	Power supply for WTSF 80, WTSF 120, WXSF 120
	T005 15 027 99	KH 27	Safety rest with cleaning sponge for HAP 1, WSP 150

Hot air heating gun

6966 EK Hot air heat gun

Hot air heat gun 250 W / 230 V

210 W

Order No. 6966EK



- For heat shrinking, drying or to detect faulty components on circuit boards
- Cooling is possible because the air flow is independent of the heater

Scope of supply	Order No.	Model	Description
		Hot air heat gun unit	Hot air heat gun
	6957	Reflektor	Reflector 1,5"
	6958	Schrumpfdüse	Buse large
	6964	Reflektor	Reflector 0,2"

Accessories	Order No.	Model	Description
	6965A	Ablage für Heißluftpistole	Rest for gun

Temperature Measuring

The WTT 1 digital temperature measuring system has been specially designed for measuring the temperature of soldering iron tips. The probe has a double sensor system and its own internal heat source. The measured temperature is fed to a control system that records the flow of heat in the probe and stabilizes it with the aid of the internal heat source. This design ensures that no heat is drawn by the probe from the object to be measured. Erroneous measurements due to the large thermal load of the probe are thus prevented. The measured temperature is indicated on a three-digit LED display to a resolution of 1°C. A red dot on the display is used to indicate the measured value and makes it easy to read the measured temperature. An adjustable pre-heat temperature ensures a rapid response even at high temperatures. Different methods of potential equalization and the ESD-appropriate design of the control unit and probe supplement the quality of this measuring unit.

WCB 2

Measuring and Calibration Box for WSD series



Order No. T005 31180 99

- OFFSET: Correction value for soldering tip temperature
- SETBACK: Reduction in set temperature after a specified period of time
- LOCK: Locking the set temperature
- °C/°F: Switching temperature display between °C/°F
- WINDOW: Setting a set value window. If the actual temperature is within the set value window a floating contact is activated
- Temperature measuring tips are available for each soldering iron

Accessories	Order No.	Model	Description
	T005 13 832 99	Temperature Measuring System	For connection to unit WCB 2 or all other temperature measure instruments with a type K sensor port.
	T005 31 184 99	WCB 2 Network adapter	Power supply for WCB 2
	T005 31 190 99	Thermoelement type K, Ø 0, 5 mm	Thermoelement type K, Ø 0,5 mm
	T005 31 191 99	RS 232 Interface cable	Interface cable RS 232, 2 m (78.74 in) for remote control or monitoring by PC (type 1:1) T005 87 359 09

WTT 1 Temperature measuring system

Temperature measuring system

Order No. T005 31 246 99

- Temperature range 50°C - 500°C
- Tolerance ± 5°C
- Dimensions 166 x 115 x 101 mm (L x W x H)



Scope of supply	Order No.	Model	Description
	T005 29 109 99	Probe for WTT 1	Probe for WTT 1

Temperature Measuring System

For connection to unit WCB 2 or all other temperature measure instruments with a type K sensor port.

Order No. T005 13 832 99

- Connection to WCB 2 calibration unit
- For measuring soldering tip temperature



WST Wire Stripper

THERMAL STRIPPPING TOOL

Temperature controlled thermal stripping tool is suitable for all 80 W Weller stations.



Thermal stripping tool WST 82 KIT1

Thermal stripping tool 80 W, 24 V

80 W



Order No. T005 25 032 99

- Suitable for all 80 W Weller stations
- For ribbon cable and round wire

Scope of supply	Order No.	Model	Description
		WST 82 Handle	Thermal stripping tool
	T005 15 032 98	Sicherheitsablage für WST	Safety Rest for WST 82
	T005 87 250 34	Brush	Brush, copper
	T005 87 257 42	Cutting knife set	Cutting knife set, width 23 mm

Thermal stripping tool WST 82 KIT2

Thermal stripping tool 80 W, 24 V with flexcord for wider operation range

80 W

Order No. T005 25 031 99



- Suitable for all 80 W Weller stations
- Flex cord for 1,5 - 3,5 m working distance
- For ribbon cable and round wire

Scope of supply	Order No.	Model	Description
		WST 82 Handle	Thermal stripping tool
	T005 15 032 98	Sicherheitsablage für WST	Safety Rest for WST 82
	T005 87 250 34	Brush	Brush, copper

Accessories WST 82

	Order No.	Description		Order No.	Description
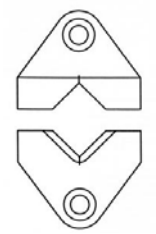	T005 87 257 22	Universal knife set 9 mm x 2 mm	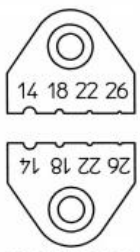	T005 87 257 32	Knife set AWG 14, 18, 22, 26 (1,6, 1,02, 0,64, 0,4 mm)
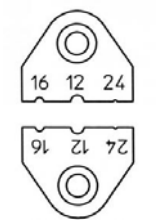	T005 87 257 26	Knife set AWG AWG 12, 16, 24 (2,0, 1,3, 0,51 mm)	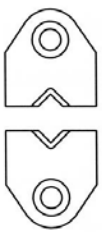	T005 87 257 36	V Knife set 4,25 mm x 2 mm
	T005 87 257 29	Knife set AWG 12, 14, 24, 26 (2,0, 1,6, 0,51, 0,4 mm) for WST 82	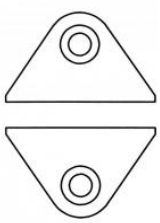	T005 87 257 42	Cutting knife set, width 23 mm

USB Microscope

- Microscope with digital camera and USB interface
- Adjustable work stand
- Application software
- Magnification: 20X – 90X
- Sensor 1/3" Color CMOS
- Video frame rate: up to 30 Fps
- Illumination: 8 build-in Hightech LEDs
- LED on/off controlled by software
- Save file format: BMP, JPG, AVI
- Cable length: approx. 1,8 m



Order No.	Description
T005 13 835 99	USB Microscope with digital camera and adjustable work stand
T005 13 839 99N	USB Microscope with digital camera and adjustable work stand, with polarisation filter
T005 13 834 99	USB Microscope, stand without arm

WLSK 200 Vakuum-Pen

Vacuum-Pen including Tip 3,2 mm x 9,5 mm

Order No. WLSK 200



Scope of supply	Order No.	Model	Description
	TWLSK200 T18	WLSKT 18	Replacement with tip, rubber 3,2 mm
	TWLSK200 T38	WLSKT 38	Replacement with tip, rubber 9,5 mm

Accessories	Order No.	Model	Description
	KDS260 L	KDS260L	Suction Cup Large Ø 9,5 mm for KDS301
	KDS260 M	KDS260M	Suction Cup Medium Ø 6,3 mm for KDS301
	KDS260 S	KDS260S	Suction Cup Small Ø 3,2 mm for KDS301

SA21A

Manual desoldering pump



Order No. SA21A

- Length 200 mm
- Metal housing
- Antistatic

Accessories	Order No.	Model	Description
	SA21A 1	Entlötspitze antistatisch	Desoldering tip antistatic for SA 21A

PS 100A

Manual desoldering pump



Order No. PS100A

- Length 150 mm
- Strong vacuum, minimal rebound
- Metal housing
- Antistatic (with tip PS 1001A)

Accessories	Order No.	Model	Description
	TPS100 1A	PS 1001A	Desoldering tip antistatic for PS 100A

PS 200A

Manual desoldering pump



Order No. PS 200A

- Length 200 mm
- Strong vacuum, minimal rebound
- Metal housing
- Antistatic (with tip PS 2001A)

Accessories	Order No.	Model	Description
	TPS 200 1A	PS 2001A	Desoldering tip antistatic for PS 200A

Solder wire

WSW Solder Wire

- Soldering wire with integrated flux core
- Superior wetting properties
- Cost reduction due to reduction in tip change frequency
- Not flux soaked - no process pollution
- Reduction of service costs for removing of oxidised layers
- No-clean flux
- Flux content 3,5 %



WSW SAC M1

Alloy: Sn3.0Ag0.5Cu
Temperature range: 217-221°C
Flux J-STD 004 - M1
Flux content: 3.5%

Order no.	Weight				Order no.	Weight			
	oz	g	Inch	mm		oz	g	Inch	mm
T005 13 865 99	17.637	500	0.012	0.3	T005 13 860 99	17.637	500	0.062	1.6
T005 13 864 99	17.637	500	0.019	0.5	T005 13 885 99	8.818	250	0.031	0.8
T005 13 863 99	17.637	500	0.031	0.8	T005 13 886 99	8.818	250	0.039	1.0
T005 13 862 99	17.637	500	0.039	1.0	T005 13 881 99	3.527	100	0.012	0.3
T005 13 861 99	17.637	500	0.047	1.2	T005 13 882 99	3.527	100	0.019	0.5

WSW SAC L0

Alloy: Sn3.0Ag0.5Cu
Temperature range: 217-221°C
Flux J-STD 004 - L0
Flux content: 3.5%

Order no.	Weight				Order no.	Weight			
	oz	g	Inch	mm		oz	g	Inch	mm
T005 13 872 99	17.637	500	0.012	0.3	T005 13 887 99	8.818	250	0.031	0.8
T005 13 870 99	17.637	500	0.019	0.5	T005 13 888 99	8.818	250	0.039	1.0
T005 13 869 99	17.637	500	0.031	0.8	T005 13 883 99	3.527	100	0.012	0.3
T005 13 868 99	17.637	500	0.039	1.0	T005 13 884 99	3.527	100	0.019	0.5
T005 13 867 99	17.637	500	0.047	1.2					
T005 13 866 99	17.637	500	0.063	1.6					

WSW SC L0

Alloy: Sn0.7Cu
Temperature range: 227°C
Flux J-STD 004 - L0
Flux content: 3.5%

Order no.	Weight				Order no.	Weight			
	oz	g	Inch	mm		oz	g	Inch	mm
T005 13 880 99	17.637	500	0.019	0.5	T005 13 878 99	17.637	500	0.039	1.0
T005 13 879 99	17.637	500	0.031	0.8	T005 13 877 99	17.637	500	0.047	1.2

WSW SC M1

Alloy: Sn0.7Cu
Temperature range: 227°C
Flux J-STD 004 - M1
Flux content: 3.5%

Order no.	Weight				Order no.	Weight			
	oz	g	Inch	mm		oz	g	Inch	mm
T005 13 876 99	17.637	500	0.019	0.5	T005 13 874 99	17.637	500	0.039	1.0
T005 13 875 99	17.637	500	0.031	0.8	T005 13 873 99	17.637	500	0.047	1.2

SD 1000 Solder dispenser

Solder dispenser



Order No. T005 13 017 99

- For use of coils up to 1000 g
- Length 95 mm, core Ø > 15 mm
- Length 70 mm, core Ø > 12 mm
- Length 84 mm, core Ø < 12 mm

ABW 2 Extension for additional reel

ABW 2 Extension for addtional reel SD 1000 Solder dispenser



Order No. T005 13 013 99

- For use of coils up to 1000 g
- Length 95 mm, core Ø > 15 mm
- Length 70 mm, core Ø > 12 mm
- Length 84 mm, core Ø < 12 mm

Accessories Cleaning

WDC Dry Cleaner

Dry cleaner for soldering tips with brass cleaning wool

Order No. T005 15 124 99

- Minimisation of the erosion
- Double soldering tip lifetime



WDC 2 Dry Cleaner

Dry Cleaner for WDH safety rests with brass cleaning wool

Order No. T005 15 125 99



WDC Dry Cleaner Set

Dry cleaner set

Order No. T005 15 126 99



Scope of supply	Order No.	Model	Description
	T005 13 031 99	Tip-Activator	For regeneration of oxidized tips
	T005 13 827 99	Stainless steel brush	Stainless Steel Brush (3 pieces)
	T005 15 124 99	WDC Dry Cleaner	Dry cleaner for soldering tips with brass cleaning wool
	WPB1	WPB 1 Polishing Bar	Polishing Bar for removal of compacted oxidised films on soldering tips.

WDC 2 Dry Cleaner Set

Dry cleaner

Order No. T005 15 127 99



Scope of supply	Order No.	Model	Description
	T005 13 031 99	Tip-Activator	For regeneration of oxidized tips
	T005 13 827 99	Stainless steel brush	Stainless Steel Brush (3 pieces)
	T005 15 124 99	WDC Dry Cleaner	Dry cleaner for soldering tips with brass cleaning wool
	WPB1	WPB 1 Polishing Bar	Polishing Bar for removal of compacted oxidised films on soldering tips.

Reinigungswolle (Stahl)

Metal Wool for WDC Dry Cleaner (T005 15 124 99), Replacement (2 Pieces)

Order No. T005 13 824 99



Messing Reinigungswolle

Brass cleaning wool for WDC 2 Dry Cleaner for WDH safety rests (T005 15 125 99) Replacement (2 pcs.)

Order No. T005 13 841 99



Reinigungswolle (Stahl)

Metal Wool for WDC 2 Dry Cleaner (T005 15 125 99), Replacement (2 Pieces)

Order No. T005 13 825 99

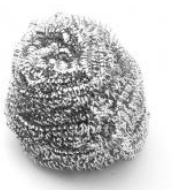

Cleaning sponge

Cleaning sponge single-layer, 70 x 55 x 16 mm

Order No. T005 22 419 99



Cleaning sponge

Cleaning sponges double-layer 70 x 55 x 16 mm

Order No. T005 22 420 99



Stainless steel brush

Stainless Steel Brush (3 pieces)

Order No. T005 13 827 99



WPB 1 Polishing Bar

Polishing Bar for removal of compacted oxidised films on soldering tips.

Order No. WPB1



- Cleaning only possible in cold state of the soldering tip

Tip-Activator

For regeneration of oxidized tips

Order No. T005 13 031 99

- Cleaning only possible in hot state of the soldering tip



Desoldering wire

- The desoldering wires consists of a copper net with flux. The special surface treatment allows efficient solder removal.



Order No.	Description
T005 13 010 99	Desoldering wire 1,6 m coil, width 1,5 mm.
T005 13 011 99	Desoldering wire 1,6 m coil, width 2 mm
T005 13 012 99	Desoldering wire 1,6 m coil, width 2,5 mm
T005 13 028 99	Desoldering wire 15 m coil, width 2,5 mm
T005 13 026 99	Desoldering wire 30 m coil, width 1,5 mm
T005 13 027 99	Desoldering wire 30 m coil, width 2 mm

Liquid flux

Liquid flux (100 ml) for simple soldering applications with high temperature and long soldering times (for example wire and dip)

Order No. T005 13 831 99



- Without brush
- Typ 1.1.3. AF-SW32, EN29 454
- Remaining flux is not corrosive
- DIN EN 61190 ROL0
- Flux on base of resin

Liquid flux

Liquid flux RMA (15 ml) especially for BGA and SMT rework. Very reliable, avoids short cuts

Order No. T005 13 837 99



- With brush
- Solvent content 73 %
- Solvent content 73 %
- ROL1 related to IPC J-STD-004

Spot-Mask

Suitable for lead free applications, 250 ml

Order No. SM15748BK

- Storable 12 months
- Suitable for lead free applications
- The Spot-Mask is a material to protect connectors of PCBs from tinning during the reflow process. For manual rework the Spot-Mask is easily applied and removed. Mechanic fixture after 6 min, hardened after 2-3 hours by 20°C, 1 hour by 95°C.



Extension cord



Order No.	Description
T005 32 099 99	Extension cord 2-wire, 4 m for TCPS
T005 25 098 99	Extension cord 5-wire, 4 m, up to 50 W, for soldering iron LR 21, MLR 21, WTA 50
T005 26 098 99	Extension cord 7-wire, 3 m, up to 80 W, for WMP, WSP 80

Filtration

FUME EXTRACTION SOLUTIONS

LOW NOISE

LOW ENERGY CONSUMPTION

LARGE FILTER SURFACE FOR LONGER FILTER LIFETIME





Volume extraction

More suitable for applications involving, for example hand soldering, solder baths, hot-air soldering, microsoldering as well as gluing and cleaning work. Weller offers various mobile systems that purify the air for up to 8 workstations.

- Large areas can be covered
- Low maintenance
- Economic for 1 to 8 workstations
- Extraction cabinets
- Remote control



Tip extraction

Weller FE (fume extraction) soldering irons have a smoke tube integrated into the handle.
When soldering, the tube is positioned directly above the tip and collects any fumes produced.
Fume extraction attachments can be retrofitted to non-fume extraction Weller soldering irons.

- Low investment per workstation
- Extract pollution right at the source
- Up to 20 soldering points with one system (max. 200 m apart)
- Ergonomic with easy access to workpiece
- Minimal air movement

MOBILE

QUICK & EASY INSTALLATION

Filtration

Filtration

Volume fume extraction	**176**
Exhaust hood	200
Easy-Click 60 extraction arms	203
Accessories for extraction arms	211
Accessories for volume extraction	212
Tip extraction	**218**
Tip extraction accessories	222
Laser extraction	**228**
Accessories	**231**
Spare filter	**236**



Laser extraction

Through its Laserline series, Weller offers mobile fume extraction for all kinds of applications. All systems can be retrofitted with special filters for use in cleanrooms or inkjet printers.

- Automatic constant flow control (CFC)
- Interface via USB, RS 232 and optional relay outputs
- Low-maintenance, brushless turbines
- Acoustic and visual filter change alarm
- Individually upgradable with special filters
- Up to three separate filter components - ensuring low operating costs
- Thermally recycable main filter housing

ZERO SMOG® and LASERLINE fume extraction solutions

WE CARE FOR YOUR ENVIRONMENT.

Why fume extraction?

Many work environments today, including soldering and adhesives applications, create particles and gases that can be harmful to the work place and the environment. To protect the operator, it is important to use an extraction system that is able to separate these particles and gases and then re-circulates the cleaned air back into the work place.

It is important to use the correct safety equipment to remove these hazardous substances. Inhaling fine particles is more dangerous than big particles that get caught more easily because they can block the alveoli in the lungs.

PROTECTS THE HEALTH

Why fume extraction?
See the video on
www.youtube.com/wellersoldering



Fine particles – A health hazard!

Protect your health and the health of your employees!

Particles and gases are hazardous to health. Fine particles can get into the lungs and cause allergies, asthma or cancer.

Filter classification:		Recommended application
In accordance with EN 1822:2009	M5	For standard applications
	F7	For applications with high flux or dust content
	E12 / H13	For applications with high flux or dust content
	Gas	For applications with fumes from adhesives and solvents

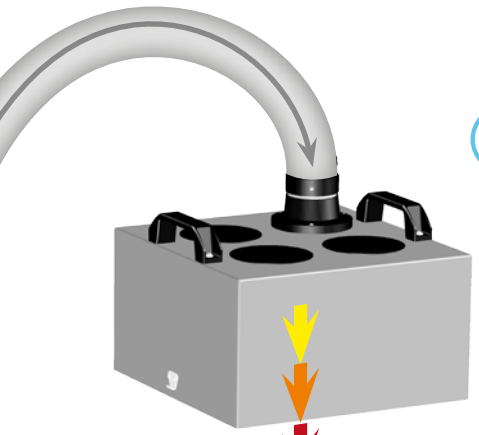

SEPARATE FILTERS LESS WEAR

Up to four filters of different permeability separate out particles and gases that are hazardous to health.

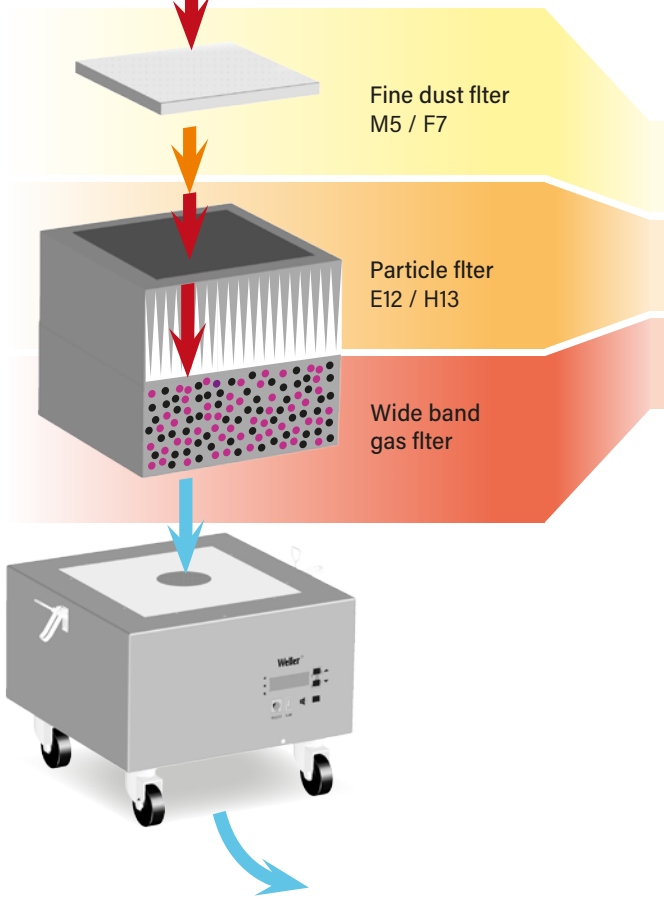

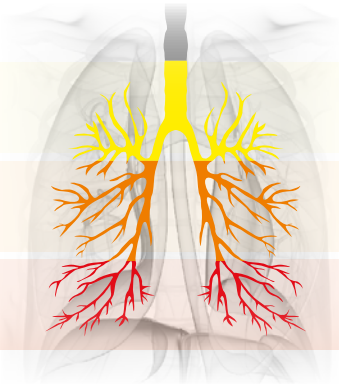

- Fibers, pollen 10 µm
  Bacteria, pigments 5 µm
- Smog
  Asbestos dust > 1 µm
  Viruses > 0.5 µm
- Gas

FINE DUST ACCUMULATION IN THE HUMAN BODY

- The smaller particles are, the deeper they penetrate into the respiratory system
- The deeper particles penetrate, the higher the health risks are
- The smallest particles travel via alveoli into the bloodstream

SAVES ENERGY AND REDUCES ENERGY COSTS

Save Energy

End product – clean air – is re-circulated into the workplace.

Filter-Systems · Weller Filtration · Replacement Filter · Accessories

BEFORE
New filter



AFTER
90 minutes soldering with leadfree solder wire

Volume fume extraction

Weller systems are specifically designed for continuous operation in industrial environments. Care and attention at the design stage plus careful component choice and a high quality manufacturing process have given Weller extraction systems a world wide reputation for reliability and longevity.



SELECTION GUIDE

based on particle- and gas filter capacity

	Standard systems			Systems with high gas filter volume		Central systems with automatic flow control	
Application	**Zero Smog EL**	**Zero Smog 2 Zero Smog TL**	**MG 130**	**MG 105**	**MG 140**	**Zero Smog 4V**	**Zero Smog 6V**
Hand soldering	✓✓	✓✓	✓✓	✓✓✓	✓✓✓	✓✓✓	✓✓✓
Heavy duty fume applications (solder bath, selective wave)	✓	✓	✓	✓	✓✓	✓✓	✓✓✓
Soldering, gluing, cleaning, filling	✓	✓	✓✓	✓✓✓	✓✓✓	✓✓	✓✓✓
Gluing, Cleaning, Filling	✓	✓	✓✓	✓✓✓	✓✓✓	✓✓✓	✓✓✓
Finedust	✓✓	✓✓	✓✓	✓	✓✓✓	✓✓	✓✓✓
MEK (Methyl Ethyl Keton)			✓	✓✓✓	✓✓✓	✓	✓
VOC (Volatile Organic Compounds)			✓	✓✓✓	✓✓✓	✓	✓✓✓
Cleanroom				✓✓✓	✓✓✓		✓✓✓

Zero Smog EL 230V F/G

Fume extraction unit

120 VA | WX compatible | TRACEability qualified | WT compatible

LOW SOUND LEVEL < 53 db (A)

Order No. FT91 01 069 9

- Fume extraction unit for 1 to 2 workplaces.
- Fine dust pre-filter M5 that can be separately changed, without having to change main filter
- Active carbon foam for effective gas filtering
- Portable fume extraction unit, for placement under or next to the bench-top.
- Easy filter change.



TECHNICAL DATA

Max. capacity	1-2 workplaces
Dimensions W x D x H (inch)	13.19 x 14.17 x 17.52
Dimensions W x D x H (mm)	335 x 360 x 445
Weight (ca) in kg	8.6
Voltage	220-240 V (50/60 Hz)
Heating output	120 VA
Noise level (distance 1 m) dB(A)	< 53
Max Turbine Vacum (Pa)	2500
Capacity m^3/h	150
Pre filter	Pre-filter mat class M5
Compact filter	Particle filter H13, Active carbon filter

Scope of supply	Order No.	Model	Description
	T005 87 627 01	Filterset H13 for Zero Smog 2, Zero Smog EL, WFE 2ES / CS	Filterset H13 for Zero Smog 2, Zero Smog EL, WFE 2ES / CS

Zero Smog EL Kit 1

Fume extraction unit with flexible arm and funnel nozzle

120 VA | WT compatible | LOW SOUND LEVEL < 53 db(A)

Order No. FT91 01 269 9

- Fume extraction unit for 1 to 2 workplaces.
- Fine dust pre-filter M5 that can be separately changed, without having to change main filter
- Active carbon foam for effective gas filtering
- Portable fume extraction unit, for placement under or next to the bench-top.
- Easy filter change.



TECHNICAL DATA

Max. capacity	1-2 workplaces
Dimensions W x D x H (inch)	13.19 x 14.17 x 17.52
Dimensions W x D x H (mm)	335 x 360 x 445
Weight (ca) in kg	8.6
Voltage	220-240 V (50/60 Hz)
Heating output	120 VA
Noise level (distance 1 m) dB(A)	< 53
Max Turbine Vacum (Pa)	2500
Capacity m^3/h	150
Pre filter	Pre-filter mat class M5
Compact filter	Particle filter H13, Active carbon filter

Scope of supply	Order No.	Model	Description
		Zero Smog EL Unit	Zero Smog EL Unit
	0F15	OF15 Flexible extraction arm	Extraction arm, flexible, 60 mm for sloped and funnel nozzles, length 1,5 m
	ALFA	ALFA Funnel Nozzle	Easy- Click 60 Funnel nozzle , for flexible and stativ extraction arm, width 230 mm, height 100 mm. To be mounted on an aluminium extraction arm without flexible hose, adapter Z is needed. See extraction arms accessories.
	T005 87 627 01	Filterset H13 for Zero Smog 2, Zero Smog EL, WFE 2ES / CS	Filterset H13 for Zero Smog 2, Zero Smog EL, WFE 2ES / CS
	T005 87 628 46	Fixing clamp	Fixing clamps Ø 63mm, 1 piece, for fixing 60mm extraction arms

Zero Smog 2

Fume extraction unit Zero Smog 2

185 VA LOW SOUND LEVEL **50 db(A)**

Order No. FT91 00 469 9

- Economical unit purifies air up to 2 workplaces
- Easy filter exchange
- Quick and simple installation
- Portable fume extraction unit
- The fume extraction unit Zero Smog 2 is easy to install and operate. It is designed as a small, economical central system for two workplaces. The Zero Smog 2 is available in a beneficial kit.



TECHNICAL DATA

Max. capacity	1-2 workplaces
Dimensions W x D x H (inch)	14,17 x 12,99 x 16,33
Dimensions W x D x H (mm)	360 x 330 x 415
Weight (ca) in kg	9
Voltage	220-240 V (50/60 Hz)
Heating output	185 VA
Noise level (distance 1 m) dB(A)	50
Max Turbine Vacum (Pa)	3.000
Capacity m^3/h	190
Pre filter	Pre filter mat class M5
Compact filter	Particle filter H 13, Active carbon filter

Scope of supply	Order No.	Model	Description
		Zero Smog 2 Unit	Zero Smog 2 Unit

Zero Smog 2 Kit

Fume extraction unit Zero Smog 2 with Kit 1 Funnel

185 VA | LOW SOUND LEVEL < 53 db(A)

Order No. FT91 00 669 9



Scope of supply	Order No.	Model	Description
		Zero Smog 2 Unit	Zero Smog 2 Unit
	T005 36 571 99	Kit 1 WF Funnel Nozzle	Easy-Click 60 extraction arm, flexible with funnel nozzle and stop valve

Zero Smog 2 Kit 2 Nozzle

Fume extraction unit Zero Smog 2 with kit 2 nozzle

185 VA | LOW SOUND LEVEL < 53 db(A)

Order No. FT91 00 769 9



Scope of supply	Order No.	Model	Description
		Zero Smog 2 Unit	Zero Smog 2 Unit
2 x	0F15	OF15 Flexible extraction arm	Extraction arm, flexible, 60 mm for sloped and funnel nozzles, length 1,5 m
2 x	FT-N	FT-N Sloped nozzle	Easy-Click 60 metal sloped nozzle Ø 50mm, length 130 mm.

Zero Smog 2 Kit 2 Funnel

Fume extraction unit Zero Smog 2 with Kit 2 funnel

185 VA | LOW SOUND LEVEL < 53 db(A)

Order No. FT91 00 869 9



Scope of supply	Order No.	Model	Description
		Zero Smog EL Unit	Zero Smog EL Unit
2 x	0F15	OF15 Flexible extraction arm	Extraction arm, flexible, 60 mm for sloped and funnel nozzles, length 1,5 m
2 x	ALFA	ALFA Funnel Nozzle	Easy- Click 60 Funnel nozzle , for flexible and stativ extraction arm, width 230 mm, height 100 mm. To be mounted on an aluminium extraction arm without flexible hose, adapter Z is needed. See extraction arms accessories.
	FT91004699	Zero Smog 2	Fume extraction unit Zero Smog 2

Zero Smog 2 Fume extraction unit for Adhesive fumes

Fume extraction unit Zero Smog 2

185 VA | LOW SOUND LEVEL 53 db(A)

Order No. FT91 00 569 9



- Economical unit purifies air up to
- 2 workplaces
- Easy filter exchange
- Quick and simple installation
- Portable fume extraction unit
- The fume extraction unit Zero Smog 2 is easy to install and operate. It is adapted with a adhesive fume filter for gluing applications.

Zero Smog TL

Fume extraction unit Zero Smog TL

120 W | WX compatible | TRACEability Weller qualified | WT compatible

LOW SOUND LEVEL < 50 db (A)

Order No. FT91 01 369 9

- Low noise levels
- Automated filter change notification system
- Easily operated and easy filter replacement
- Longer service life due to exceptionally large filter surface
- For connection to a WX / WT station a WX / WT Hub is needed



TECHNICAL DATA

Max. capacity	1-2 workplaces
Dimensions W x D x H (inch)	
Dimensions W x D x H (mm)	335 x 330 x 445
Weight (ca) in kg	9
Voltage	220-240 V (50/60 Hz)
Heating output	120 W
Noise level (distance 1 m) dB(A)	<50
Max Turbine Vacum (Pa)	3.000
Capacity m^3/h	190
Pre filter	Fine dust prefilter F7
Compact filter	Particle filter H13, Active carbon foam filter

Zero Smog TL Kit 1 FN

Fume extraction unit with flexible extraction arm, extraction hose, stop valve with bench mounting brackets, remote switch and funnel nozzle

120 W | WX compatible | TRACEability Weller qualified | WT compatible

LOW SOUND LEVEL < 50 db (A)

Order No. FT91 01 569 9



Scope of supply	Order No.	Model	Description
	0F10	OF10 flexible Extraction arm	Easy-Click 60 flexible Extraction arm, 60 mm for sloped and funnel nozzles, length 1 m
	700-3051-ESD	Extraction hose 3 meter	Easy Click 60 Extraction hose Ø 60 mm lenght: 3 meter
	ALFA	ALFA Funnel Nozzle	Easy- Click 60 Funnel nozzle , for flexible and stativ extraction arm, width 230 mm, height 100 mm. To be mounted on an aluminium extraction arm without flexible hose, adapter Z is needed. See extraction arms accessories.
	FT91000033	On-/Off-Switch	ZSRS Zero Smog Remote Switch
	FT91013699	Zero Smog TL	Fume extraction unit Zero Smog TL

Zero Smog TL Kit 2 FN

Fume extraction unit with 2 flexible extraction arms, 2 fixing clamps for the arms, a remote switch and 2 funnel nozzles

120 W | WX compatible | TRACEability Weller qualified | WT compatible

LOW SOUND LEVEL < 50 db (A)

Order No. FT91 01 769 9



Scope of supply	Order No.	Model	Description
2 x	0F15	OF15 Flexible extraction arm	Extraction arm, flexible, 60 mm for sloped and funnel nozzles, length 1,5 m
2 x	ALFA	ALFA Funnel Nozzle	Easy- Click 60 Funnel nozzle , for flexible and stativ extraction arm, width 230 mm, height 100 mm. To be mounted on an aluminium extraction arm without flexible hose, adapter Z is needed. See extraction arms accessories.
	FT91000033	On-/Off-Switch	ZSRS Zero Smog Remote Switch
	FT91013699	Zero Smog TL	Fume extraction unit Zero Smog TL
2 x	T005 87 628 46	Fixing clamp	Fixing clamps Ø 63mm, 1 piece, for fixing 60mm extraction arms

Zero Smog TL Kit 2 SN

Fume extraction unit with 2 flexible extraction arms, 2 fixing clamps for the arms, a remote switch and 2 sloped nozzles

120 W | WX compatible | TRACEability Weller qualified | WT compatible

LOW SOUND LEVEL < 50 db (A)

Order No. FT91 01 669 9



Scope of supply		Order No.	Model	Description
	2 x	0F15	OF15 Flexible extraction arm	Extraction arm, flexible, 60 mm for sloped and funnel nozzles, length 1,5 m
	2 x	FT-NL	FT-NL Sloped nozzle	Easy -Click 60 metal metal nozzle Ø 60mm, length 130 mm.
		FT91000033	On-/Off-Switch	ZSRS Zero Smog Remote Switch
		FT91013699	Zero Smog TL	Fume extraction unit Zero Smog TL
	2 x	T005 87 628 46	Fixing clamp	Fixing clamps Ø 63mm, 1 piece, for fixing 60mm extraction arms

Zero Smog TL with Gas Filter

Zero Smog TL fume extraction unit with Gas Filter

120 W | WX compatible | TRACEability Weller qualified | WT compatible

LOW SOUND LEVEL < 50 db (A)

Order No. FT91 01 469 9



Scope of supply	Order No.	Model	Description
	T005 87 359 38	Fine dust filter F7 WFE 2S, Zero Smog 4V	Fine dust filter F7 for WFE 2S, Zero Smog 4V

MG 130

Fume extraction unit MG 130

100 W | LOW SOUND LEVEL < 52 db (A) | ESD

Order No. 130- 10 00- ESD

- Unit purifies air up to 2 workplaces
- 100–240 power supply for global use
- Filter alarm and 3 steps speed control
- Small foot print design
- The fume extraction unit MG 130 is easy to install and operate. Is supplied complete ready to place close to the workbench.



TECHNICAL DATA

Max. capacity	1-2 workplaces
Dimensions W x D x H (inch)	18,11 x 8,26 x 19,68
Dimensions W x D x H (mm)	460 x 210 x 500
Weight (ca) in kg	11
Voltage	100 - 240 V, 50/60 Hz
Heating output	100 W
Noise level (distance 1 m) dB(A)	< 52
Max Turbine Vacum (Pa)	2.300
Capacity m^3/h	140
Pre filter	Pre filter mat class F7
Compact filter	Particle filter H13, Wide band gas filter (50 % Active carbon + 50 % Chemisorb)
ESD-safe	✓

Scope of supply	Order No.	Model	Description
		MG 130 Unit	MG 130 Unit
	130-2000-ESD	Compact filter MG 130	Particle filter H13 and wide band gas filter, Standard
	130-2010	Fine dust filter F7 MG 130	Fine dust filter F7 for MG 130

MG 130 Kit Nozzle

Fume extraction unit MG 130 mit Kit Nozzle

100 W | LOW SOUND LEVEL < 52 db(A)

Order No. 130- 10 55- ESD



Scope of supply	Order No.	Model	Description
		MG 130 Unit	MG 130 Unit
2 x	0F10	OF10 flexible Extraction arm	Easy-Click 60 flexible Extraction arm, 60 mm for sloped and funnel nozzles, length 1 m
	130-2000-ESD	Compact filter MG 130	Particle filter H13 and wide band gas filter, Standard
	130-2010	Fine dust filter F7 MG 130	Fine dust filter F7 for MG 130
2 x	FT-NL	FT-NL Sloped nozzle	Easy -Click 60 metal metal nozzle Ø 60mm, length 130 mm.

MG 130 Kit Funnel

Fume extraction unit MG 130 with Kit Funnel

100 W | LOW SOUND LEVEL < 52 db(A)

Order No. FT91 00 010 3



Scope of supply	Order No.	Model	Description
		MG 130 Unit	MG 130 Unit
2 x	0F10	OF10 flexible Extraction arm	Easy-Click 60 flexible Extraction arm, 60 mm for sloped and funnel nozzles, length 1 m
2 x	ALFA	ALFA Funnel Nozzle	Easy- Click 60 Funnel nozzle , for flexible and stativ extraction arm, width 230 mm, height 100 mm. To be mounted on an aluminium extraction arm without flexible hose, adapter Z is needed. See extraction arms accessories.

MG 100S

Fume extraction unit MG 100S

100 W | LOW SOUND LEVEL < 52 db (A)

Order No. 100-10 00- ESD

- Unit purifies air at up to 2 workplaces
- High Gasfilter volume
- Electronic filter control with filter alarm
- Variable speed setting
- Minimized foot print



TECHNICAL DATA

Max. capacity	1-2 workplaces
Dimensions W x D x H (inch)	18, 11 x 8, 26 x 24, 15
Dimensions W x D x H (mm)	460 x 210 x 610
Weight (ca) in kg	15
Voltage	110 - 240 V, 50/60 Hz
Heating output	100 W
Noise level (distance 1 m) dB(A)	< 52
Max Turbine Vacum (Pa)	2.300
Capacity m^3/h	140
Pre filter	
Compact filter	Particle filter H13, Wide band gas filter (50 % Active carbon + 50 % Chemisorb)
ESD-safe	✓

Scope of supply	Order No.	Model	Description
		MG 100S Unit	MG 100S Fume Extraction Unit
	100-2000-ESD	Compact filter MG 100S Standard	Particle filter H13 and wide band gas filter, Standard

MG 100S Kit 1

Fume extraction unit MG 100S with Kit 2 Funnel

100 W | LOW SOUND LEVEL < 52 db(A) | ESD

Order No. 100-10 56- ESD



Scope of supply	Order No.	Model	Description
		MG 100S Unit	MG 100S Fume Extraction Unit
	100-2000-ESD	Compact filter MG 100S Standard	Particle filter H13 and wide band gas filter, Standard
	T005 36 571 99	Kit 1 WF Funnel Nozzle	Easy-Click 60 extraction arm, flexible with funnel nozzle and stop valve

MG 100S Kit 2

Fume extraction unit MG 100S with Kit 2 Funnel

100 W | LOW SOUND LEVEL < 52 db(A) | ESD

Order No. 100-10 55- ESD



Scope of supply	Order No.	Model	Description
		MG 100S Unit	MG 100S Fume Extraction Unit
2 x	0F15	OF15 Flexible extraction arm	Extraction arm, flexible, 60 mm for sloped and funnel nozzles, length 1,5 m
	100-2000-ESD	Compact filter MG 100S Standard	Particle filter H13 and wide band gas filter, Standard
2 x	ALFA	ALFA Funnel Nozzle	Easy- Click 60 Funnel nozzle , for flexible and stativ extraction arm, width 230 mm, height 100 mm. To be mounted on an aluminium extraction arm without flexible hose, adapter Z is needed. See extraction arms accessories.

MG 100S Kit 3

Fume extraction unit MG 100S with Kit 3

100 W | LOW SOUND LEVEL < 52 db (A) | ESD

Order No. 100-10 32- ESD



Scope of supply	Order No.	Model	Description
		MG 100S Unit	MG 100S Fume Extraction Unit
	100-2000-ESD	Compact filter MG 100S Standard	Particle filter H13 and wide band gas filter, Standard
	3-0F15	3-0F15 Flexible extraction arm	Easy- Click 60 Flexible extraction arm, 32 mm lenght 1,5 Meter

MG 140

Fume extraction unit MG 140

100 W | LOW SOUND LEVEL < 50 db (A)

Order No. 145-10 00- ESD

- Unit purifies air at up to 2 workplaces
- High Gasfilter volume
- Electronic filter control with alarm function
- Switch power supply 100 - 240 V
- 4 wheels for easy movement



TECHNICAL DATA

Max. capacity	2 workplaces
Dimensions W x D x H (inch)	13,77x13,18x25,78
Dimensions W x D x H (mm)	350 x 335 x 655
Weight (ca) in kg	18
Voltage	110 - 240 V, 50/60 Hz
Heating output	100 W
Noise level (distance 1 m) dB(A)	< 50
Max Turbine Vacum (Pa)	2.300
Capacity m^3/h	140
Pre filter	Pre filter mat class F7
Compact filter	Particle filter H13, Wide band gas filter (50 % Active carbon + 50 % Chemisorb)
ESD-safe	✓

Scope of supply

Order No.	Model	Description
	MG 140 Unit	MG 140 Fume Extraction Unit
145-2000-ESD	Compact filter MG 140	Particle filter H13 and wide band gas filter, Standard
145-4000	Pre-filter F7 MG 140	Pre-filter bag F8 MG 140

MG 140 for Cleanrooms

Fume extraction unit MG 140 for clean room applications

100 W | LOW SOUND LEVEL < 50 db(A) | ESD

Order No. 145-10 02- ESD

- Unit purifies air at up to 2 workplaces
- High Gasfilter volume
- Electronic filter control with alarm function
- Switch power supply 100 - 240 V
- 4 wheels for easy movement



Scope of supply	Order No.	Model	Description
		MG 140 Unit	MG 140 Fume Extraction Unit
	145-2002-ESD	Particle filter MG 140 Cleanroom	Particle filter H13 and wide band gas filter, Cleanroom
	145-4000	Pre-filter F7 MG 140	Pre-filter bag F8 MG 140

Accessories	Order No.	Model	Description
	700-3057	Remote control for MG units	Remote control for fume extraction unit WFE 2X, MG 100, MG 200, MG 400 with 2 m (78.74 in) cable

Zero Smog 4V

Fume extraction unit Zero Smog 4V

275 VA | WX compatible | TRACEability qualified | WT compatible

LOW SOUND LEVEL < 48 db (A)

Order No. T005 36 606 99

- Unit purifies air at up to 4 workplaces
- Constant Flow Control (CFC) guarantees automatical air flow regulation for each working place independent of the connected workplaces
- Electronic filter control with optical and
- acoustical filter alarm
- Efficiency test via USB port
- 4 wheels to allow easy movement of the unit



TECHNICAL DATA

Max. capacity	1-4 workplaces
Dimensions W x D x H (inch)	13,58x12,79x19,88
Dimensions W x D x H (mm)	345 x 325 x 505
Weight (ca) in kg	19
Voltage	220-240 V (50/60 Hz)
Heating output	275 VA
Noise level (distance 1 m) dB(A)	< 48
Max Turbine Vacum (Pa)	2.700
Capacity m^3/h	230
Pre filter	Pre filter mat class F7
Compact filter	Particle filter H13, Wide band gas filter (50 % Active carbon + 50 % Chemisorb)
ESD-safe	✓

Scope of supply	Order No.	Model	Description
		Zero Smog 4V Unit	Zero Smog 4V Unit
	T005 87 359 36	Compact filter Zero Smog 4V, WFE 2S	Compact filter for Zero Smog 4V, WFE 2S
	T005 87 359 38	Fine dust filter F7 WFE 2S, Zero Smog 4V	Fine dust filter F7 for WFE 2S, Zero Smog 4V
	T005 87 627 67	Hose connector straight	Hose connector, straight for WFE 2S / WFE 4S, Zero Smog 4V / Zero Smog 6V and pre filter box

Zero Smog 4V Adhesive fume filter

Fume extraction unit Zero Smog 4V

275 VA | WX compatible | TRACEability qualified | WT compatible | LOW SOUND LEVEL 48 db (A)

Order No. T005 36 616 99

- Unit purifies air at up to 4 workplaces
- Constant Flow Control (CFC) guarantees
- automatical air flow regulation for each
- working place independent of the connected
- workplaces
- Electronic filter control with optical and
- acoustical filter alarm
- Efficiency test via USB port
- 4 wheels to allow easy movement of the unit



Scope of supply	Order No.	Model	Description
		Zero Smog 4V Unit	Zero Smog 4V Unit

Zero Smog 4V Kit 1 Nozzle

Fume extraction unti Zero Smog 4V with Kit 1 Nozzle

275 VA | WX compatible | TRACEability Weller qualified | WT compatible | LOW SOUND LEVEL < 48 db (A)

Order No. T005 36 636 99



Scope of supply	Order No.	Model	Description
		Zero Smog 4V Unit	Zero Smog 4V Unit
	T005 36 572 99	Kit 1 Sloped Nozzle	Easy-Click 60 extraction arm with sloped nozzle and stop valve
	T005 87 359 36	Compact filter Zero Smog 4V, WFE 2S	Compact filter for Zero Smog 4V, WFE 2S
	T005 87 359 38	Fine dust filter F7 WFE 2S, Zero Smog 4V	Fine dust filter F7 for WFE 2S, Zero Smog 4V
	T005 87 627 67	Hose connector straight	Hose connector, straight for WFE 2S / WFE 4S, Zero Smog 4V / Zero Smog 6V and pre filter box

Zero Smog 4V Kit 2 Nozzle

Fume extraction Zero Smog 4V with Kit 2 Nozzle

275 VA | WX compatible | TRACEability Weller qualified | WT compatible | LOW SOUND LEVEL < 48 db (A)

Order No. T005 36 656 99



Scope of supply	Order No.	Model	Description
		Zero Smog 4V Unit	Zero Smog 4V Unit
2 x	T005 36 572 99	Kit 1 Sloped Nozzle	Easy-Click 60 extraction arm with sloped nozzle and stop valve
	T005 87 359 36	Compact filter Zero Smog 4V, WFE 2S	Compact filter for Zero Smog 4V, WFE 2S
	T005 87 359 38	Fine dust filter F7 WFE 2S, Zero Smog 4V	Fine dust filter F7 for WFE 2S, Zero Smog 4V
2 x	T005 87 627 67	Hose connector straight	Hose connector, straight for WFE 2S / WFE 4S, Zero Smog 4V / Zero Smog 6V and pre filter box

Zero Smog 4V Kit 1 Funnel

Fume extraction Zero Smog 4V with Kit 1 Funnel

275 VA | WX compatible | TRACEability qualified | WT compatible | LOW SOUND LEVEL < 48 db (A)

Order No. T005 36 626 99



Scope of supply	Order No.	Model	Description
		Zero Smog 4V Unit	Zero Smog 4V Unit
	T005 36 571 99	Kit 1 WF Funnel Nozzle	Easy-Click 60 extraction arm, flexible with funnel nozzle and stop valve
	T005 87 359 36	Compact filter Zero Smog 4V, WFE 2S	Compact filter for Zero Smog 4V, WFE 2S
	T005 87 359 38	Fine dust filter F7 WFE 2S, Zero Smog 4V	Fine dust filter F7 for WFE 2S, Zero Smog 4V
	T005 87 627 67	Hose connector straight	Hose connector, straight for WFE 2S / WFE 4S, Zero Smog 4V / Zero Smog 6V and pre filter box

Zero Smog 4V Kit 2 Funnel

Fume extraction Zero Smog 4V with Kit 2 Funnel

275 VA | WX compatible | TRACEability qualified | WT compatible | LOW SOUND LEVEL < 48 db (A)

Order No. T005 36 646 99



Scope of supply	Order No.	Model	Description
		Zero Smog 4V Unit	Zero Smog 4V Unit
2 x	T005 36 571 99	Kit 1 WF Funnel Nozzle	Easy-Click 60 extraction arm, flexible with funnel nozzle and stop valve
	T005 87 359 36	Compact filter Zero Smog 4V, WFE 2S	Compact filter for Zero Smog 4V, WFE 2S
	T005 87 359 38	Fine dust filter F7 WFE 2S, Zero Smog 4V	Fine dust filter F7 for WFE 2S, Zero Smog 4V
2 x	T005 87 627 67	Hose connector straight	Hose connector, straight for WFE 2S / WFE 4S, Zero Smog 4V / Zero Smog 6V and pre filter box

Zero Smog 6V

Fume extraction Zero Smog 6V

460 VA | WX compatible | TRACEability qualified | WT compatible

LOW SOUND LEVEL < 51 db (A)

Order No. T005 36 666 99

- Unit purifies air at up to 8 workplaces
- The Constant Flow Control (CFC) guarantees optimal air flow regulation for each working place independent of the connected workplaces
- Efficiency test via USB port
- Electronic filter control with optical and acoustical filter alarm
- 4 wheels to allow easy movement of the unit



TECHNICAL DATA

Max. capacity	1-8 workplaces
Dimensions W x D x H (inch)	18,11 x 18,11 x 26,18
Dimensions W x D x H (mm)	460 x 460 x 665
Weight (ca) in kg	40
Voltage	230 V, 50/60 Hz (120 V, 60 Hz)
Heating output	460 VA
Noise level (distance 1 m) dB(A)	< 51
Max Turbine Vacum (Pa)	3.000
Capacity m^3/h	615
Pre filter	Pre filter mat class F7
Compact filter	Particle filter H13, Wide band gas filter (50 % Active carbon / 50 % Chemisorb)
ESD-safe	✓

Scope of supply	Order No.	Model	Description
		Zero Smog 6V Unit	Zero Smog 6V Unit
	T005 87 358 36	Fine dust filter F7 for Zero Smog 20T, WFE 20D, WFE 4S, Zero Smog 6V, FC 800	Fine dust filter F7 for Zero Smog 20T, WFE 20D, WFE 4S, Zero Smog 6V, FC 800
	T005 87 358 38	Compact filter - WFE 20D, WFE 4S, Zero Smog 6V, Zero Smog 20T, FC 800	Compact filter for WFE 20D, WFE 4S, Zero Smog 6V, Zero Smog 20T, FC 800
	T005 87 627 67	Hose connector straight	Hose connector, straight for WFE 2S / WFE 4S, Zero Smog 4V / Zero Smog 6V and pre filter box

Zero Smog 6V with gas filter

Fume extraction Zero Smog 6V for adhesive fumes

460 VA | WX compatible | TRACEability qualified | WT compatible | LOW SOUND LEVEL 51 db(A)

Order No. T005 36 676 99

- Unit purifies air at up to 8 workplaces
- The Constant Flow Control (CFC) guarantees optimal air flow regulation for each working place independent of the connected workplaces
- Efficiency test via USB port
- Electronic filter control with optical and acoustical filter alarm
- 4 wheels to allow easy movement of the unit



Scope of supply	Order No.	Model	Description
		Zero Smog 6V Unit	Zero Smog 6V Unit
	T005 87 358 35	Wide band gas filter	Wide band gas filter for WFE 4S, Zero Smog 6V, FC 800
	T005 87 358 36	Fine dust filter F7 for Zero Smog 20T, WFE 20D, WFE 4S, Zero Smog 6V, FC 800	Fine dust filter F7 for Zero Smog 20T, WFE 20D, WFE 4S, Zero Smog 6V, FC 800
	T005 87 627 67	Hose connector straight	Hose connector, straight for WFE 2S / WFE 4S, Zero Smog 4V / Zero Smog 6V and pre filter box

Accessories	Order No.	Model	Description
	T005 31 191 99	RS 232 Interface cable	Interface cable RS 232, 2 m (78.74 in) for remote control or monitoring by PC (type 1:1) T005 87 359 09
	T005 87 359 09	Remote Control Zero Smog Units	Remote control for fume extraction units WFE 20D, WFE 2S, WFE 4S, WFE 8S, ZS 4V, ZS 6V, ZS 20T with filter status display

CBC A 230 V 4 x Easy Click 60

Air curtain cabinet CBCA with unique ventilation concept

65 W | LOW SOUND LEVEL < 49 db (A)

Order No. CBCA 11 2G0 4G65I2



- 80 % low running cost against conventional extraction cabines. CBC-A needs only 200 m3/h. Conventional 1000 m3/h
- Mobile System for flexible use on a work bench or trolly.
- Large open front working area with no glas screen.
- Low noice level
- Cabinet interior fittings: Tube lighting
- (2 x 39 W), 230 V. 4 pcs. mains connector 230V

CBC A 160mm hose connector for central ventilation

CBCA 160mm hose connector for central ventilation

65 W | LOW SOUND LEVEL < 49 db (A)

Order No. CBCA 11 2G0 2G65I2



- 80 % low running cost against conventional extraction cabines. CBC-A needs only 200 m3/h. Conventional 1000 m3/h
- Mobile System for flexible use on a work bench or trolly.
- Large open front working area with no glas screen.
- Low noice level
- Cabinet interior fittings: Tube lighting
- (2 x 39 W), 230 V. 4 pcs. mains connector 230V

Accessorie

Order No.	Description
T005 36 666 99	Fume extraction Zero Smog 6V
700-3051-ESD	Easy Click 60 Extraction hose Ø 60 mm lenght: 3 meter

WESDA 402 Exhaust cabinet 400 liter

Acryl Extraction Cabinet 400 Ltr.

Order No. FT91 00 002 1

- 4 lower shelf
- The ESD safe WESDA Acryl exhaust cabinets are designed to store components during the drying time after gluing or epoxy resin filling processes. The gas emissions are extracted by an extraction unit connected via an easy click 60 hose adapter at the back of the cabinet.
- The ESD safe WESDA Acryl exhaust cabinets are designed to store components during the drying time after gluing or epoxy resin filling processes. The gas emissions are extracted by an extraction unit connected via an easy click 60 hose adapter at the back of the cabinet.



Accessories	Order No.	Model	Description
	700-3041-ESD	Extraction hose 2 meter	Easy Click 60 Extraction hose Ø 60 mm lenght: 2 meter
	T005 36 616 99	Zero Smog 4V Adhesive fume filter	Fume extraction unit Zero Smog 4V

WESDA 201 Exhaust cabinet 200 liter

Acryl Extraction Cabinaet 200 Ltr.

Order No. FT91 00 002 0

- 2 lower shelf
- The ESD safe WESDA 201 Acryl exhaust cabinets are designed to store components during the drying time after gluing or epoxy resin filling processes. The gas emissions are extracted by an extraction unit connected via an easy click 60 hose adapter at the back of the cabinet.



Accessories	Order No.	Model	Description
	700-3041-ESD	Extraction hose 2 meter	Easy Click 60 Extraction hose Ø 60 mm lenght: 2 meter
	T005 36 616 99	Zero Smog 4V Adhesive fume filter	Fume extraction unit Zero Smog 4V

Exhaust hood

WEHT Exhaust hood for rising fumes

Extraction hood WEHT with easy-click 60 exhaust top connetor



Order No. FT91 00 002 2

- For applications where fumes spread rapidly due to a drafty work environment. The hood can enclose the source, enabling fumes to be captured before they contaminate the workplace. To guarantee sufficient extraction results an extraction unit with minimum 230 m3/h must be connected to the hood.
- Mobile usage on a bench or trolly

Accessories	Order No.	Model	Description
	700-3051-ESD	Extraction hose 3 meter	Easy Click 60 Extraction hose Ø 60 mm lenght: 3 meter
	FT910 04 699	Zero Smog 2	Fume extraction unit Zero Smog 2
	T005 36 606 99	Zero Smog 4V	Fume extraction unit Zero Smog 4V

WEHB Exhaust hood for glueing / cleaning

WEHB Extraction Hood Bottom for gluing or cleaning applications



Order No. FT91 00 002 3

- Mobil use on bench or trolly
- The work place is covered with a punched steel plate.
- To guarantee sufficient extraction results an extraction unit with minimum 230 m3/h must be connected to the hood.

Accessories	Order No.	Model	Description
	700-3051-ESD	Extraction hose 3 meter	Easy Click 60 Extraction hose Ø 60 mm lenght: 3 meter
	FT910 05 699	Zero Smog 2 Fume extraction unit for Adhesive fumes	Fume extraction unit Zero Smog 2
	T005 36 616 99	Zero Smog 4V Adhesive fume filter	Fume extraction unit Zero Smog 4V

Zero Smog 4 V Kit Extraction Hood

Set: Fiume Extraction Zero Smog 4V and Extraction Hood WEHT with top extraction

275 VA | WX compatible | TRACEability qualified | LOW SOUND LEVEL 48 db(A)



Order No. FT91 00 002 4

- The Zero Smog 4V Kit Extraction Hood Top used for applications where fumes spread rapidly due to a drafty work environment. The hood can enclose the source, enabling fumes to be captured before they contaminate the workplace. To guarantee sufficient extraction results an extraction unit with minimum 230 m3/h must be connected to the hood.

Scope of supply	Order No.	Model	Description
	700-3051-ESD	Extraction hose 3 meter	Easy Click 60 Extraction hose Ø 60 mm lenght: 3 meter
	FT910 00 022	WEHT Exhaust hood for rising fumes	Extraction hood WEHT with easy-click 60 exhaust top connetor
	T005 36 606 99	Zero Smog 4V	Fume extraction unit Zero Smog 4V

Accessories	Order No.	Model	Description
	T005 31 191 99	RS 232 Interface cable	Interface cable RS 232, 2 m (78.74 in) for remote control or monitoring by PC (type 1:1) T005 87 359 09

Exhaust hood metal

Exhaust hood, metal



Order No. T005 87 358 45

- 200 x 100 mm (7,87 x 3,93 inch)
- Use with hot air soldering operations uses extraction hose 60
- Metal black
- Inclusive adapter T00 587 627 53

Accessories	Order No.	Model	Description
	T005 87 620 36	Absaugschlauch 60 Meterware	Extension hose, heavy construction, sold by metre (max. length 15m)

Zero Smog 4V Kit with WEHB extraction hood

Fume extraction Zero Smog 4V with Extraction Hood WEHB, bottom extraction

275 VA | WX compatible | TRACEability Weller qualified | LOW SOUND LEVEL 48 db(A)



Order No. FT91 00 002 5

- The Zero Smog 4V kit with WEHB Extraction Hood could used for gluing or cleaning applications where gases from solvents or glue, lighter than air have to be extracted from below. The work place is covered with a puncheed steel plate. To guarantee sufficient extraction results an extraction unit with minimum 230 m3/h must be connected to the hoods.

Scope of supply	Order No.	Model	Description
	700-3051-ESD	Extraction hose 3 meter	Easy Click 60 Extraction hose Ø 60 mm lenght: 3 meter
	FT910 00 023	WEHB Exhaust hood for glueing / cleaning	WEHB Extraction Hood Bottom for gluing or cleaning applications
	T005 36 616 99	Zero Smog 4V Adhesive fume filter	Fume extraction unit Zero Smog 4V

Accessories	Order No.	Model	Description
	T005 31 191 99	RS 232 Interface cable	Interface cable RS 232, 2 m (78.74 in) for remote control or monitoring by PC (type 1:1) T005 87 359 09
	T005 87 359 09	Remote Control Zero Smog Units	Remote control for fume extraction units WFE 20D, WFE 2S, WFE 4S, WFE 8S, ZS 4V, ZS 6V, ZS 20T with filter status display

Easy-Click 60 extraction arms

The Weller Easy Click 60 system is a flexible, easy-to-install connector system for quickly and safely putting together surface extraction systems as you want—without any tools*.

The ESD-safe Easy Click 60 modules provide a variety of connection solutions and are suitable for every application at the workstation. The individual elements can be combined with each other or expanded for individual requirements based on the modular principle.

In addition, thanks to the logical design, the elements can be quickly and flexibly adapted to modified production conditions.

*Except in the case of air intake ports



Kit 1 WF 32

Easy-Click 60 extraction arm with sloped nozzle ,

length 1 m, Ø 32 mm, stop valve.



Order No. T005 87 627 70

Scope of supply	Order No.	Model	Description
	700-3051-ESD	Extraction hose 3 meter	Easy Click 60 Extraction hose Ø 60 mm lenght: 3 meter
	T005 36 574 99	Easy-Click 60 Stop valve	Easy-Click 60 Stop valve for table connection of and flex arm and extraction hose including air flow valve and 2 bench mounting brackets.
	T005 36 580 99	WF 32 Extraction Arm 32 mm, with sloped nozzle	Microscope extraction arm, flexible, 32 mm, aluminium nozzle sloped 45°, lenght 1 meter
	T005 87 628 34	Sloped Nozzle 31 mm	Sloped aluminium nozzle for 32 mm flex arms, Ø 31 mm, length 60 mm

Kit 1 WF Funnel Nozzle

Easy-Click 60 extraction arm, flexible with funnel nozzle and stop valve



Order No. T005 36 571 99

Scope of supply	Order No.	Model	Description
	0F10	OF10 flexible Extraction arm	Easy-Click 60 flexible Extraction arm, 60 mm for sloped and funnel nozzles, length 1 m
	700-3051-ESD	Extraction hose 3 meter	Easy Click 60 Extraction hose Ø 60 mm lenght: 3 meter
	ALFA	ALFA Funnel Nozzle	Easy- Click 60 Funnel nozzle , for flexible and stativ extraction arm, width 230 mm, height 100 mm. To be mounted on an aluminium extraction arm without flexible hose, adapter Z is needed. See extraction arms accessories.
	T005 36 574 99	Easy-Click 60 Stop valve	Easy-Click 60 Stop valve for table connection of and flex arm and extraction hose including air flow valve and 2 bench mounting brackets.

Kit 1 Sloped Nozzle

Easy-Click 60 extraction arm with sloped nozzle and stop valve



Order No. T005 36 572 99

Scope of supply	Order No.	Model	Description
	0F10	OF10 flexible Extraction arm	Easy-Click 60 flexible Extraction arm, 60 mm for sloped and funnel nozzles, length 1 m
	700-3051-ESD	Extraction hose 3 meter	Easy Click 60 Extraction hose Ø 60 mm lenght: 3 meter
	FT-NL	FT-NL Sloped nozzle	Easy -Click 60 metal metal nozzle Ø 60mm, length 130 mm.
	T005 36 574 99	Easy-Click 60 Stop valve	Easy-Click 60 Stop valve for table connection of and flex arm and extraction hose including air flow valve and 2 bench mounting brackets.

Kit 1S WF Sloped Nozzle

Easy-Click 60 2 joint aluminium extraction arm with sloped and stop valve

Order No. T005 36 579 99



Scope of supply	Order No.	Model	Description
	0F07	OF07 Flexible extraction arm	Easy-Click 60 flexible Extraction arm, 60 mm for sloped and funnel nozzles, length 0,7 m. with connectors.
	700-3051-ESD	Extraction hose 3 meter	Easy Click 60 Extraction hose Ø 60 mm lenght: 3 meter
	FT-NL	FT-NL Sloped nozzle	Easy -Click 60 metal metal nozzle Ø 60mm, length 130 mm.
	T005 36 598 99	2 Joint Extraction Arm	Easy-Click 60 2 joint aluminium extraction arm with valve and ball joint bracket

Kit 1S WF Funnel Nozzle

Easy-Click 60 1 joint aluminium extraction arm with funnel nozzle and stop valve

Order No. T005 87 627 63



Scope of supply	Order No.	Model	Description
	0F07	OF07 Flexible extraction arm	Easy-Click 60 flexible Extraction arm, 60 mm for sloped and funnel nozzles, length 0,7 m. with connectors.
	700-3051-ESD	Extraction hose 3 meter	Easy Click 60 Extraction hose Ø 60 mm lenght: 3 meter
	ALFA	ALFA Funnel Nozzle	Easy- Click 60 Funnel nozzle , for flexible and stativ extraction arm, width 230 mm, height 100 mm. To be mounted on an aluminium extraction arm without flexible hose, adapter Z is needed. See extraction arms accessories.
	T005 87 627 47	1 Joint Extraction Arm	Easy-Click 60 1 joint aluminium extraction arm with valve and bench mounting bracktes

KIT 1 EA FN

KIT 1 Extraction arm (60 mm, length 1,5 m) with an ALFA funnel nozzle and a fixing clamp



Order No. FT91 00 003 7

Scope of supply	Order No.	Model	Description
	0F15	OF15 Flexible extraction arm	Extraction arm, flexible, 60 mm for sloped and funnel nozzles, length 1,5 m
	ALFA	ALFA Funnel Nozzle	Easy- Click 60 Funnel nozzle , for flexible and stativ extraction arm, width 230 mm, height 100 mm. To be mounted on an aluminium extraction arm without flexible hose, adapter Z is needed. See extraction arms accessories.
	T005 87 628 46	Fixing clamp	Fixing clamps Ø 63mm, 1 piece, for fixing 60mm extraction arms

Extraction Tripod

Easy-Click 60 1 joint extraction tripod

Order No. FT91 00 002 6

- For volume extraction in higher work area like soldering in switch cabinets. Ready for mounting on Zero Smog 4 V and WFE 2S. Measurements with extraction unit: High 1300 mm, Joint 213 mm



1 Joint Extraction Arm

Easy-Click 60 1 joint aluminium extraction arm with valve and bench mounting bracktes

Order No. T005 87 627 47



2 Joint Extraction Arm

Easy-Click 60 2 joint aluminium extraction arm with valve and ball joint bracket

Order No. T005 36 598 99



Ball Joint Extraction Arm

Easy-Click 60 ball joint aluminium extraction arm with valve and ball joint bracket

Order No. FT-3 44 6



1 Joint Double Extraction Arm

Easy-Click 60 1 joint double aluminium extraction arm With valve and bench mounting brackets

Order No. FT-4 40 2



Extension Rotating Joint

Easy-Click 60 extension joint rotating

Order No. FT-3 41 7

- 1 Joint Extension
- For all Easy-click aluminium extraction arms



Extension Rotating Joint Sloped Nozzle

Easy-Click 60 extension rotating joint

Order No. FT-3 47 5

- 1 Joint Extension
- With length adjustable sloped 45° P nozzle for all Easy-click aluminium extraction arms

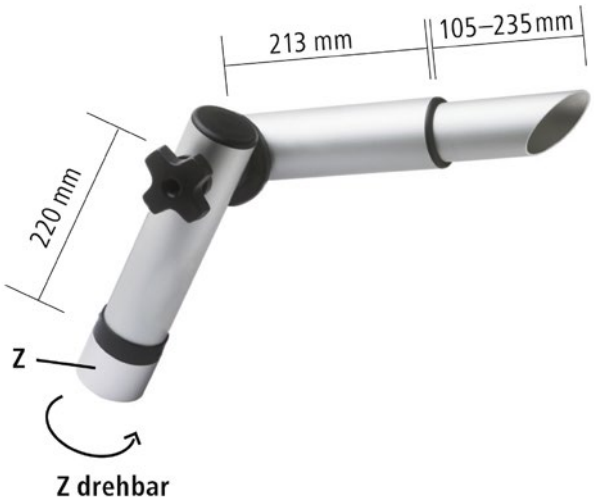

1 Joint Wall Mounting Arm

Easy-Click 60 1 joint aluminium extraction arm with valve

Order No. FT-3 47 0



WF 32 Extraction Arm 32 mm, with sloped nozzle



Order No.	Description
T005 36 580 99	Microscope extraction arm, flexible, 32 mm, aluminium nozzle sloped 45°, lenght 1 meter

Flexible extraction arms, □ 32 mm



Order No.	Description
3-0F05	Easy-Click 60 flexibler extraction arm, 32 mm lenght 0,5 Meter
3-0F07	Easy-Click 60 Flexible extraction arm, 32 mm lenght 0,7 Meter
3-0F15	Easy- Click 60 Flexible extraction arm, 32 mm lenght 1,5 Meter

Flexible Extraction arm Ø 60 mm



Order No.	Description
0F05	Easy-Click 60 flexible Extraction arm, 60 mm for sloped and funnel nozzles, length 0,5 m. with connectors.
0F07	Easy-Click 60 flexible Extraction arm, 60 mm for sloped and funnel nozzles, length 0,7 m. with connectors.
0F10	Easy-Click 60 flexible Extraction arm, 60 mm for sloped and funnel nozzles, length 1 m
0F15	Extraction arm, flexible, 60 mm for sloped and funnel nozzles, length 1,5 m
0F20	Extraction arm, flexible, 60 mm for sloped and funnel nozzles, length 2,0 m

Accessories for extraction arms

Extraction Arm Nozzles

	Order No.	Description
	ALFA	Easy- Click 60 Funnel nozzle , for flexible and stativ extraction arm, width 230 mm, height 100 mm. To be mounted on an aluminium extraction arm without flexible hose, adapter Z is needed. See extraction arms accessories.
	ALFA-T	Easy- Click 60 Funnel nozzle transparent , for flexible and stativ extraction arm, width 230 mm, height 100 mm. To be mounted on an aluminium extraction arm without flexible hose, adapter Z is needed. See extraction arms accessories.

	Order No.	Description
	FT-N	Easy-Click 60 metal sloped nozzle Ø 50mm, length 130 mm.
	FT-NL	Easy -Click 60 metal metal nozzle Ø 60mm, length 130 mm.
	FT-NS	Easy -Click 60 sloped metal nozzle for with grid Ø 50 mm, length 130 mm.
	FT-P	Easy-Click 60 Sloped nozzle 45° DM, 50 mm length adjustable 105-235 mm and Aluminium extraction arms.
	T005 87 628 34	Sloped aluminium nozzle for 32 mm flex arms, Ø 31 mm, length 60 mm
	FT-U	Easy-Click 60 Funnel nozzle , for flexible and stativ extraction arm, width 190 mm, height 100 mm. To be mounted on an aluminium extraction arm without flexible hose, adapter Z is needed. See extraction arms accessories.
	T005 87 358 45	Exhaust hood, metal

Accessories for volume extraction

	Order No.	Description
	700-3026	Cleaning Brush with Ø 60 mm flexible arms
	T005 87 627 67	Hose connector, straight for WFE 2S / WFE 4S, Zero Smog 4V / Zero Smog 6V and pre filter box
	T005 87 627 69	Hose connector, angle 90° for WFE 2S / WFE 4S, Zero Smog 4V / Zero Smog 6V and pre filter box

Extraction Hose



Order No.	Description
700-3040-ESD	Easy Click 60 Extraction hose Ø 60 mm lenght: 1 meter
700-3041-ESD	Easy Click 60 Extraction hose Ø 60 mm lenght: 2 meter
700-3051-ESD	Easy Click 60 Extraction hose Ø 60 mm lenght: 3 meter
700-3053-ESD	Easy Click 60 Extraction hose Ø 60 mm lenght: 5 meter

Easy-Click 60

	Order No.	Description
	T005 87 627 55	Male adapter for hose extension, 60 mm
	T005 87 627 72	Female adapter for installation e.g. stop valve on fume extraction units
	T005 87 627 73	Easy-Click 60 male adapter 90°
	T005 87 620 36	Extension hose, heavy construction, sold by metre (max. length 15m)
	T005 87 627 68	Hose connection 60 mm for flexible hose, sold by the metre T0058762036
	300-3011	Easy-Click 60 hose connection female 60 mm

Pipe system 50

	Order No.	Description
	T005 87 358 47	Hose connection 50 for WFE 2S, WFE 4S, ZS 4V and ZS 6V. For connection to Ø 50 mm (1.96 in) pipe or extraction hose
	T005 87 358 48	Hose connection 50, 90° for connection to Ø 50 mm (1.96 in) pipe or extraction hose
	T005 87 353 27	Extraction hose 50, for connection to pie system Ø 50, sold by meter
	T005 87 358 79	Hose clamps Ø 50-70 mm, 2 pieces , for securing extraction hose 50 mm

Pipe system 75

	Order No.	Description
	T005 87 358 32	Hose connection 75 for ZS 4V, ZS 6V, WFE 2S und WFE 4S e.g. for connection to a stand alone system by means Ø 75 mm (2.95 in) pipe or extraction hose. Plastic, black
	T005 87 358 33	Hose connection 75, 90° for connection of Ø 75 mm (2.95 in) pipe or extraction hose
	T005 87 353 13	Extraction hose 75 for connection to pie system 75, flexible, sold by metre
	T005 87 358 31	Hose clamps 70-90 mm (2.75 - 3.54 in), 2 pieces, for securing extraction hose 75

Accessories Volume Extraction

	Order No.	Description
	800-5001	Connection hose aluminium coated ø 100 mm, by meter (max lenght 6 m/pc)
	800-5002	Reduzierung 100 / 63 mm, inklusive Schnellverbindungsadapter
	800-5012	Reduzierung 160 / 100 mm
	800-5011-ESD	Connection hose aluminium coated ø 160 mm, by meter (max lenght 6 m/pc)
	800-5004	Reduzierung 80 / 63 mm, inklusive Schnellverbindungsadapter
	T005 36 574 99	Easy-Click 60 Stop valve for table connection of and flex arm and extraction hose including air flow valve and 2 bench mounting brackets.
	T005 36 575 99	Bench mounting brackets, 2 pcs. Maximum width of clamp 100 mm (3.93 in),
	T005 87 627 46	Easy-Click WFV 60 A Automatic valve including 2 bench mounting brackets, WX soldering station controlled automatic valve, male / male
	10072	WFV 60 Stop valve for extraction arms without valve
	780-3001-ESD	Hanging device for table mounting for fume extraction unit WFE 2X, MG 100, MP 140 including 2 brackets
	FT-W	Replacement butterfly valve plate for stop valve with axis rod and handle
	T005 87 628 08	Butterfly valve for WFV 60 stop valve

Accessories Installation Volume Extraction

	Order No.	Description
	T005 87 627 66	Easy-Click 60 T-piece with 2 male connections and 1 female connection
	T005 87 627 74	End cap Ø 60 mm click connections
	T005 87 627 71	Adapter Ø 75 mm for Easy-Click 60
	FT910 00 015	Adapter Ø 75 mm to Ø 60 mm
	T005 87 627 50	40/60 Adapter for Easy-Click 60 Extraction arms on Ø 50 mm WFEMP50 power socket.
	T005 87 627 53	Hose adapter for WFE 2ES with Silicon Ring Ø 50 mm, for connection of Easy-Click 60 mm extraction hose.

Pipe system 70, Volume extraction

	Order No.	Description
	T005 87 358 70	Pipe 2m, with seal at one end, plastic, PEHD black
	T005 87 358 69	Right angle pipe, 90°, 0,2 m, with seal at one end, plastic, PEHD black
	T005 87 358 71	T-piece, 2 x 90°, 0,5 m , with 3 seals, plastic, PEHD black
	T005 87 358 55	End seal, PE, transparent
	T005 87 358 64	Pipe clamps for pipe system 75, PE, grey
	T005 87 358 63	Adapter PEHD pipe system 75 to pipe system 50, with 2 seals
	T005 87 358 56	Adapter PEHD pipe system 75 to pipe system 50, without seals

Tip extraction

Weller FE (Fume Extraction) soldering irons have a smoke tube adapted to the handle. When soldering the tube is positioned directly above the tip and collects any fumes produced.
Fume extration irons can be connected to Weller FE.



WFE Fume extraction unit

WFE fume extraction unit 230 V / 50 Hz

6 bar | LOW SOUND LEVEL < 39 db (A)

Order No. T005 36 402 99

- Maintenance free compressed air converter
- For industrial long term use
- Up to 2 FE soldering irons can be connected
- High stability against overturning
- A compressed air cleaning filter removes additional odours caused by the compressed air.



TECHNICAL DATA

Max. capacity	2 workplaces
Dimensions W x D x H (inch)	5,51 x 5,51 x 7,87
Dimensions W x D x H (mm)	140 x 140 x 200
Weight (ca) in kg	2.7
Noise level (distance 1 m) dB(A)	< 39
Max Turbine Vacum (Pa)	20.000
Operating pressure	3,5 - 6,0 / 50 - 90
Air consumption l/min	30
Pre filter	Pre filter mat class F7
Compact filter	Particle filter H13, Wide band gas filter (50 % Active carbon + 50 % Chemisorb)
ESD-safe	✓

Scope of supply	Order No.	Model	Description
		WFE Unit	WFE Unit
	T005 36 410 99	Compact filter - WFE, WFE P, WFE 2P, FT 12, FT11, FE 4000	Compact filter - WFE, WFE P, WFE 2P, FT 12, FT11, FE 4000
	T005 36 421 99	Fine dust filter F 7 for WFE, WFE P, WFE 2P, FT 11, FT 12, FE 3000/4000	Fine dust filter F 7
	T005 87 357 57	Air cleaning filter WFE	Compressed air cleaning filter for WFE

WFE P Extraction unit

WFE P fume extraction unit 230 V / 50 Hz

70 W | LOW SOUND LEVEL < 45 db(A)

Order No. T005 36 386 99

- Up to 2 FE soldering irons can be connected
- Electric vacuum pump to produce the required vacuum
- 2 power stages for higher extraction perfomance with 2 FE soldering irons
- Portable unit for stand alone applications (Not useable for 24 hours long term use)
- The motor is maintenance-free and has a thermal over load to protect the unit.



TECHNICAL DATA

Max. capacity	1-2 workplaces
Dimensions W x D x H (inch)	5,51 x 5,51 x 11,61
Dimensions W x D x H (mm)	140 x 140 x 295
Weight (ca) in kg	4
Noise level (distance 1 m) dB(A)	< 45
Max Turbine Vacum (Pa)	30.000
Operating pressure	na
Air consumption l/min	na
Pre filter	Pre filter mat class F7
Compact filter	Particle filter H13 Wide band gas filter (50 % Active carbon + 50 % Chemisorb)
ESD-safe	✓

Scope of supply	Order No.	Model	Description
		WFE Unit	WFE Unit
	T005 36 410 99	Compact filter - WFE, WFE P, WFE 2P, FT 12, FT11, FE 4000	Compact filter - WFE, WFE P, WFE 2P, FT 12, FT11, FE 4000
	T005 36 421 99	Fine dust filter F 7 for WFE, WFE P, WFE 2P, FT 11, FT 12, FE 3000/4000	Fine dust filter F 7

FT 12 Fume extraxtion unit

Fume extraxtion unit

6 bar | LOW SOUND LEVEL < 37 db (A)

Order No. 112- 00 00- ESD

- Up to 2 FE soldering irons can be connected
- Maintenance-free compressed air converter
- Portable unit for stand alone applications for industrial long terme use
- For industrial long terme use
- A compressed air cleaning filter removes additional odours caused by the compressed air.



TECHNICAL DATA

Max. capacity	1-2 workplaces
Dimensions W x D x H (inch)	4,73 x 4,73 x 7,87
Dimensions W x D x H (mm)	120 x 120 x 200
Weight (ca) in kg	1.7
Noise level (distance 1 m) dB(A)	< 37
Max Turbine Vacum (Pa)	20.000
Operating pressure	3,5 - 7,0 / 50 - 100
Air consumption l/min	27
Pre filter	Pre filter mat class F7
Compact filter	Particle filter H13, Wide band gas filter (50 % Active carbon + 50 % Chemisorb)
ESD-safe	✓

Scope of supply	Order No.	Model	Description
		FT 12 Unit	FT 12 Unit
	T005 36 410 99	Compact filter - WFE, WFE P, WFE 2P, FT 12, FT11, FE 4000	Compact filter - WFE, WFE P, WFE 2P, FT 12, FT11, FE 4000
	T005 36 421 99	Fine dust filter F 7 for WFE, WFE P, WFE 2P, FT 11, FT 12, FE 3000/4000	Fine dust filter F 7

Zero Smog 20T

ZS 20T fume extraction unit 230 V / 50 Hz

530 VA | WX compatible | TRACEability qualified | LOW SOUND LEVEL < 51 db (A)

Order No. T005 36 706 99

- Up to 20 FE soldering irons can be connected
- Electric driven, maintenance free turbine produces the required vacuum
- Mobile unit for central and stand alone applications
- Central installation for 50 mm pipe systems up to 200 m (656 ft.) lenght possible.
- For use with pipe systems up to 200 m (7874 in)



TECHNICAL DATA

Max. capacity	1-20 workplaces
Dimensions W x D x H (inch)	17,7 x 17,7 x 27,3
Dimensions W x D x H (mm)	450 x 450 x 695
Weight (ca) in kg	45
Voltage	230 V (50/60 Hz)
Heating output	530 VA
Noise level (distance 1 m) dB(A)	< 51
Max Turbine Vacum (Pa)	10.000
Capacity m^3/h	100
Pre filter	Pre filter mat class F7
Compact filter	Particle filter H13 and wide band gas filter (50 % active carbon / 50 % Chemisorb)
ESD-safe	✓
Traceability (unit data)	

Scope of supply	Order No.	Model	Description
	T005 87 358 36	Fine dust filter F7 for Zero Smog 20T, WFE 20D, WFE 4S, Zero Smog 6V, FC 800	Fine dust filter F7 for Zero Smog 20T, WFE 20D, WFE 4S, Zero Smog 6V, FC 800
	T005 87 358 38	Compact filter - WFE 20D, WFE 4S, Zero Smog 6V, Zero Smog 20T, FC 800	Compact filter for WFE 20D, WFE 4S, Zero Smog 6V, Zero Smog 20T, FC 800

Tip extraction accessories

FE 75 Set

Soldering iron FE 75 with safety rest

80 W Silver Line

Order No. T005 33 151 99

- For tip extraction
- For use with LT tips



Scope of supply	Order No.	Model	Description
	T005 15 020 99	KH 20	Safety Rest for FE 75, TCPS, W 101, LR 21
	T005 29 166 99	FE 75	Soldering iron FE 75
	T005 44 405 99	LT B	Soldering tip, chisel, Ø 2,4 x 0,8 mm

Accessories	Order No.	Model	Description
	T005 87 447 10	Barrel for WSP 80 spare part	Barrel for WSP 80 spare part

FE attachment



Order No.	Description
T005 25 125 99	Fume extraction accessory set for LR 21, LR 82, TCPS, W 61, W 101, WSP 150, WP 200, WXP 200 only with safety rest AK 1
T005 28 126 99	FE Attachment for WSF 80D5/D8 for AKS safety rest
T005 13 125 99	FE Attachment for DS 22, DS 80 and DSX 80 desoldering iron

Universal FE attachments

	Order No.	Description
	T005 29 186 99	FE Attachment with tube, Ø 6,5 mm for WMP, WSP 80, WP 80, MLR 21, WP 120
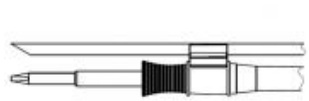	T005 29 214 99	FE attachement with tube Ø 6,5 mm for WXP 65/WP 65 and WXP 120/WP 120 soldering irons
	T005 29 185 99	FE Attachment with tube, Ø 4,5 mm, for WP 80, WSP 80, WMP, WMRP/WXMP, MLR 80
	T005 87 448 75	FE-Clip-Set for FE-attachment Ø 4,5 mm
	T005 87 448 76	FE-Clip-Set for FE attachment Ø 6,0 mm
	T005 87 657 98N	FE-Add-on kit, attachment tube Ø 6,5 mm WXP 120
	T005 87 657 99N	FE-Add-on kit, attachment tube Ø 6,5 mm WXP 65

Tip Extraction Accessories

Order No.	Description
001-0043-ESD	Clip-on kit universal (model 3) for soldering irons from ERSA, Hakko, Weller, Metcal etc.
001-0044-ESD	Clip-on kit universal (model 4), für ERSA Micro-Tool
001-0051-ESD	Clip-on kit for ERSA Micro tool
001-0093	Clip-on kit Weller WSP 80, MRL21, MT1500, Hakko 807/912
010-2825-ESD	Spot suction nozzle for clip-on kit, Metcal/Universal 1, Length: 200mm; Ø5, 0 / 4, 6mm (Length: 7, 874; Ø0, 197 / 0, 181 in)
010-2827-ESD	Spot suction nozzle for clip-on kit, ERSA Micro tool, Length: 140mm; Ø5, 0 / 4, 6mm (Length: 5, 512; Ø0, 197 / 0, 181 in)
010-2828-ESD	Spot suction nozzle for clip-on kit, Filtronic universal 2 &3, Length: 220mm; Ø5, 0 / 4, 6mm (Length: 8, 661; Ø0, 197 / 0, 181 in)
010-2833-ESD	Spot suction nozzle for clip-on kit, Pace PS80/SP2A, Length: 220mm; Ø4, 5 / 3, 9mm (Length: 8, 661; Ø0, 177 / 0, 154 in)
010-2834-ESD	Spot suction nozzle for clip-on kit, Weller WSP80, MLR21, MT1500, Hakko 907/912, Length: 180mm; Ø6, 3 / 5, 4mm (Length: 7, 087; Ø0, 248 / 0, 213 in)
FT-001-0001	E-clips 6/8 mm (0, 029 in)
001-0014	E-clips 4/6 mm (0, 026 in)
010-1041	Conductive silicone hose Ø 7 / 4, 5mm (0, 276 / 0, 177 in), by meter
010-1042	Conductive silicone hose Ø 8 / 5mm (0, 315 / 0, 197 in), by meter
010-9901-ESD	Cleaning brush, 4mm (0, 157 in)
010-9902-ESD	Cleaning brush, 5mm (0, 197 in)

Locking clip for extraction hose

	Order No.	Description
	T005 36 352 99	Locking clip for extraction hose
	T005 25 410 00	Extraction hose (spare), Ø 5 mm, by meter

Accessories for workbench installations

	Order No.	Description
	T005 36 316 99	Extraction hose complete with 2 connecting elements for direct connection of unit Zero Smog 20T (WFE 20D) to pipe system 50
	T005 36 414 00	Extraction hose without connecting elements, sold by metre
	T005 36 415 99	Connection Element 40-50 for connecting extraction hose 40 and pipe system 50
	T005 36 326 99	Extension hose DN 17, 5 m
	T005 87 358 65	Connection nipple on extension hose DN 17 / G 3/8" (T0053632699)
	T005 36 338 99	Connection nipple for extraction hose Ø 5 mm / 0.19 in, for connection with FE soldering irons to nossle 50
	T005 87 350 50	End cap for connection nipple Ø 5 mm (T0053633899)
	T055 87 628 10	Connection adapter for Zero Smog 20T

Accessories Tip Extraction

	Order No.	Description
	T005 15 086 99	Basic Unit pneumatic (for WFE, WFE P) Stop+Go + Safety Rest with Fibre Optic Sensor for FE 75
	T005 15 076 99	Basic Unit Electric (for WFE, WFE P) Stop+Go + Safety Rest Function with Fibre Optic Sensor for FE 75
	T005 15 080 99	Second Safety Rest with Fibre Optic Sensor for Extending to 2 Workplaces for FE 75
	T005 15 168 99	Basic unit electric (for WFE) safety rest with Stop+Go function with fibre optic sensor for WSP 80, WP 80, WP 120
	T005 15 167 99	Basic unit electric (for WFE P) safety rest with Stop+Go function for soldering irons WSP 80,WP 80, WP 120 with fibre optic sensor.
	T005 15 161 72	WDH 10T OPTO Second safety rest for KHE / KHP with fibre optic sensor for extending to 2 workplaces
	T005 15 152 99	Safety rest with dry cleaner

Cord Support

	Order No.	Description
	T005 15 066 99	Cord support for safety rest KH 20/23

Pipe System 50 - Tip extraction

	Order No.	Description
	T005 36 323 99	Pipe 2 m, with seal at one end, plastic, PEHD black
	T005 36 322 99	Right angle pipe 90°, 0,2 m, with seal at one end, PEHD black
	T005 36 344 99	T-piece 2 x 90°, 0,5 m, with 3 seals, plastic, PEHD black
	T005 36 321 99	Branch, 2 x 45°, 0,3 m, with 2 seals, plastic, PEHD black
	T005 36 319 99	Double socket for DN 50, PEHD, black
	T005 36 324 99	End seal for DN 50, transparent
	T005 36 329 99	Pipe clamps for 50 pipe system, grey, e.g. wall mount

Laser extraction

Weller offers with its Laserline series mobile fume extractions for all kinds of laser applications. All systems are retrofitable with special filters for cleanroom or for the use of inkjet printers. Weller Laserline filter systems have one more crucial advantage. they are the quietest in the world.

Laser Line LL 150

Laser extraction unit, 100- 240 V / 60 Hz

175 VA | LOW SOUND LEVEL < 50 db (A)

Order No. FT-L 15

- Remote control via RS 232 port
- Efficient laser extraction unit for low dust amount
- Optical and acustic filter full alarm
- Switch power supply 100 - 240 V
- 3 levels of filtering



TECHNICAL DATA

Dimensions W x D x H (inch)	13,4 x 13,4 x 24,01
Dimensions W x D x H (mm)	340 x 340 x 640
Weight	18 kg
Voltage	100 - 240 V, 60 Hz
Heating output	175 VA
Noise level (distance 1 m) dB(A)	< 50 dB (A)
Max. vacuum	2300 Pa
Capacity l/min	140 m^3 / h
Max. extraction performance with standard filter, m3/h /CFM)	100 (58,8)
HEPA Class Micro Filter, separation degree, MPPS %	> 99,95
Active Carbon Gasfilter Chemisorption, separation degree, %	> 99,96
Pre-filter (class/surface m2)	F8 / 0,24

Scope of supply	Order No.	Model	Description
		Laser Line 150 Unit	Laser Fume Extraction Unit 150
	150-2012-L	Micro/Gasfilter Laser Line 150	Micro/Gasfilter Laser Line 150 . Particle filter H13 , Wide band gas filter (50 % active carbon + 50 % Chemisorb)
	150-4000	Pre-filter F7 Laser Line 150	Pre-filter F7 Laser Line 150

Laser Line LL 200V

Laser extraction unit, 230V / 50 Hz

200 VA | LOW SOUND LEVEL < 52 db (A)

Order No. FT91 00 169 9

- For Laser marking, engraving, and welding applications with low up to mid dust volumes.
- The Constant flow control (CFC) guarantees a automatical air flow regulation independent of the filter polution rate.
- Efficiency test via USB port
- Acoustical and optical filter alarm
- Low noise level



TECHNICAL DATA

Dimensions W x D x H (inch)	12,59 x 12,59 x 27,55
Dimensions W x D x H (mm)	320 x 320 x 700
Weight	21 kg
Voltage	230 V, 50/60 Hz
Heating output	200 VA
Noise level (distance 1 m) dB(A)	< 52 dB (A)
Max. vacuum	2700 Pa
Capacity l/min	230 m^3 / h
Max. extraction performance with standard filter, m3/h /CFM)	160 (95)
HEPA Class Micro Filter, separation degree, MPPS %	> 99,95
Active Carbon Gasfilter Chemisorption, separation degree, %	> 99,96
Pre-filter (class/surface m2)	F7 / 0,45

Scope of supply	Order No.	Model	Description
		Laser Line 200V Unit	Laser Fume Extraction Unit 200V
	FT910 00 007	Pocket filter F7 0,5 m2 Laser Line 200V	Pocket filter F 7 Filter Surface 0, 5 m2 for Laser Line 200V
	FT910 00 008	Compact filter for Laser Line 200 V	Particle filter H13 and Wide band gas filter

Laser Line 400V

Laser extraction unit, 230V / 50 Hz

460 VA | LOW SOUND LEVEL < 53 db(A)

Order No. FT91 00 269 9

- The Constant flow conrol (CFC) guarantees a optimal air flow regulation independent of the filter polution rate.
- Efficiency test via USB port
- Electronic filter control with optical and acoustical filter alarm
- Laser extraction unit for laser marking, grinding, cutting , welding with high dust amount.



TECHNICAL DATA

Dimensions W x D x H (inch)	17,4 x 17,4 x 40,1
Dimensions W x D x H (mm)	441 x 441 x 1020
Weight	
Voltage	230 V, 50/60 Hz
Heating output	460 VA
Noise level (distance 1 m) dB(A)	< 53 dB (A)
Max. vacuum	3000 Pa
Capacity l/min	645 m^3 / h
Max. extraction performance with standard filter, m3/h /CFM)	400 (235)
HEPA Class Micro Filter, separation degree, MPPS %	> 99,95
Active Carbon Gasfilter Chemisorption, separation degree, %	> 99,96
Pre-filter (class/surface m2)	F7 / 2,0

Scope of supply	Order No.	Model	Description
		Laser Line 400V Unit	Laser Line 400V Unit
	FT910 00 006	Pocket filter F7 2,5 m2 Laser Line 400V	Pocket filter F 7 Filter Surface 2, 5 m2 for Laser Line 400V
	FT910 00 010	Compact Filter Laser Line 400V	Partikelfilter H13, Gasfilter (50 % Aktivkohle / 50 % Chemisorb)

Accessories

Exhaust accessories to blow waste air out of a building



Order No.	Description
T005 87 358 40	Exhaust connector DN 100 for Zero Smog 6V and WFE 4S
T005 87 359 20	Exhaust connector of pipe 100 to fume extraction unit WFE 20D, ZS 20 T
T005 87 359 15	Exhaust connector DN 75 for WFE 2S, Zero Smog 4V, WFE 4S and Zero Smog 6V

Remote control for fume extraction units

	Order No.	Description
	T005 87 359 09	Remote control for fume extraction units WFE 20D, WFE 2S, WFE 4S, WFE 8S, ZS 4V, ZS 6V, ZS 20T with filter status display
	T005 31 191 99	Interface cable RS 232, 2 m (78.74 in) for remote control or monitoring by PC (type 1:1) T005 87 359 09
	700-3057	Remote control for fume extraction unit WFE 2X, MG 100, MG 200, MG 400 with 2 m (78.74 in) cable
	T005 87 627 24	WX Adapter is needed for connection of the remote control (T0058735909) to Zero Smog 4V, 6V, 20T

	Order No.	Description
	T005 87 647 12	WX Adapter for WFE/WHP
	T005 87 647 10	WX Connecting cable, 2 m
	T005 87 647 26	WX HUB
	T005 87 687 67	WT HUB



Spare filter

Weller Zero-Smog® systems

Specifically designed for continuous operation in industrial environments. Care and attention at the design stage plus careful component choice and a high quality manufacturing process have given Weller extraction systems a world wide reputation for reliability and longevity.

Weller Zero-Smog® fume extraction

Weller Zero-Smog® systems have a three stage filter system (excl. MG 100S) for removing small particles, fumes and gases that are produced in different working processes:
The hazardous substances are efficiently captured by the nozzle and are absorbed into the filter.
Bigger particles get caught in the pre-filter and smaller particles get caught in the HEPA (High Efficiency Particulate Air) filter.
The wide band gas filter removes fumes and adhesives.
End product – clean air – is re-circulated into the workplace.

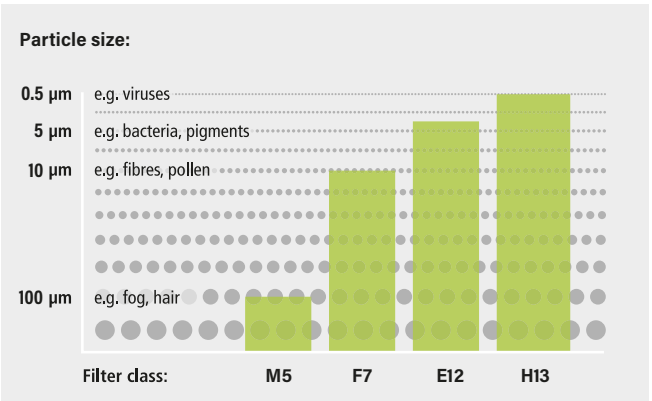

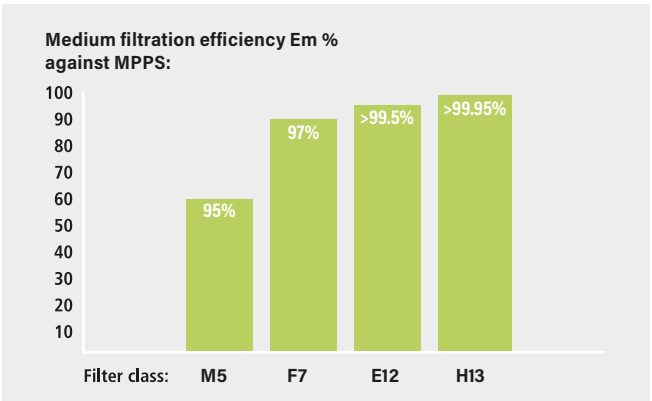

Filter Class M5, F7: Fine dust filter as per EN 779:2012
Filter Class E12/H13: According EN 1822:2009 HEPA (**H**igh **E**fficiency **P**articulate **A**ir) Filter

Filter classification according EN norm EN 1822:2009

Filter Class	Recommended Application
M5	For standard applications
F7	For applications with high flux or dust content
E12 / H13	For applications with high flux or dust content
Gas	For applications with fumes from adhesives and solvents

Group	Filter class	Integral value	
		Degree of separation	Transmittance degree
EPA	E10	85 %	15 %
	E11	95 %	5 %
	E12	99,5 %	0,5 %
HEPA	H13	99,95 %	0,05 %
	H14	99,995 %	0,005 %

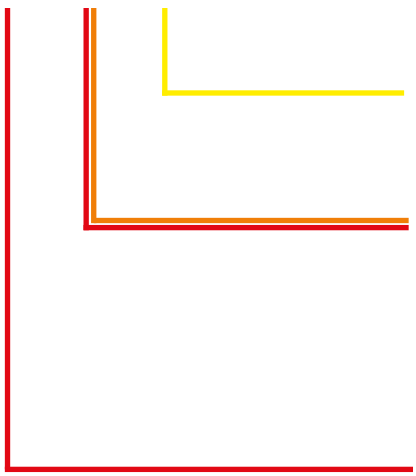

1. Medium / fine dust filter

For standard applications with a small amount of flux and pollution gases with high solid content, Weller offers filter classes M5 or F7

2. Compact filter consisting of:

Particle filter H13 with deposition performance according EN 1822:2009
> 99.955% in MPPS (particles 0.16 µm)
> 99.994% particles 0.3 µm
Wide band gas filter. For cleaning harmful fumes and vapours. The Weller wide band gas filter consists of 50% active carbon and 50% Chemisorb (potassium permanganate).
Harmful gases with a high molecular weight are cleaned by the active carbon. Chemisorb is suitable for absorbing gases of lower molecular weight. Because of its composition, Chemisorb is able to convert a large number of chemical
pollutants (e.g. formaldehyde) into non-polluting gases by means of molecular modification.

3. Gas filter (optional)

The gas filter is used for extracting adhesive fumes and solvents. Experience has shown that filtering suspended particles is not so vital in this respect. The gas filter is filled with 50% active carbon and 50% Chemisorb. The particle filter is omitted.

Filter Matrix

Zero Smog 2, MG 130, MG 140 , Zero Smog 4V, Zero Smog 6V, Zero Smog 20T, Zero Smog TL, Zero Smog EL

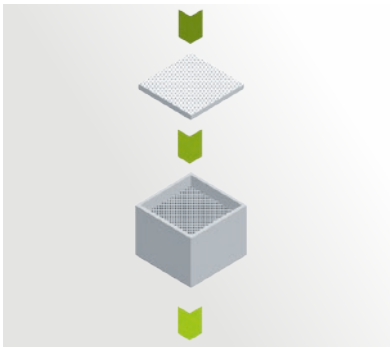

MG 100S

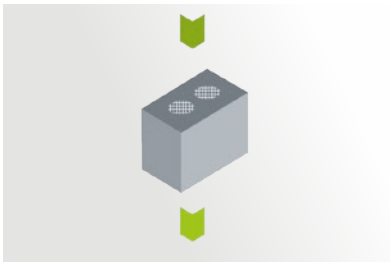

FT 12, WFE P

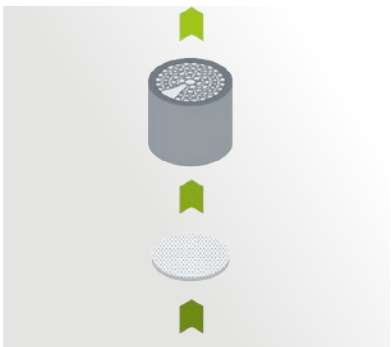

Filter



Zero Smog TL	FT91013699	
Zero Smog EL		
MG 130	100–240 V: 130-1000-ESD	
MG 100S	230 V: 100-1000-ESD	120 V (USA): U-100-1000-ESD
MG 140	230 V: 145-1000-ESD	230 V: mit 145-1002-ESD
Zero Smog 4V	230 V: T005 36 606 99	100–120 V (USA): T005 36 602 99
Zero Smog 4V gas filter	230 V: T005 36 616 99	100–120 V (USA): T005 36 612 99
Zero Smog 6V	230 V: T005 36 666 99	100–120 V (USA): T005 36 662 99
Zero Smog 6V	230 V: T005 36 676 99	100–120 V (USA): T005 36 672 99
WFE		
WFEP	230 V: T005 36 386 99	120 V, WFE2P (USA): T005 36 232 99
FT 12		
Zero Smog 20T	230 V: T005 36 706 99	120 V (USA): T005 36 702 99
Pocket filter ZS6V/4V	T005 87 358 62	

Special filter

MG 100S	230 V: 100-1000-ESD	120 V (USA): U-100-1000-ESD
MG 140	230 V: 145-1000-ESD	230 V: mit 145-1002-ESD
Zero Smog 4V	230 V: T005 36 606 99	100–120 V (USA): T005 36 602 99
Zero Smog 6V	230 V: T005 36 666 99	100–120 V (USA): T005 36 662 99
WFE		
WFEP	230 V: T005 36 386 99	120 V, WFE2P (USA): T005 36 232 99
FT 12		

	Medium dust filter M5			Fine dust filter F7							Compact filter H13								Adhesive fumes filter		Pocket filter
	T005 87 358 37 10 pcs.	T005 87 359 37 10 pcs.	T005 87 627 03 10 pcs.	130-2010 5 pcs.	145-4000 2 pcs.	T005 36 421 99 3 pcs.	T005 87 358 36 10 pcs.	T005 87 359 38 10 pcs.	T005 87 358 60 1 pcs.	210-0313 10 pcs.	T005 87 628 57 10 pcs.	T005 87 628 58	T005 87 627 01	130-2000-ESD	100-2000-ESD	T005 36 410 99	T005 87 358 38	T005 87 359 36	145-2000-ESD	T005 87 358 35	T005 87 358 95	T005 87 359 24
											✓	✓										
			✓										✓									
				✓										✓								
															✓							
					✓											✓			✓			
		✓						✓										✓				
		✓						✓													✓	
	✓						✓										✓			✓		
	✓						✓										✓			✓		
						✓				✓						✓						
						✓				✓						✓						
						✓				✓						✓						
	✓						✓										✓			✓		
									✓													✓

	MEK		Solvents		Cleanroom			Adhesive fumes		
	145-2003-ESD	100-2003-ESD	100-2012-ESD	145-2012-ESD	100-2002-ESD	145-2002-ESD	FT91000019	T005 87 358 95	T005 36 407 99	T005 87 358 35
		✓	✓		✓					
	✓			✓		✓				
								✓		
							✓			✓
									✓	
									✓	
									✓	

Before using special filters please check in the MSD data sheet if they are suitable for your application, or simply contact your local Weller representative for further support.

Spare filter

Compressed air cleaning filter for WFE, FT 12, FT 12-PF

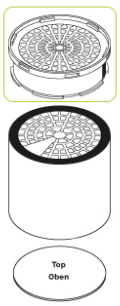

Order No.	Description	Filter type	PU
T005 87 357 57	Compressed air cleaning filter for WFE	Active carbon 100%	1
210-0323-ESD	Compressed air cleaning filter for FT 1 / FT 12 / FT 13	Active carbon 100%	1
210-0310	Compressed air cleaning filter for FT 12 (Model 93)	Active carbon 100%	1

Compact filter - WFE, WFE P, WFE 2P, FT 12, FT11, FE 4000



Order No.	Description	Filter type	PU
T005 36 410 99	Compact filter - WFE, WFE P, WFE 2P, FT 12, FT11, FE 4000	Particle filter H13 , Wide band gas filter (50 % active carbon + 50 % Chemisorb)	1
212-5001-ESD	Main filter FT 12-PF		1

Compactfilter glueing application WFE, WFE P, WFE 2P, FT 12, FT11, FE 4000

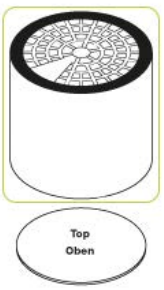

Order No.	Description	Filter type	PU
T005 36 407 99	Compactfilter glueing application	Compact filter H13, wide band gas filter 100% active carbon	1
212-4012-ESD	Main filter FE 3000		1

Compressed air cleaning filter for WFE, WFE P, WFE2P, FT 11, FT 12, FT 12-PF, FE 3000/4000



Order No.	Description	Filter type	PU
T005 36 421 99	Fine dust filter F 7	Fine dust filter F7	3

Compressed air cleaning filter for WFE, WFE P, WFE2P, FT 12, FT 12-PF

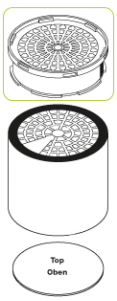

Order No.	Description	Filter type	PU
210-0323-ESD	Compressed air cleaning filter for FT 1 / FT 12 / FT 13	Active carbon 100%	1
211-0011-ESD	Top filter FT 1		1
210-0315	Filter discs FT 1 (pink)		10

Medium dust filter M5



Order No.	Description	Filter type	PU
T005 87 358 37	Fine dust filter M5 for Zero Smog 20T, WFE 20D, WFE 4S, Zero Smog 6V, FC 800	Fine dust filter M5	10
T005 87 359 37	Fine dust filter for WFE 2S, Zero Smog 4V	Fine dust filter M5	10

Fine dust filter F7



Order No.	Description	Filter type	PU
T005 87 358 36	Fine dust filter F7 for Zero Smog 20T, WFE 20D, WFE 4S, Zero Smog 6V, FC 800	Fine dust filter F7	10
T005 87 359 38	Fine dust filter F7 for WFE 2S, Zero Smog 4V	Fine dust filter F7	10
T005 87 628 57	Fine dust filter F7 for Zero Smog TL, Zero Smog EL, Zero Smog 2, WFE 2ES / 2CS	Fine dust filter F7	10

Compact filter



Order No.	Description	Filter type	PU
T005 87 358 38	Compact filter for WFE 20D, WFE 4S, Zero Smog 6V, Zero Smog 20T, FC 800	Particle filter H13 and wide band gas filter (50% active carbon, 50% Chemisorb)	1
T005 87 359 36	Compact filter for Zero Smog 4V, WFE 2S	Particle filter H13 and wide band gas filter (50% active carbon, 50% Chemisorb)	1
T005 87 627 01	Filterset H13 for Zero Smog 2, Zero Smog EL, WFE 2ES / CS	(10% Aktivkohle)	1
T005 87 628 58	Compact filter for ZTL	Particle filter H13 and wide band gas filter (50% active carbon, 50% Chemisorb)	1

Adhesive fume filter



Order No.	Description	Filter type	PU
T005 87 358 35	Wide band gas filter for WFE 4S, Zero Smog 6V, FC 800	Wide band gas filter (50 % active carbon + 50 % Chemisorb)	1
T005 87 358 95	Wide band gas filter for adhesive fumes for Zero Smog 2, Zero Smog 4V, WFE 2ES, WFE 2S	Wide band gas filter (50 % active carbon + 50 % Chemisorb)	1

Pocket filter



Order No.	Description	Filter type	PU
T005 87 358 60	Pocket filter F7 for Zero Smog 4S, Zero Smog 6V, WFE 2S / WFE 4S	Pocket filter F7	1

Pocket filter



Order No.	Description	Filter type	PU
T005 87 359 24	Fleece filter for Zero Smorg 4V, Zero Smog 6V, WFE 2S / WFE 4S		1

Replacement filters for MG filter systems

Compact filter for MG 140

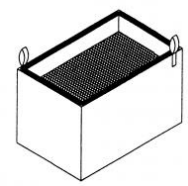

Order No.	Description	Filter type	PU
145-2000-ESD	Particle filter H13 and wide band gas filter, Standard	Particle filter H13 , Wide band gas filter (50 % active carbon + 50 % Chemisorb)	1
145-2002-ESD	Particle filter H13 and wide band gas filter, Cleanroom	Particle filter H13, Wide band gas filter (50 % Active carbon + 50 % Chemisorb)	1
145-2012-ESD	Particle filter H13 and wide band gas filter, Solvent / VOC	Particle filter H13, wide band gas filter (100% active carbon)	1
145-2003-ESD	Particle filter H13 and wide band gas filter, MEK	Particle filter H13, wide band gas filter (100% Chemisorb)	1

Compact filter for MG 100, MG 100S, MG 80S, WFE 2X

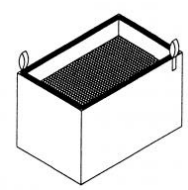

Order No.	Description	Filter type	PU
100-2000-ESD	Particle filter H13 and wide band gas filter, Standard	Particle filter H13 , Wide band gas filter (50 % active carbon + 50 % Chemisorb)	1
100-2012-ESD	Particle filter H13 and wide band gas filter, Solvent / VOC	Particle filter H13, wide band gas filter (100% active carbon)	1
100-2003-ESD	Particle filter H13 and wide band gas filter, MEK	Particle filter H13, wide band gas filter (100% Chemisorb)	1

Compact filter for MG130, Tiger



Order No.	Description	Filter type	PU
130-2000-ESD	Particle filter H13 and wide band gas filter, Standard	Particle filter H13, Wide band gas filter (50 % active carbon + 50 % Chemisorb)	1

Compact filter for MG 200, MG 400

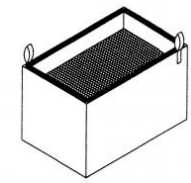

Order No.	Description	Filter type	PU
200-2000-ESD	Compact filter MG 200 Standard	Particle filter H13, Wide band gas filter (50 % active carbon + 50 % Chemisorb)	2
200-2002-ESD	Particle filter H13 and wide band gas filter, cleanroom	Particle filter H13, Wide band gas filter (50 % Active carbon + 50 % Chemisorb)	2
200-2003-ESD	Compact filter for MG 200, MEK	Particle filter H13, wide band gas filter (100% Chemiesorb)	2
200-2012-ESD	Particle filter H13 and wide band gas filter, Solvent / VOC	Particle filter H13, wide band gas filter (100% active carbon)	2

Prefilter for MP 140

Order No.	Description	Filter type	PU
140-2000-ESD	Particle filter E 12		1
145-4000	Pre-filter bag F8 MG 140		2
200-4000	Fine dust pocket filter F8 MG 200		2
450-2000	Fine dust pocket filter F8 MG 400		2
130-1000-ESD	Fume extraction unit MG 130		

Prefilter for MP 140, MG100



Order No.	Description	Filter type	PU
PF-100 0	Pre filter box, incl. brackets and 2 m connection hose		1
500-4000	Pre-filter for PF-1000, BT 75		5

Compressed air cleaning filter for WFE, WFE P, WFE2P, FT 12, FT 12-PF



Order No.	Description	Filter type	PU
210-0323-ESD	Compressed air cleaning filter for FT 1 / FT 12 / FT 13	Active carbon 100%	1
210-0310	Compressed air cleaning filter for FT 12 (Model 93)	Active carbon 100%	1
T005 36 421 99	Fine dust filter F 7	Fine dust filter F7	3

Replacement filter CBC-R

Order No.	Description	Filter type	PU
F01	Replacement filter CBC-R		1

Replacement filters for discontinued MG filter systems

Compact filter for MG 75



Order No.	Description	Filter type	PU
750-2000-ESD	Particle filter H13 and gas filter, Standard		1
750-2002-ESD	Particle filter H13 and gas filter, Cleanroom		1
750-2003-ESD	Particle filter H13 and gas filter, MEK		1

Compact filter for MG 95



Order No.	Description	Filter type	PU
950-2000-ESD	Particle filter H13 and gas filter, Standard		1
950-2002-ESD	Particle filter H13 and gas filter, Cleanroom		1
950-2003-ESD	Particle filter H13 and gas filter, MEK		1

Pre-filter for PF-1000, BT 75

Order No.	Description	Filter type	PU
500-4000	Pre-filter for PF-1000, BT 75		5

Prefilter for MG75, MG 95

Order No.	Description	Filter type	PU
750-4100	Replacement filter for pre-filter		5



Spare filter



EASY HANDLING

Dispensers
Professional
243 - 248

Dispensers

Less is more ...



For every dispensing application

The right dispenser for every application. 2 versions of dispenser, 1 or 2 channel.



Reduce rework and waste

Reduced sources of errors due to manual control. Dispensing time via potentiometer.



Efficient and cost orienated

Savings thanks to precise meter.



Precise and clean results.

Protection against contamination. Vacuum technology prevents dripping.

KDS824A

Deluxe Shot Meter 230 V / 120 V

Order No. T005 31 636 99

- Shot time duration adjustable from 0,01 to 99,99 seconds
- Vacuum feature prevents dripping
- Electrically actuated foot pedal
- One channel without time controlled air



KDS834A

Economy Shot Meter 230 V / 120 V

Order No. T005 31 656 99

- Hot time duration adjustable from 0,01 to 99,99 seconds
- Vacuum feature prevent dripping
- Electrically actuated foot pedal



KDS806V

Foot valve with vacuum

Order No. KDS8 06 V

- Basic ON-OFF function
- Foot actuated for excellent ergonomics
- Work on compressed air input only, no electricity required
- 0-100 PSI regulator and gauge
- Vacuum feature prevents dripping



Vacuum Pick-up

KDS301

Vacuum Pick-up Wand



Order No. KDS3 01

- Attaches to the air accessory port of the KDS824A
- Can be connected on a compressed air hose via a 4 mm outer diameter on the pressure reducer
- A finger control on the wand allows an easily pick up of small components
- Comes with three sizes of conductive suction cups KDS260S (3,2 mm), KDS260M (6,3 mm), KDS260L (9,5 mm)

Accessories for Vacuum Pick-up

Order No.	Description
KDS260S	Suction Cup Small Ø 3,2 mm for KDS301
KDS260M	Suction Cup Medium Ø 6,3 mm for KDS301
KDS260L	Suction Cup Large Ø 9,5 mm for KDS301

Syringe Adapter

Metal Adapters Assemblies (universal)

- Metal syringe adapter with 6" (2m) air line and fitting.
- Plus directly into any short meters.
- Fitters all syringes usual in trade.



Order No.	Size	Airline Diameter		Pkt. Qty.
		Inch	mm	
KDS805S6N	5CC	3/32	2.4	1
KDS810S6N	10CC	3/32	2.4	1

Accessory



Order No.	Description
KDS816V	Syringe Holder Stand

Needles

Stainless Steel Plastic Hub Dispensing Needles



Order No.	Description	Gauge	Inside Ø		Outside Ø		Length		Colour	Pkt. Qty.
			Inch	mm	Inch	mm	Inch	mm		
KDS1412P	Tapered Tip Needles	14	0.067	1.70	0.083	2.11	0.5	12.70	Dark green	50
KDS141P	Tapered Tip Needles	14	0.067	1.70	0.083	2.11	1	25.40	Dark green	50
KDS1512P	Tapered Tip Needles	15	0.060	1.52	0.072	1.83	0.5	12.70	Orange	50
KDS1612P	Tapered Tip Needles	16	0.053	1.35	0.064	1.63	0.5	12.70	Purple	50
KDS161P	Tapered Tip Needles	16	0.053	1.35	0.064	1.63	1	25.40	Purple	50
KDS16112P	Tapered Tip Needles	16	0.053	1.35	0.064	1.63	1.5	38.10	Purple	50
KDS1712P	Tapered Tip Needles	17	0.045	1.14	0.060	1.52	0.5	12.70	White	50
KDS1812P	Tapered Tip Needles	18	0.038	0.97	0.050	1.27	0.5	12.70	Pink	50
KDS181P	Tapered Tip Needles	18	0.038	0.97	0.050	1.27	1	25.40	Pink	50
KDS1912P	Tapered Tip Needles	19	0.032	0.81	0.042	1.07	0.5	12.70	Brown	50
KDS191P	Tapered Tip Needles	19	0.032	0.81	0.042	1.07	1	25.40	Brown	50
KDS2012P	Tapered Tip Needles	20	0.026	0.66	0.035	0.89	0.5	12.70	Yellow	50
KDS201P	Tapered Tip Needles	20	0.026	0.66	0.035	0.89	1	25.40	Yellow	50
KDS2112P	Tapered Tip Needles	21	0.023	0.58	0.032	0.89	0.5	12.70	Green	50
KDS2212P	Tapered Tip Needles	22	0.019	0.48	0.028	0.71	0.5	12.70	Black	50
KDS221P	Tapered Tip Needles	22	0.019	0.48	0.028	0.71	1	25.40	Black	50
KDS2312P	Tapered Tip Needles	23	0.017	0.43	0.025	0.64	0.5	12.70	Light blue	50
KDS2512P	Tapered Tip Needles	25	0.012	0.30	0.020	0.51	0.5	12.70	Blue	50
KDS3012P	Tapered Tip Needles	30	0.006	0.15	0.012	0.30	0.5	12.70	Lavender	50
KDS660	Pieces Needle Kit									500
KDSSAMPLEPACK	Needle Sample Pack									5

Tapers Tip Needles



Order No.	Description	Gauge	Inside Ø		Colour	Pkt. Qty.
			Inch	mm		
KDS14TNP	Tapered Tip Needles	14	0.063	1.60	Salmon	50
KDS16TNP	Tapered Tip Needles	16	0.048	1.22	Grey	50
KDS18TNP	Tapered Tip Needles	18	0.034	0.86	Green	50
KDS20TNP	Tapered Tip Needles	20	0.024	0.61	Pink	50
KDS22TNP	Tapered Tip Needles	22	0.017	0.43	Blue	50

Miscellaneous Accessories

Order No.	Description	Pkt. Qty.
KDS825	Panel Mount Coupler	1
KDS900	Male Connector Large Barb	5
KDS901	Female Connector for KDS301	1

Weller

Electronic screwdriver

POWER IS NOTHING WITHOUT CONTROL



Low noise level operations

Below emission level in hospitals during day duty, brushless motor, noise level < 55dBA



Compatible units

Analog and digital power units, clutch systems or electronic screwdrivers - all tools are compatible and for a variety of applications



No emissions

Perfect for industrial serial assembly with assembly tasks at low torque



ESD-safe

No electrostatic discharge

Electronic screwdriver
Professional
249 - 258



LOW RUNNING COSTS

Technical Data





	WTS A	WTS D
Mains supply voltage	100 - 240 VAC	
Speed control	from 60 % to 100% of nominal speed	
Display	no	LED
Operation panel	Simply rotary dial adjustment	Text display
Torque range display	no	yes
Order no.	T005 39 016 99	T005 39 006 99
WBTS12L Lever start	✓	✓
WBTS35L Lever start	✓	✓
WBTS35ECL Lever start	✓	✓✓
WBTS12P Push to start	✓	✓
WBTS35P Push to start	✓	✓

Connecting Overview

Screwdriver



WTS A

Analog Power Unit

Order No. T005 39 016 99

- Simply rotary dial adjustment
- Soft start capability, ramp from 0 to 2 sec.
- ESD compilant housing



WTS D

Digital Power Unit

Order No. T005 39 006 99

- Easy operation with text display and simple programming, multiple languages
- Soft start capability, ramp from 0 to 2 sec.
- Suitable for complex tightening applications
- ESD compilant housing
- Recommended ECL Electric Screwdriver



Technical Data

	WBTS12L	WBTS35L	WBTS35ECL	WBTS12P	WBTS35P
Rotation speed	650 UpM	800 UpM	800 UpM	650 UpM	800 UpM
Start	Lever start	Lever start	Lever start	Push to start	Push to start
Torque range	0,05 - 1,2Nm	0,5 - 3,5Nm	0,5 - 3,5Nm	0,05 - 1,2Nm	0,5 - 3,5Nm
For use with 1/4" bits	1/4"	1/4"	1/4"	1/4"	1/4"
Brushless, maintenance free motor	yes	yes	yes	yes	yes
Right and left rotation	yes	yes	yes	yes	yes
Low noise	<55dBA	<55dBA	<55dBA	<55dBA	<55dBA

WBTS12L

Electric screwdriver with lever start

0,05 -1,2 Nm | 650 UpM | manual

Order No. T005 39 091 99



Similar illustration

- Lever start
- Torque setting via clutch spring compression
- 8-pin interface cable
- Connecting cable 2,5 m

WBTS35L

Electric screwdriver with lever start

0,5 - 3,5 Nm | 800 UpM | manual

Order No. T005 39 093 99



Similar illustration

- Lever start
- Torque setting via clutch spring compression
- 8-pin interface cable
- Connecting cable 2,5 m

WBTS35ECL

Electric screwdriver with lever start

0,5 - 3,5 Nm | 800 UpM | automatic

Order No. T005 39 095 99



- Lever start
- Torque setting via digital controller
- 8-pin interface cable
- Connecting cable 2,5 m

WBTS12P

Electric screwdriver push to start

0,05 -1,2 Nm | 650 UpM | manual

Order No. T005 39 092 99



- Push to start
- Torgue setting via clutch spring compression
- 8-pin interface cable
- Connecting cable 2,5 m

WBTS35P

Electric screwdriver push to start and 8-pin interface cable

0,5 - 3,5 Nm | 800 UpM

Order No. T005 39 094 99



Similar illustration

- Push to start
- Torgue setting via clutch spring compression
- Connecting cable 2,5 m

Accessories

WAH12

90° Angle head for WBTS12L



Order No. T005 87 677 01

- Especially for tight work spaces

WAH35

90° Angle head for WBTS35L



Order No. T005 87 677 02

- Especially for tight work spaces

WBAL

Balancer



Order No. T005 87 677 03

- Working load limit from 0,4 to 1 kg

WCAB5M

Connecting cable 5 m, 8-pin



Order No. T005 87 677 04

- Flexible connecting cable

WCAB5MS

Connecting cable with twist 5 m, 8-pin



Order No. T005 87 677 05

- Flexible connecting cable with twist

WTT5

Torque tester from 0,2 to 5 Nm



Order No. T005 87 677 06

- Tester for screwdriver calibration
- 3 units of torque measurements
- Automatic shut down
- 2 Display mode selectable
- Battery powered or power supply

Screwdriver Inserts

Phillips®-Bits

1/4" Hex Insert Bits- Limited Clearance



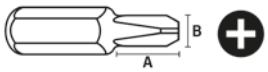

Order no.	Size	Overall length		Turned length (A)		Turned OD (B)	
		Inch	mm	Inch	mm	Inch	mm
446-0X	0	1	25	7/16	11	0.108	4.06
446-1X	1	1	25	7/16	11	0.108	4.06
446-2X	2	1	25	7/16	11	0.108	4.06

Pozidriv® Bits

1/4" Hex Insert Bits





Order no.	Size	Overall length		Turned length (A)		Turned OD (B)	
		Inch	mm	Inch	mm	Inch	mm
440-1-PZDX	1	1	25				
440-2-PZDX	2	1	25				
440-215-PZDX	2	1 1/2	38				
440-22-PZDX	2	2	51				
440-3-PZDX	3	1	25				
440-4-PZDX	4	1 1/4	32				
446-1-PZDX	1	1	25	7/16	11	0.18	4.6
446-2-PZDX	2	1	25	7/16	11	0.18	4.6

Slotted Bits

1/4" Hex Insert Bits - Limited Clearance





Order no.	Screw size	Lenght		Blade Thickness (A)		Blade Width / Body	
		Inch	mm	Inch	mm	Inch	mm
445-000X	1F-2R	0.984	25	0.021	0.53	0.125	3.2
445-00X	2F-3R	0.984	25	0.025	0.64	0.140	3.6
445-0X	3F-4R	0.984	25	0.030	0.76	0.154	3.9
445-10X	4F-5R	0.984	25	0.034	0.86	0.185	4.7
445-20X	5F-6R	0.984	25	0.036	0.91	0.216	5.5
445-30X	6F-7R	0.984	25	0.038	0.97	0.248	6.3

Torx® Bits

1/4" Hex Insert Bits



Order no.	Size	Overall length		Order no.	Size	Overall length	
		Inch	mm			Inch	mm
440-TX-05X	T-5	1	25	**440-TX-15X**	T-15	1	25
440-TX-06X	T-6	1	25	**440-TX-20X**	T-20	1	25
440-TX-07X	T-7	1	25	**440-TX-25X**	T-25	1	25
440-TX-08X	T-8	1	25	**440-TX-27X**	T-27	1	25
440-TX-09X	T-9	1	25	**440-TX-30X**	T-30	1	25
440-TX-10X	T-10	1	25	**440-TX-40X**	T-40	1	25

Socket Head Bits

1/4" Hex Insert Bits - Metric



Order no.	Size	Overall length		Order no.	Size	Overall length	
		Inch	mm			Inch	mm
185-1.5MM	1.5 mm	1	25	**185-6MM**	6.0 mm	1 5/16	33
185-2MM	2 mm	1	25	**185-7MM**	7.0 mm	1 1/4	32
185-2.5MM	2.5 mm	1	25	**185-8MM**	8.0 mm	1 1/4	32
185-3MM	3.0 mm	1	25	**185-9MM**	9.0 mm	1 1/4	32
185-4MM	4.0 mm	1 5/16	33	**185-10MM**	10.0 mm	1 1/4	32
185-5MM	5.0 mm	1 5/16	33				

Bit Holder

Hex Drive for 1/4" Hex Inserts



Order no.	Size	Overall length		
		Inch	mm	
M-490-2	2	2.00	51	Magnetic
M-490-NR	2 31/32	2.95	75	Magnetic; no lock ring
M-490	2 31/32	2.95	75	Magnetic
M-497	2 3/32	3.11	79	Magnetic; Ø 3/8" (Ø 9,5 mm) reduced dia.

Slotted Drive

1/4" Hex Power Drive



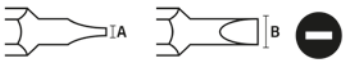

Order no.	Screw size	Lenght		Blade Thickness (A)		Blade Width / Body	
		Inch	mm	Inch	mm	Inch	mm
320-000X	1F-2R	1.929	49	0.022	0.56	0.122	3.10
326-000X	1F-2R	2.756	70	0.022	0.56	0.122	3.10
320-00X	2F-3R	1.929	49	0.26	0.66	0.134	3.40
326-00X	2F-3R	2.756	70	0.026	0.66	0.134	3.40
320-0X	3F-4R	1.929	49	0.030	0.76	0.151	3.84
326-0X	3F-4R	2.756	70	0.030	0.76	0.151	3.84
320-1X	4F-6R	1.929	49	0.034	0.86	0.187	4.75
326-1X	4F-5R	2.756	70	0.034	0.86	0.187	4.75
320-20X	5F-6R	1.929	49	0.036	0.91	0.215	5.46
326-20X	5F-6R	1.929	49	0.91	0.91	0.215	5.46
320-2X	5F-6R	1.929	49	0.036	0.91	0.250	6.35
326-2X	5F-6R	2.756	70	0.036	0.91	0.250	6.35

Socket Head Drive

1/4" Hex Power Drive - Metric



Order no.	Size	Overall length		Order no.	Size	Overall length	
		Inch	mm			Inch	mm
AM-1.5mm	1,5 mm	1 15/16	49	**AM-5mm**	5,0 mm	1 15/16	49
AM-2mm	2,0 mm	1 15/16	49	**AM-5mm-4**	5,0 mm	4	102
AM-2.5mm	2,5 mm	1 15/16	49	**AM-6mm**	6,0 mm	1 15/16	49
AM-3mm	3,0 mm	1 15/16	49	**AM-6mm-4**	6,0 mm	4	102
AM-3mm-3	3,0 mm	3	76	**AM-7mm**	7,0 mm	1 15/16	49
AM-3mm-4	3,0 mm	4	102	**AM-8mm**	8,0 mm	1 15/16	49
AM-4mm	4,0 mm	1 15/16	49	**AM-10mm**	10,0 mm	1 15/16	49

Pozidriv®-Drive

1/4" Hex Power Drive



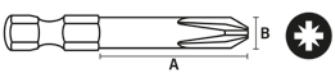

Order no.	Size	Overall length		Body-Ø (B)		Turned length (A)	
		Inch	mm	Inch	mm	Inch	mm
491-PZDX	1	1 15/10	49	3/10	4.6	1 1/4	32
491-A-PZDX	1	2 3/4	70	3/16	4.8	2	51
492-PZDX	2	1 15/16	49	1/4	6.4	1 1/4	32
492-A-PZDX	2	2 3/4	70	1/4	6.4	2	51
493-PZDX	3	1 15/16	49	5/16	7.9	1	25
493-A-PZDX	3	2 3/4	70	5/16	7.9	1 3/4	44

Torx® Drive

1/4" Hex Power Drive



Order no.	Size	Overall length		Body-Ø
		Inch	mm	mm
49-TX-05	T-5	1 15/16	49	3.0
49-A-TX-05	T-5	2 3/4	70	3.0
49-TX-06	T-6	1 15/16	49	3.0
49-A-TX-06	T-6	2 3/4	70	3.0
49-TX-07	T-7	1 15/16	49	3.0
49-A-TX-07	T-7	2 3/4	70	3.0
49-A-TX-08	T-8	2 3/4	70	3.0
49-TX-09	T-9	1 15/16	49	3.0
49-A-TX-09	T-9	2 3/4	70	3.0
49-TX-10	T-10	1 15/16	49	3.8
49-A-TX-10	T-10	2 3/4	70	3.8
49-TX-15	T-15	1 15/16	49	3.8
49-A-TX-15	T-15	2 3/4	70	3.8
49-TX-20	T-20	1 15/16	49	4.3
49-A-TX-20	T-20	2 3/4	70	4.3
49-TX-25	T-25	1 15/16	49	4.0
49-B-TX-25	T-25	3 1/2	89	4.9
49-TX-27	T-27	1 15/16	49	5.5
49-B-TX-27	T-27	3 1/2	89	5.5
49-TX-30	T-30	1 15/16	49	6.0
49-B-TX-30	T-30	3 1/2	89	6.0
49-TX-40	T-40	1 15/16	49	7.8
49-B-TX-40	T-40	3 1/2	89	7.8

Phillips® Drive

1/4" Hex Power Drive



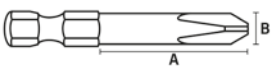

Order no.	Size	Overall length		Body-Ø (B)		Turned length (A)	
		Inch	mm	Inch	mm	Inch	mm
4910X	0	1 15/16	49	1/8	3.2	1 1/4	32
4910-AX	0	2 3/4	70	1/8	3.2	2	51
491X	1	1 15/16	49	3/16	4.8	1 1/4	32
491-AX	1	2 3/4	70	3/16	4.8	2	51
492X	2	1 15/16	49	1/4	6.4	1 1/4	32
492-AX	2	2 3/4	70	1/4	6.4	2	51
493X	3	1 15/16	49	5/16	7.9	1	25
493-AX	3	2 3/4	70	5/16	7.9	1 1/4	44

Erem® by Weller®

Precision tools



Side cutters and tip cutters	**262**
Series 600 Micro	268
Series 2400 MagicSense	270
Series 500 Medium	273
Series 800 Maxi	278
Tungsten-carbide cutters	280
Special applications	283
Pneumatic side and tip cutters	285
Distance cutters	287
Pliers	**290**
Series 500 Medium	292
Series 2400 MagicSense	295
Stripping pliers	297
Forming pliers	299
Tweezers	**304**
Precision tweezers	306
SMD tweezers	314
Locking gripping tweezers	316
Wafer tweezers	317
Cutting tweezers	318
Stripping tweezers	319
Extraction tweezers	320
Special tools	**321**
IC and SMD tools	322
High-precision tools for optical fibers	325
Vacuum micromanipulator	327
Kits	**329**

Precision tools

Side cutters and tip cutters, pliers, tweezers, special Erem tools, toolkits

Special applications

Side cutters for use in medical device manufacturing

The 632NCF miniature side cutter is ideally suited for soft material such as silicone tubes in medical device applications, precision connector seals or miniature rubber seals.

The miniature cutter is also the ideal tool for cutting soft synthetic parts, e.g. in the manufacture of hearing aids.

The cutting edges of the 632NCF side cutter are precision-ground to an extremely high level. This enables the cutter to deliver a razor-like full-flush cut.



Tip cutters to remove fine pitch SMD ICs

A simple method to remove SMD ICs is to cut each of the individual leads to remove the device and then reflow the joint with a soldering iron and remove the component leads from the board.

The solder left on the board can then be removed with a desoldering tool or desolder braid and a new component fitted.

The 670EP and 670EPF have fine pointed tapered and relieved heads that are able to fit between individual leads and cut them without causing damage to the printed circuit.



Tungsten-carbide cutter for the preparation of cardio-vascular stents

A stent is a vascular-wall prop. It is a lattice-shaped tube made of stainless steel or nickel-titanium. It serves to hold open constricted coronary blood vessels and improves the flow of blood through the vessels.

It is important in stent manufacture that the cut end of any wire in the lattice is as flat as possible, otherwise it will be necessary rework the stents.

These side cutters have fine polished carbide cutting blades to accurately cut the lattice and reduce the need for rework.



High-precision side cutters for cutting stainless wires

The 599TFO has wear resistant tungsten-carbide cutting edges and all round capability. It is able to cut VectranTM braided wires, fiber optics, Kevlar® and small stainless steel braids and wires.

A further application lies in telecommunications, i.e. working on fiber-optic cables, Kevlar® silks and piano wires.





The quality and performance of Erem precision tweezers are the result of more than 40 years of development and expertise.

Erem is one of the leaders in the development of high-precision tools for a wide variety of applications in electronics, aeronautical engineering, light engineering, telecommunications, laboratory technology, medicine and the jewelry, watchmaking and goldsmithing industries.



Tweezers for biology and laboratory applications

Erem micro-tweezers are suitable for use in biology (e.g. model 5MBS, 5FSA or M5S).

These tweezers with very pointed tips make it possible to access tight spaces and offer excellent visibility when performing precision work and when working under a microscope.

High-precision tweezers are particularly suitable for analysis applications and the handling of tissues, fine threads and other very small objects.



Tweezers for use in the jewelry industry

These stainless steel tweezers with Teflon® coated tips (e.g. type 2ASASLT) are particularly suited for use in the jewelry industry. They are robust and the Teflon® coated tips provide a non-stick surface.

Titanium tweezers type like 3CTA are also ideal for this application. Their light weight maintains fingertip control over extended working periods and their resistance to high temperatures allows them to be used in applications that might use gas flames.



Tweezers for use in light engineering and dental applications

Erem offers special gripping pliers for applications in light engineering. The type 940AS lockable gripping tweezers can withstand a tensile force of 5 kg and can securely hold small wires.

The stainless steel construction allows the tweezers to be sterilized in an autoclave.

Side cutters and tip cutters

FOR ALMOST EVERY APPLICATION

Internal patented Erem Magic Spring

The Magic Spring system used in Erem precision tools is unique. It is integral to the cutting head and provides a constant closing and re-opening force.

It is highly reliable, makes the tools easy to use and reduces operator fatigue.

- Reduce costs thanks to long life
- Constant spring force
- Guarantees more than 1 million operations



High-precision screw joint

This self locking screw joint system gives a smooth cutting and opening action and ensures that there is no blade overlap or play.

- Smooth jaw action with no play
- Smooth cutting operation with no jaw overlapping

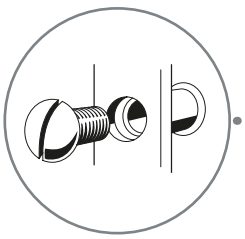

Induction-hardened cutting edges

The cutting blades of Erem cutters are hardened to Rockwell 63-65 HRc by an induction-heating process.

- High durability thanks special material selection

Special tool steel

Erem electronics tools are made from bright steel. They are not drop forged. The special tool steel is made using a unique Swiss processing technique.

- The bright tool steel gives additional strength and toughness to the tools to promote a long service life.





ESD-safe

The interchangeable foam-cushion handles are ESD-safe and are fitted as standard on all Erem cutters and pliers.

Ergonomically shaped handles

- For high comfort, better grip and added safety.

SAFE, RELIABLE AND FAST OPERATION BY PRECISE CUTS



EMOS maximum opening stop

- Limits the cutting-edge tips from opening more than 5 mm/.197 inch. The limited extent to which the handles can open prevents user hand fatigue.

COMFORTABLE AND FATIGUE-FREE WORKING.

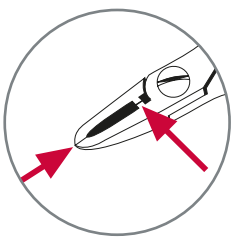

Erem cutting-edge protection for tip cutters

All tip cutters are fitted with a special stop system which prevents the cutting edges from overlapping.



Safety device for holding wire scraps

This safety device for side cutters holds wire scraps securely after cutting. Available on most 500, 600 and 2400 series cutters (oval head). Order suffix "W" e.g. 595EW.

Cut shape

There are three blade options, which determine the shape left on a lead after cutting.



Semi-flush

This cut leaves a pyramidal tip at the end of the wire. It is particularly suitable for standard jobs where the final shape does not play a significant role. Cutters with this cut are suitable for both soft copper wires and very hard wires such as stainless steel.

Flush

This cut leaves a much smaller tip at the end of the wire than the semi-flush cut – without reducing the cutting ability. The cutting edges are finer than on semi-flush cutters. The effort exerted when cutting is less and the load on the component is reduced. Flush wire ends reduce the effort needed to fit components on printed-circuit boards. Erem guarantees precise cutting even after frequent use.

Super full flush

Only Erem offers you a super full flush cut. This cut provides absolutely flush wire ends.
No rework is needed. Cutters with this cut are absolutely precision-ground and sharpened. The effort exerted when cutting is low, as is the load on the component caused by the cut. Soldering tags in soldering-bath procedures are prevented. Cutters of this type are used in applications for microelectronics, space travel or medical technology. These cutters are suitable for soft wires.



Erem | Competitor

Service



Re-sharpening
Erem is your service partner. All Erem side and tip cutters except those with carbide insert blades can be re-sharpened up-to three times. Carriage charges will apply.

Replacement parts
Erem cutters and pliers and their component parts are warranted against manufacturing defects. Magic springs, precision joint components are available as spare parts.



Choosing the right tool

Visibility and accessibility

	Micro **Series 600**	Medium **Series 2400 MagicSense**	Medium **Series 500**	Maxi **Series 800**	**Tungsten-carbide cutters**
	Miniature cutters for fine wires.	Medium-size cutters. Combines robustness, visibility and accessibility. Optimized ergonomic shape and an improved grade of hardness.		The strongest and most robust head size cuts large wire diameters.	
Tip cutter Straight relieved head • Horizontal and vertical cuts • Cutting in hard-to-reach areas	✓	✓	✓		
Tip cutter Pointed relieved head • Narrowest head shape • Optimum access even to extremely hard-to-reach areas	✓		✓	✓	✓
Tip cutter Angled narrow head • Precise cuts at different working angles		✓	✓		
Tip cutter Angled wide head • Precise cuts at different working angles	✓	✓	✓		✓
Side cutter Tapered head • Straight edges and taper to a point • Access to difficult to reach areas without reducing the cutting ability	✓	✓	✓	✓	✓
Side cutter Oval head • Cutting in easy accessable areas • Offers the highest cutting capacity		✓	✓	✓	✓

High cutting ability

Choosing the right tool

Size

Micro
Series 600

Medium
Series 2400, Series 500

Maxi
Series 800

Head shape



Oval head



Tapered head



Pointed relieved head

Cut



Semi-flush



Flush



Super Full Flush

Wire quality

Piano wire, stainless spring steel wire, material 1.4310, tensile strength 2000–2400 MPa
Hard wire, stainless steel wire, material 1.4301, tensile strength 1800 MPa
Medium-hard wire, stainless steel wire, material 1.4301, tensile strength 800 MPa
Soft wire, copper, aluminium, tensile strength 250 MPa

Model	Cut	Cutting capability
Micro Series 600		mm / Inch: 0,03 .0001 · 0,1 .003 · 0,2 .007 · 0,3 .011 · 0,4 .015 · 0,5 .019 · 0,6 .023 · 0,7 .027 · 0,8 .031 · 0,9 .035 · 1,0 .039 · 1,1 .043 · 1,2 .047 · 1,3 .051 · 1,4 .055 · 1,5 .059 · 1,6 .062 · 1,7 .066 · 1,8 .070 · 1,9 .074
 **612N**	Semi-flush	
622N	Flush	
632N	Super Full Flush	
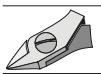 **622NA**	Flush	
622NB	Flush	
 **676E**	Flush	
776E	Super Full Flush	
632NCF	Super Full Flush	Only for soft materials: silicone, rubber, etc.
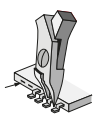 **670E**	Flush	
670EP	Flush	for micro housing
670EPF	Flush	Only for micro pitches under 0.5 mm / .019 Inch

Medium Series 2400 MagicSense		mm / Inch: 0,03 .0001 · 0,1 .003 · 0,2 .007 · 0,3 .011 · 0,4 .015 · 0,5 .019 · 0,6 .023 · 0,7 .027 · 0,8 .031 · 0,9 .035 · 1,0 .039 · 1,1 .043 · 1,2 .047 · 1,3 .051 · 1,4 .055 · 1,5 .059 · 1,6 .062 · 1,7 .066 · 1,8 .070 · 1,9 .074
 **2412E**	Semi-flush	
2422E	Flush	
2432E	Super Full Flush	
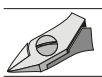 **2477E**	Flush	
 **2403E** 30°	Flush	
2404E 30°	Flush	
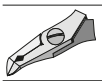 **2482E** 45°	Flush	
2475E 45°	Flush	
 **2470E**	Flush	

Model		Cut	Cutting capability
Medium Series 500			mm / Inch: 0,03 .0001 · 0,1 .003 · 0,2 .007 · 0,3 .011 · 0,4 .015 · 0,5 .019 · 0,6 .023 · 0,7 .027 · 0,8 .031 · 0,9 .035 · 1,0 .039 · 1,1 .043 · 1,2 .047 · 1,3 .051 · 1,4 .055 · 1,5 .059 · 1,6 .062 · 1,7 .066 · 1,8 .070 · 1,9 .074
	**512N**	Semi-flush	
	512E	Semi-flush	
	522N	Flush	
	599E	Flush	
	532N	Super Full Flush	
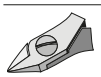	**595E**	Flush	
	577E	Flush	
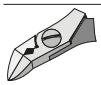	**503E**	Flush	
	504AE	Flush	
	**555E** 35°	Flush	
	572E 40°	Flush	
	582E 45°	Flush	
	582EW	Flush	
	593AE 30°	Flush	
	575E 45°	Flush	
	**592E**	Flush	
	792E	Super Full Flush	
	**570E**	Flush	
	573E	Flush	For vertical cutting

Maxi Series 800			mm / Inch: 0,03 .0001 · 0,1 .003 · 0,2 .007 · 0,3 .011 · 0,4 .015 · 0,5 .019 · 0,6 .023 · 0,7 .027 · 0,8 .031 · 0,9 .035 · 1,0 .039 · 1,1 .043 · 1,2 .047 · 1,3 .051 · 1,4 .055 · 1,5 .059 · 1,6 .062 · 1,7 .066 · 1,8 .070 · 1,9 .074
	**812N**	Semi-flush	
	896E	Semi-flush	
	822N	Flush	
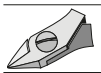	**886E**	Flush	
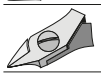	**884E**	Flush	

Tungsten-carbide cutters			mm / Inch: 0,03 .0001 · 0,1 .003 · 0,2 .007 · 0,3 .011 · 0,4 .015 · 0,5 .019 · 0,6 .023 · 0,7 .027 · 0,8 .031 · 0,9 .035 · 1,0 .039 · 1,1 .043 · 1,2 .047 · 1,3 .051 · 1,4 .055 · 1,5 .059 · 1,6 .062 · 1,7 .066 · 1,8 .070 · 1,9 .074
	**622TX**	Flush	
	599T	Semi-flush	
	599TF	Flush	
	**595T**	Semi-flush	
	595TF	Flush	
	2476TX1	Flush	
	576TX1	Flush	
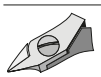	**2476TX**	Flush	
	576TX	Flush	
	**503ET** 30°	Semi-flush	
	503ETF 30°	Semi-flush	

Series 600 Micro

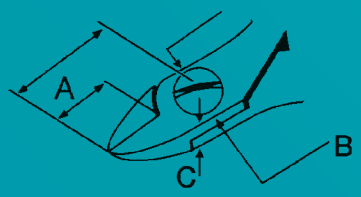

A = Length of cutting edges
B = Head width
C = Head thickness
D = Head length

Side cutter - oval head



4.331 Inch / 110 mm
1.69 oz. / 48 g

- This is the most widely used head shape.
- Fits for all cutting applications where easy access is given
- It is robust and size for size offers the highest cutting capacity.

Model	Cut	A		B		C		D		Max. cutting capability in mm		
		Inch	mm	Inch	mm	Inch	mm	Inch	mm	Hard wire	Medium hardness	Copper wire
612N	Semi Flush	0.354	9	0.354	9	0.236	6	0.590	15	Ø 0,5	Ø 0,8	Ø 1,3
T622N	Flush	0.354	9	0.354	9	0.236	6	0.590	15	-	Ø 0,8	Ø 1,3
632N	Super full flush	0.354	9	0.354	9	0.236	6	0.590	15	-	Ø 0,7	Ø 1,3
622NA	Flush	0.354	9	0.354	9	0.236	6	0.590	15	-	Ø 0,7	Ø 1,0

Tip cutter – pointed relieved head



4.331 Inch / 110 mm
1.69 oz. / 48 g

- This is the narrowest head shape.
- The underside is relieved and facilitates optimum access even to extremely hard-to-reach areas.

Model	Cut	A		B		C		D		Max. cutting capability in mm		
		Inch	mm	Inch	mm	Inch	mm	Inch	mm	Hard wire	Medium hardness	Copper wire
622NB	Flush	0.354	9	0.354	9	0.236	6	0.590	15	-	Ø 0,6	Ø 0,8
676E	Flush	0.354	9	0.354	9	0.236	6	0.590	15	-	Ø 0,6	Ø 0,8
776E	Super full flush	0.354	9	0.354	9	0.236	6	0.590	15	-	Ø 0,6	Ø 0,8
632NCF	Super full flush	0.354	9	0.354	9	0.236	6	0.590	15	suitable for precision cuts on soft materials, e.g. small silicone tubes, precision connector seals, miniature rubber seals, soft synthetic parts		

Tip cutter - straight short relieved head



4.331 Inch / 110 mm
1.69 oz. / 48 g

- Suitable for cutting SMD and micro-package contacts.

Model	Cut	A		B		C		D		Max. cutting capability in mm		
		Inch	mm	Inch	mm	Inch	mm	Inch	mm	Hard wire	Medium hardness	Copper wire
670E	Flush	0.354	9	0.354	9	0.236	6	0.709	18	-	Ø 0,5	Ø 0,8
670EP	Flush	0.354	9	0.354	9	0.236	6	0.709	18		Ø 0,5	Ø 0,6
670EPF	Flush	0.354	9	0.354	9	0.236	6	0.709	18	-	Ø 0,4	Ø 0,6

Series 2400 MagicSense

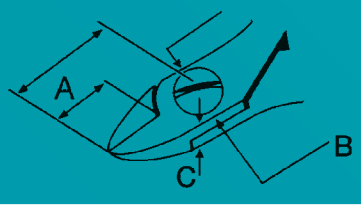

A = Length of cutting edges
B = Head width
C = Head thickness
D = Head length

Side cutter – oval head



5.118 Inch / 130 mm
2.47 oz. / 70 g

- This is the most widely used head shape.
- Fits for all cutting applications where easy access is given
- It is robust and size for size offers the highest cutting capacity.
- Erem cutters and pliers with ergonomic handle.
- The ergonomic handle and special materials ensure a soft feel, operating comfort and safety.

Model	Cut	A		B		C		D		Max. cutting capability in mm		
		Inch	mm	Inch	mm	Inch	mm	Inch	mm	Hard wire	Medium hardness	Copper wire
2412E	Semi Flush	0.472	12	0.433	11	0.236	6	0.748	19	Ø 0,5	Ø 1,0	Ø 1,6
2422E	Flush	0.472	12	0.433	11	0.236	6	0.748	19	-	Ø 1,0	Ø 1,6
2432E	Super full flush	0.472	12	0.433	11	0.236	6	0.748	19	-	Ø 0,8	Ø 1,6

Side cutter - tapered



5 Inch / 127 mm
2.469 oz. / 70 g

- The jaws of the cutter have straight edges and taper to a point.
- This head shape allows access to difficult to reach areas but reduces the cutting capacity in comparison to the same size oval head cutter.
- Erem cutters and pliers with ergonomic handle. The ergonomic handle and special materials ensure a soft feel, operating comfort and safety.

Model	Cut	A		B		C		D		Max. cutting capability in mm		
		Inch	mm	Inch	mm	Inch	mm	Inch	mm	Hard wire	Medium hardness	Copper wire
2477E	Flush	0.472	12	0.433	11	0.236	6	0.742	19	-	Ø 1,0	Ø 1,3

Tip cutter - angled wide head



5 Inch / 127 mm
2.469 oz. / 70 g
30°

- The angled head provides for precise cuts at different working angles.
- Erem cutters and pliers with ergonomic handle. The ergonomic handle and special materials ensure a soft feel, operating comfort and safety.

Model	Cut	A		B		C		D		Max. cutting capability in mm		
		Inch	mm	Inch	mm	Inch	mm	Inch	mm	Hard wire	Medium hardness	Copper wire
2403E	Flush	0.354	9	0.433	11	0.236	6	0.748	19	-	Ø 1,0	Ø 1,6
											wide, robust head, fine cut	
2404E	Flush	0.354	9	0.433	11	0.236	6	0.787	20	-	Ø 0,8	Ø 1,3
											same as 2403E, but with pointed rounded head	

Tip cutter - angled narrow head



5.315 Inch / 135 mm
2.539 oz. / 72 g
45°

- The angled head provides for precise cuts at different working angles.
- Erem cutters and pliers with ergonomic handle. The ergonomic handle and special materials ensure a soft feel, operating comfort and safety.

Model	Cut	A		B		C		D		Max. cutting capability in mm		
		Inch	mm	Inch	mm	Inch	mm	Inch	mm	Hard wire	Medium hardness	Copper wire
2482E	Flush	0.236	6	0.433	11	0.236	6	1.024	20	-	Ø 0,6	Ø 1,2
										suitable for working on printed-circuit boards, component connections, can be used in both 90° and 180° applications		
2475E	Flush	0.157	4	0.433	11	0.236	6	0.866	22	-	Ø 0,4	Ø 0,6
											suitable for fine cutting work on hybrid circuits of miniature components	

Tip cutter - straight long relieved head



5.512 Inch / 140 mm
2.539 oz. / 72 g

- This head is suitable for horizontal and vertical cuts.
- The long tips facilitate cutting in hard-to-reach areas.
- Erem cutters and pliers with ergonomic handle. The ergonomic handle and special materials ensure a soft feel, operating comfort and safety.

Model	Cut	A		B		C		D		Max. cutting capability in mm		
		Inch	mm	Inch	mm	Inch	mm	Inch	mm	Hard wire	Medium hardness	Copper wire
2470E	Flush	0.157	4	0.433	11	0.236	6	1.142	29	-	Ø 0,4	Ø 0,6
2676E	Flush	0.354	9	0.354	9	0.236	6	0.590	15	-	Ø 0,6 mm / .023 Inch	Ø 0,8 mm / .031 Inch

Series 500 Medium

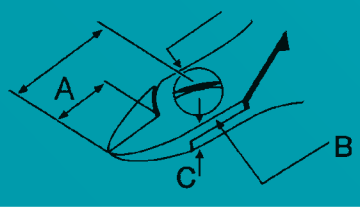

A = Length of cutting edges
B = Head width
C = Head thickness
D = Head length

Side cutter - oval head



4.528 Inch / 115 mm
2.363 oz. / 67 g

- This is the most widely used head shape.
- Fits for all cutting applications where easy access is given
- It is robust and size for size offers the highest cutting capacity.

Model	Cut	A		B		C		D		Max. cutting capability in mm		
		Inch	mm	Inch	mm	Inch	mm	Inch	mm	Hard wire	Medium hardness	Copper wire
512N	Semi Flush	0.472	12	0.433	11	0.256	6.5	0.748	19	Ø 0,5	Ø 1,0	Ø 1,6
512E	Semi Flush	0.472	12	0.433	11	0.256	6.5	0.748	19	Ø 0,5	Ø 1,0	Ø 1,6 burnished head
522N	Flush	0.472	12	0.433	11	0.256	6.5	0.748	19	-	Ø 1,0	Ø 1,6
599E	Flush	0.472	10	0.433	11	0.256	6.5	0.669	17	-	Ø 1,0	Ø 1,6 short, robust head
532N	Super full flush	0.472	10	0.433	11	0.256	6.5	0.748	19	-	Ø 0,8	Ø 1,6

Side cutter - tapere head



4.528 Inch / 115 mm
2.363 oz. / 67 g

- The jaws of the cutter have straight edges and taper to a point.
- This head shape allows access to difficult to reach areas but reduces the cutting capacity in comparison to the same size oval head cutter.

Model	Cut	A		B		C		D		Max. cutting capability in mm		
		Inch	mm	Inch	mm	Inch	mm	Inch	mm	Hard wire	Medium hardness	Copper wire
595E	Flush	0.472	12	0.433	11	0.256	6.5	0.748	19	-	Ø 1,0	Ø 1,3 tapered head
577E	Flush	0.472	10	0.433	11	0.256	6.5	0.669	17	-	Ø 1,0	Ø 1,3 tapered, short head

Tip cutter - angled wide, robust head



4.331 Inch / 110 mm
2.363 oz. / 67 g
30°

- The angled head provides for precise cuts at different working angles.

Model	Cut	A		B		C		D		Max. cutting capability in mm		
		Inch	mm	Inch	mm	Inch	mm	Inch	mm	Hard wire	Medium hardness	Copper wire
503E	Flush	0.354	9	0.433	11	0.256	6.5	0.748	19	-	Ø 1,0	Ø 1,6 wide, robust head
504AE	Flush	0.354	9	0.433	11	0.256	6.5	0.748	19		Ø 0,8	Ø 1,3 pointed, rounded head

Tip cutter - angled narrow head



4.724 Inch / 120 mm
2.399 oz. / 68 g
35°

- The angled head provides for precise cuts at different working angles.
- Narrow, robust head, suitable for working with high cutting force in confined areas.

Model	Cut	A		B		C		D		Max. cutting capability in mm		
		Inch	mm	Inch	mm	Inch	mm	Inch	mm	Hard wire	Medium hardness	Copper wire
555E	Flush	0.236	6	0.433	11	0.256	6.5	0.945	24	-	Ø 0,6	Ø 1,3



4.528 Inch / 115 mm
2.399 oz. / 68 g
40°

- Relieved cutting edge for easy access.

Model	Cut	A		B		C		D		Max. cutting capability in mm		
		Inch	mm	Inch	mm	Inch	mm	Inch	mm	Hard wire	Medium hardness	Copper wire
572E	Flush	0.236	6	0.433	11	0.256	6.5	0.827	21	-	Ø 0,6	Ø 1,3



4.528 Inch / 115 mm
2.399 oz. / 68 g
40°

- Suitable for working on printed-circuit boards, component connections, can be used in both 90° and 180° applications

Model	Cut	A		B		C		D		Max. cutting capability in mm		
		Inch	mm	Inch	mm	Inch	mm	Inch	mm	Hard wire	Medium hardness	Copper wire
582E	Flush	0.236	6	0.433	11	0.256	6.5	1.024	26	-	Ø 0,6	Ø 1,3



4.528 Inch / 115 mm
2.364 oz. / 67 g
45°

- Suitable for working on printed-circuit boards, component connections, can be used in both 90° and 180° applications.
- With safety device for wire scraps.

Model	Cut	A		B		C		D		Max. cutting capability in mm		
		Inch	mm	Inch	mm	Inch	mm	Inch	mm	Hard wire	Medium hardness	Copper wire
582EW	Flush	0.236	6	0.433	11	0.256	6.5	1.024	26	-	Ø 0,6	Ø 1,3



4.528 Inch / 115 mm
2.399 oz. / 68 g

- High precision tip cutter, bent.
- Practical rework tool.
- For cutting DIL contacts directly on the component.
- Ideal for densely printed baords.
- Non-reflecting surface
- ESD-safe
- One screwdriver included for fine adjustments.

Model	Cut	A		B		C		D		Max. cutting capability in mm		
		Inch	mm	Inch	mm	Inch	mm	Inch	mm	Hard wire	Medium hardness	Copper wire
593AE	Flush	0.157	4	0.433	11	0.256	6.5	1.024	26		ø 0,4	ø 1,0



4.528 Inch / 115 mm
2.363 oz. / 67 g
45°

- Suitable for fine cutting work on hybrid circuits or miniature components.

Model	Cut	A		B		C		D		Max. cutting capability in mm		
		Inch	mm	Inch	mm	Inch	mm	Inch	mm	Hard wire	Medium hardness	Copper wire
575E	Flush	0.157	4	0.433	11	0.256	6.5	0.866	22	-	Ø 0,2	Ø 0,6

Tip cutter - pointed relieved head



4.528 Inch / 115 mm
2.363 oz. / 67 g

- This is the narrowest head shape.
- The underside is relieved and facilitates optimum access even to extremely hard-to-reach areas

Model	Cut	A		B		C		D		Max. cutting capability in mm		
		Inch	mm	Inch	mm	Inch	mm	Inch	mm	Hard wire	Medium hardness	Copper wire
592E	Flush	0.472	12	0.433	11	0.256	6.5	0.748	19	-	Ø 0,4	Ø 0,8
792E	Super full flush	0.472	12	0.433	11	0.256	6.5	0.748	19	-	Ø 0,4	Ø 0,6

Tip cutter - straight long relieved head



4.724 Inch / 120 mm
2.363 oz. / 67 g

- This head is suitable for horizontal and vertical cuts.
- The long tips facilitate cutting in hard-to-reach areas.
- For cutting at extreme tips

Model	Cut	A		B		C		D		Max. cutting capability in mm		
		Inch	mm	Inch	mm	Inch	mm	Inch	mm	Hard wire	Medium hardness	Copper wire
570E	Flush	0.157	4	0.433	11	0.256	6.5	1.142	29	-	Ø 0,6	Ø 1,2

Tip cutter - straight head for vertical use



4.724 Inch / 120 mm
2.363 oz. / 67 g

- Tip cutter for fine wire, Cu 0,8 mm

Model	Cut	A		B		C		D		Max. cutting capability in mm		
		Inch	mm	Inch	mm	Inch	mm	Inch	mm	Hard wire	Medium hardness	Copper wire
573E	Flush	0.157	4	0.433	11	0.256	6.5	1.142	29	-	Ø 0,4	Ø 0,6

Series 800 Maxi

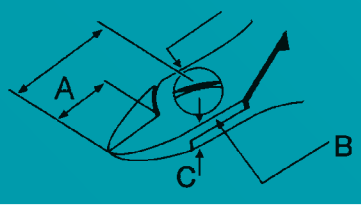

A = Length of cutting edges
B = Head width
C = Head thickness
D = Head length

Side cutter - oval head



4.724 Inch / 120 mm
2.363 oz. / 67 g

- This is the most widely used head shape.
- Fits for all cutting applications where easy access is given
- It is robust and size for size offers the highest cutting capacity.

Model	Cut	A		B		C		D		Max. cutting capability in mm		
		Inch	mm	Inch	mm	Inch	mm	Inch	mm	Hard wire	Medium hardness	Copper wire
812N	Semi Flush	0.590	15	0.531	13.5	0.295	7.5	0.827	21	Ø 0,6	Ø 1,2	Ø 1,8
896E	Semi Flush	0.590	15	0.531	13.5	0.295	7.5	0.827	21	Ø 0,6	Ø 1,2 for cutting hard wires, kovar, connector pins	Ø 1,8
822N	Flush	0.590	15	0.531	13.5	0.295	7.5	0.827	21	-	Ø 1,2	Ø 1,8

Side cutter - tapered head



4.724 Inch / 120 mm
2.928 oz. / 83 g

- The jaws of the cutter have straight edges and taper to a point. This head shape allows access to difficult to reach areas but reduces the cutting capacity in comparison to the same size oval head cutter.

Model	Cut	A		B		C		D		Max. cutting capability in mm		
		Inch	mm	Inch	mm	Inch	mm	Inch	mm	Hard wire	Medium hardness	Copper wire
886E	Flush	0.590	15	0.531	13.5	0.295	7.5	0.827	21	-	Ø 1,0	Ø 1,8

Tip cutter - pointed relieved head



4.724 Inch / 120 mm
2.857 oz. / 81 g

- This is the narrowest head shape.
- The underside is relieved and facilitates optimum access even to extremely hard-to-reach areas.

Model	Cut	A		B		C		D		Max. cutting capability in mm		
		Inch	mm	Inch	mm	Inch	mm	Inch	mm	Hard wire	Medium hardness	Copper wire
884E	Flush	0.590	15	0.531	13.5	0.295	7.5	0.827	21	-	Ø 0,8	Ø 1,6

Tungsten-carbide cutters

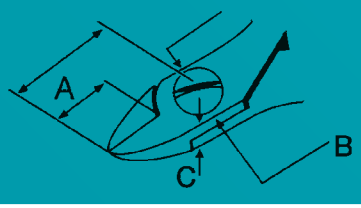

A = Length of cutting edges
B = Head width
C = Head thickness
D = Head length

Side cutter - oval head, Miniature cutter



4.528 Inch / 115 mm
2.36 oz. / 67 g

- This is the most widely used head shape.
- Fits for all cutting applications where easy access is given
- It is robust and size for size offers the highest cutting capacity.

Model	Cut	A		B		C		D		Max. cutting capability in mm			
		Inch		Inch	mm	Inch	mm	Inch	mm	Piano wire	Hard wire	Medium hardness	Copper wire
622TX	Flush	0.315	8	0.354	9	0.236	6	0.590	15	Ø 0,2	Ø 0,4	Ø 0,6	Ø 1,2 miniature cutter
599T	Flush	0.472	12	0.433	11	0.256	6.5	0.748	19	Ø 0,6	Ø 0,8	Ø 1,0	Ø 1,5
599TF	Semi Flush	0.472	12	0.433	11	0.256	6.5	0.748	19	Ø 0,6	Ø 0,8	Ø 1,0	Ø 1,5

Side cutter - tapered head



4.528 Inch / 115 mm

2.36 oz. / 67 g

- The jaws of the cutter have straight edges and taper to a point.
- This head shape allows access to difficult to reach areas but reduces the cutting capacity in comparison to the same size oval head cutter.

Model	Cut	A		B		C		D		Max. cutting capability in mm			
		Inch		Inch	mm	Inch	mm	Inch	mm	Piano wire	Hard wire	Medium hardness	Copper wire
595T	Semi Flush	0.472	12	0.433	11	0.256	6.5	0.748	19	Ø 0,4	Ø 0,6	Ø 0,8	Ø 1,5
595TF	Flush	0.472	12	0.433	11	0.256	6.5	0.748	19	Ø 0,4	Ø 0,6	Ø 0,8	Ø 1,5
2476TX1	Flush	0.433	11	0.433	11	0.236	6	0.011	19	Ø 0,3	Ø 0,4	Ø 0,5	Ø 1,0
2447P					9		6.5						
2448P					-		-						
576TX1	Flush	0.433	11	0.433	11	0.256	6.5	0.011	19	Ø 0,3	Ø 0,4	Ø 0,5	Ø 1,0

Tip cutter - pointed relieved head



4.528 Inch / 115 mm

2.36 oz. / 67 g

- This is the narrowest head shape.
- The underside is relieved and facilitates optimum access even to extremely hard-to-reach areas.
- Series 2400 MagicSense model

Model	Cut	A		B		C		D		Max. cutting capability in mm			
		Inch		Inch	mm	Inch	mm	Inch	mm	Piano wire	Hard wire	Medium hardness	Copper wire
576TX	Flush	0.433	11	0.433	11	0.256	6.5	0.748	19	Ø 0,1	Ø 0,2	Ø 0,3	Ø 1,0

Tip cutter - angled wide head



4.331 Inch / 110 mm
2.36 oz. / 67 g
30°

- The angled head provides for precise cuts at different working angles.

Model	Cut	A		B		C		D		Max. cutting capability in mm			
		Inch		Inch	mm	Inch	mm	Inch	mm	Piano wire	Hard wire	Medium hardness	Copper wire
503ET	Semi Flush	0.354	9	0.433	11	0.256	6.5	0.748	19	Ø 0,4	Ø 0,6	Ø 0,8	Ø 1,2
503ETF	Flush	0.354	9	0.433	11	0.256	6.5	0.787	20	Ø 0,4	Ø 0,6	Ø 0,8	Ø 1,2

Special applications

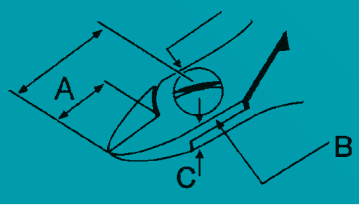

A = Length of cutting edges
B = Head width
C = Head thickness
D = Head length

Special applications: hard wires



4.724 Inch / 120 mm
3.527 oz. / 100 g

- Side cutter with compound action.
- For cutting hard wires with minimal effort

Model	Cut	A		B		C		Max. cutting capacity in mm	
		Inch	mm	Inch	mm	Inch	mm	Copper wire	
147A	Semi Flush	0.472	12	0.413	10.5	0.295	7.5	Ø 1,8	for cutting hard wires with minimal effort

Special applications: cutting printed-circuit boards



4.528 Inch / 115 mm
2.787 oz. / 79 g

Model		D max.		B max.	
		Inch	mm	Inch	mm
884EPCM	Flush	0.0591	1.5	0.078	2.0

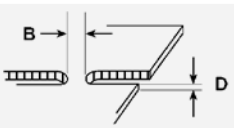

Special applications: Kevlar® silks



4.528 Inch / 115 mm
2.36 oz. / 67 g

- Side cutter, suitable for cutting Kevlar® silks.
- Side cutter, suitable for cutting Kevlar® silks, VectranTM-sheathed wires, optical fibres and small stainless wires.

Model	Cut	B		B		C		D	
		Inch	mm	Inch	mm	Inch	mm	Inch	mm
599F0		0.472	12	0.433	11	0.256	6.5	0.748	19

Special applications: Special tool steel



4.528 Inch / 115 mm
2.36 oz. / 67 g

- Side cutter for cutting Kevlar® silks, Vectran™-sheated wires, optical fibres and small stainless wires.
- Side cutter with cutting edges made from tungsten carbide.

Model	Cut	B		B		C		D	
		Inch	mm	Inch	mm	Inch	mm	Inch	mm
599TF0	Semi Flush	0.472	12	0.413	10.5	0.256	6.5	0.748	19

Pneumatic side and tip cutters

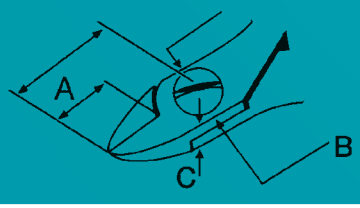

A = Length of cutting edges
B = Head width
C = Head thickness
D = Head length

Pneumatic side cutter and tip cutter



5.118 Inch / 130 mm
4.59 oz. / 130 g

- Pneumatic cutter
- Handy, light and precise
- Extremely versatile thanks to a selection of different cutting heads
- Easily interchangeable cutting heads
- Suitable for cutting conventional components, soft metals or small plastic parts
- Pneumatic-cutter housing

Model	Diameter		
	Inch	mm	
1500BSF	1.102	28	requires 4- 6 bar oil-free clean compressed air

Side cutter - oval head for 1500BSF



1.16 oz. / 35 g

- This is the standard head shape.
- It is used for all cutting jobs in easy-to-reach areas.
- The oval head provides for a high cutting capacity and is characterised by its robustness.

Model	Cut	A		B		C		Max. cutting capacity in mm
		Inch	mm	Inch	mm	Inch	mm	Copper wire
1512N	Semi Flush	0.394	10	0.413	10.5	0.256	6.5	Ø 1,6
1522N	Flush	0.394	10	0.413	10.5	0.256	6.5	Ø 1,6

Side cutters - tapered head cutting head for 1500 BSF



1.16 oz. / 35 g

- The edges of the cutter head are straight and taper to a point, allowing access to hard to reach area.

Model	Cut	A		B		C		Max. cutting capacity in mm
		Inch	mm	Inch	mm	Inch	mm	Copper wire
1522NA	Flush	0.354	9	0.413	10.5	0.256	6.5	Ø 1,4

Pointed relieved head for 1500 BSF



1.12 oz. / 32 g

- This is the narrowest head shape.
- The underside is relieved and facilitates optimum access even to extremely hard-to-reach areas.

Model	Cut	A		B		C		Max. cutting capacity in mm
		Inch	mm	Inch	mm	Inch	mm	Copper wire
1522NB	Flush	0.354	9	0.413	10.5	0.256	6.5	Ø 1,2

Cutting head for 1500 BSF - tip cutter - angled head



1.34 oz. / 38 g

30°

- The angled head provides for precise cuts at different working angles.

Model	Cut	A		B		C		Max. cutting capacity in mm
		Inch	mm	Inch	mm	Inch	mm	Copper wire
1503E	Flush	0.472	12	0.413	10.5	0.256	6.5	Ø 1,2

Distance cutters

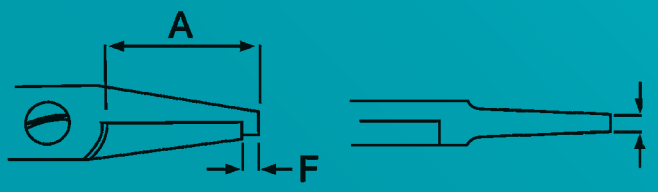

A = Jaw length
B = Width of tips
F = Cutting length

Distance cutter - fixed cutting length

Distance cutter copper wire to a length of 1.5 mm/.059 Inch



4.724 Inch / 120 mm
2.36 oz. / 67 g

- Special tool steel
- ESD-safe
- Fixed cutting length
- Reduces mechanical shock on components

Model	Cut	A		E		F		Max. cutting capacity in mm	
		Inch	mm	Inch	mm	Inch	mm	Copper wire	
530E15	Semi Flush	0.787	20	0.118	3	0.059	1.5	Ø 1,2	cuts copper wire to a length of 1,5 mm / 0,059 Inch
530E13	Flush	0.787	20	0.118	3	0.051	1.3	Ø 1,2	cuts copper wire to a length of 1,3 mm / 0,051 Inch
530E08	Flush	0.787	20	0.118	3	0.031	0.8	Ø 1,2	cuts copper wire to a length of 0,8 mm / 0,031 Inch
530E06	Flush	0.787	20	0.118	3	0.023	0.6	Ø 1,2	cuts copper wire to a length of 0,6 mm / 0,023 Inch

Distance cutter

Distance cutter, cuts wire to a length of 1.5 mm/.059 Inch



4.724 Inch / 120 mm
2.36 oz. / 67 g
45°

- Special tool steel
- ESD-safe
- Fixed length distance cutter
- Tapered 45°

Model	Cut	A		E		F		Max. cutting capacity in mm
		Inch	mm	Inch	mm	Inch	mm	Copper wire
549E	Flush	0.787	20	0.118	3	0.059	1.5	Ø 1,2
549E10	Flush	0.787	20	0.118	3	0.039	1	Ø 1,2
549E12	Flush	0.787	20	0.118	3	0.047	1.2	Ø 1,2

Distance cutter, variable cutting length

Distance cutter, variable cutting length from 1.2 mm to 6 mm/ 047 to .236 Inch



4.724 Inch / 120 mm
2.47 oz. / 70 g

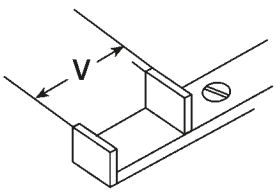

- Special tool steel
- ESD-safe
- Variable cutting length (= V)
- With protective stop screw

Model	Cut	A		E		V		
		Inch	mm	Inch	mm	Inch	mm	Copper wire
530E15A	Flush	0.787	20	0.177	4.5	0,047 - 0,236	1,2 - 6	Ø 1.2

Distance cutter - variable cutting length

Distance cutter with variable cutting length from 0 mm to 5 mm/ 0 to .197 Inch



4.528 Inch / 115 mm

2.47 oz. / 70 g

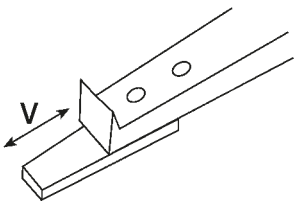

- Special tool steel
- ESD-safe
- Variable cutting length (= V)
- With protective stop screw
- Interchangeable plastic stop protects the printed-circuit board against damage

Model	Cut	A		E		V		
		Inch	mm	Inch	mm	Inch	mm	Copper wire
573EB	Flush	0.787	20	0.177	4.5	0 - 0,197	0 - 5	Ø 0.8

Pliers

GET AN ACCURATE AND SURE GRIP ON EVERYTHING

Internal patented Erem Magic Spring

The Magic Spring system used in Erem precision tools is unique. It is integral to the cutting head and provides a constant closing and re-opening force.

It is highly reliable, makes the tools easy to use and reduces operator fatigue.

- Reduce costs thanks to long life
- Constant spring force
- Guarantees more than 1 million operations



High-precision screw joint

This self-locking screw joint system gives a smooth cutting and opening action and ensures that there is no blade overlap or play.

- Smooth jaw action with no play
- No damaging of sensitive components

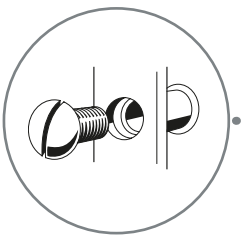

Precision-ground jaws

The very precisely worked tips get a firm and sure grip on even the thinnest of parts.

The choice of high-quality materials and meticulous tempering are especially important during the manufacturing of these tweezers.

- Ground with the greatest precision

Special tool steel

Erem electronics tools are made from bright steel. They are not drop forged. The special tool steel is made using a unique Swiss processing technique.

- The bright tool steel gives additional strength and toughness to the tools to promote a long service life.



WIDE VARIETY OF HEAD SHAPES

Ergonomically shaped handles

- For high comfort, better grip and added safety

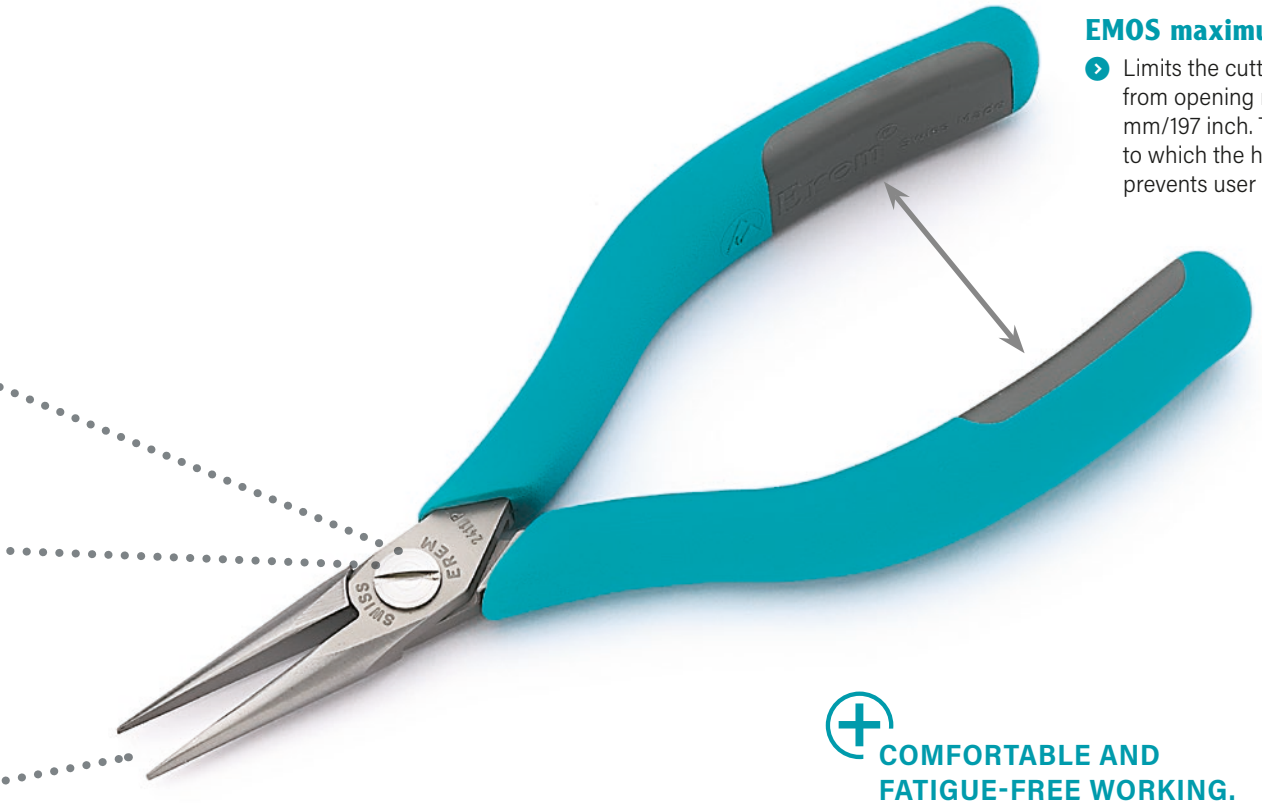

EMOS maximum opening stop

- Limits the cutting-edge tips from opening more than 5 mm/197 inch. The limited extent to which the handles can open prevents user hand fatigue.

COMFORTABLE AND FATIGUE-FREE WORKING.

ESD-safe

The interchangeable foam-cushion handles are ESD-safe and are fitted as standard on all Erem cutters and pliers.

Series 500 Medium

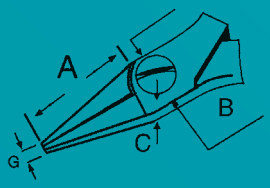

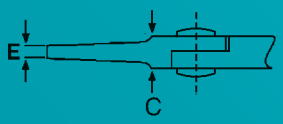

A = Jaw length
B = Head width
C = head thickness
E = Width of tips
G = Total height of both tips

Round nose pliers

Round nose pliers with very precise, smooth jaws.



4.724 Inch / 120 mm
2.89 / 62 g

- Pliers for miniature and standard electronics
- Non-reflecting surface, ESD-safe
- Suitable for forming, bending, laying and feeding in wires.
- High grade tool steel

Model	Shape	A		B		C		E		G	
		Inch	mm	Inch	mm	Inch	mm	Inch	mm	Inch	mm
543E		0.91	23	0.35	9	0.26	6.5	0.031	Ø 0,8	0.063	1.6
546E		0.70 + 0.236	18 + 6		-	0.236	6.0		-	0.039	1.0

Needle nose pliers

Needle nose pliers with very precise, smooth and rounded jaws.



4.724 Inch / 120 mm
2.19 / 62 g

- Pliers for miniature and standard electronics
- Non-reflecting surface, ESD-safe, high grade tool steel
- Suitable for forming, bending, laying and feeding in wires.

Model	Shape	A		B		C		E		G	
		Inch	mm	Inch	mm	Inch	mm	Inch	mm	Inch	mm
547		0.91	23	0.35	9	0.26	6.5	0.035	0.9	0.047	1.2

Flat nose pliers

Flat nose pliers with smooth jaws and precision-machined edges.



4.724 Inch / 120 mm
2.36 / 67 g

- Pliers for miniature and standard electronics
- Non-reflecting surface, ESD-safe, high grade tool steel
- Suitable for gripping flat workpieces.

Model	Shape	A		B		C		E		G	
		Inch	mm	Inch	mm	Inch	mm	Inch	mm	Inch	mm
542E		0.91	23	0.35	9	0.26	6.5	0.055	1.4	0.055	1.4

Flat nose pliers with replaceable nylon jaws.



4.921 Inch / 125 mm
2.36 / 67 g

- Pliers for miniature and standard electronics
- Non-reflecting surface, ESD-safe High grade tool steel
- Nylon jaws prevent nicking and scratching.
- Suitable for forming precious metals and component connections.

Model	Shape	A		B		C		E		G	
		Inch	mm	Inch	mm	Inch	mm	Inch	mm	Inch	mm
531E		0.91	23	0.35	9	0.26	6.5	0.2	5	0.12	3

Chain nose pliers

Chain nose pliers with narrow half-round jaws.



4.724 Inch / 120 mm

2.36 / 67 g

- Pliers for miniature and standard electronics
- Non-reflecting surface, ESD-safe High grade tool steel
- For securely handling components.

Model	Shape	A		B		C		E		G	
		Inch	mm	Inch	mm	Inch	mm	Inch	mm	Inch	mm
544E		0.91	23	0.35	9	0.26	6.5	0.039	1	0.055	1.4

Chain nose pliers with inside-serrated jaws for secure handling



4.724 Inch / 120 mm

2.64 / 67 g

- Pliers for miniature and standard electronics
- Non-reflecting surface, ESD-safe High grade tool steel

Model	Shape	A		B		C		E		G	
		Inch	mm	Inch	mm	Inch	mm	Inch	mm	Inch	mm
544D		0.91	23	0.35	9	0.26	6.5	0.039	1	0.055	1.4

Series 2400 MagicSense

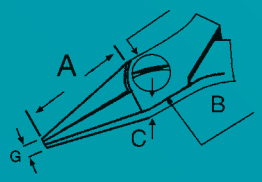

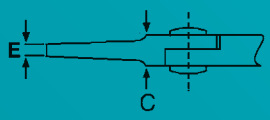

A = Jaw length
B = Head width
C = head thickness
E = Width of tips
G = Total height of both tips

Needle nose pliers

Needle nose pliers with very precise, smooth and rounded jaws.



5.748 Inch / 146 mm
2.54 / 72 g

- Pliers for miniature and standard electronics
- Optimized ergonomically shaped handles for increased comfort
- Non-reflecting surface, ESD-safe

Model	Shape	A		B		C		E		G	
		Inch	mm	Inch	mm	Inch	mm	Inch	mm	Inch	mm
2411P		1.32	33.5	0.43	11	0.24	6	0.039	1	0.047	1.2
2411PD		1.32	33.5	0.43	11	0.24	6	0.039	1	0.047	1.2

Flat nose pliers

Flat nose pliers with smooth jaws and precision-machined edges.



5.748 Inch / 146 mm
2.54 / 72 g

- Pliers for miniature and standard electronics
- Optimized ergonomically shaped handles for increased comfort
- Non-reflecting surface, ESD-safe
- Suitable for gripping flat workpieces.

Model	Shape	A		B		C		E		G	
		Inch	mm	Inch	mm	Inch	mm	Inch	mm	Inch	mm
2442P		1.32	33.5	0.43	11	0.24	6	0.13	3.4	0.047	1.2

Round nose pliers

Round nose pliers with very precise, smooth jaws



5.748 Inch / 146 mm
2.54 / 72 g

- Pliers for miniature and standard electronics
- Optimized ergonomically shaped handles for increased comfort
- Non-reflecting surface, ESD-safe
- Suitable for bending wires.

Model	Shape	A		B		C		E		G	
		Inch	mm	Inch	mm	Inch	mm	Inch	mm	Inch	mm
2443P		1.319	33.5	0.43	11	0.24	6	0.031	0.8	0.063	1.6

Stripping pliers

High precision stripping pliers

Pliers for front stripping 0.25 mm – 1.02 mm .010 Inch – .040 Inch (AWG 30 – 18)



4.724 Inch / 120 mm

2.65 / 75 g

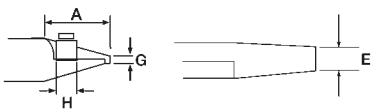

- Robust, high-precision tools for use in electronics and aeronautical engineering
- The required diameter is set by means of screws
- Screwdriver and key are included
- Interchangeable blades
- ESD-safe
- Suitable for all types of insulation and optical fibres.
- Integral side cutting blade.

A = jaw length
E = Width of tips
G = Total height of both tips
H = Length of cutting blade

Model	A		E		G		H		Wire diameter	
	Inch	mm	Inch	mm	Inch	mm	Inch	mm	Inch	mm
510AE	0.83	21	0.20	5	0.16	4	0.28	7	0,010 - 0,040	0,25 - 1,02

Pliers for front stripping 0.06 mm – 0.6 mm .002 Inch – .023 Inch (AWG 42 – 24)



4.724 Inch / 120 mm

2.82 / 80 g

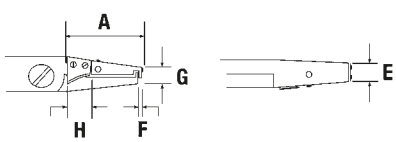

- Robust, high-precision tools for use in electronics and aeronautical engineering
- The required diameter is set by means of screws
- Screwdriver and key are included
- Interchangeable blades
- ESD-safe
- Unique precision for damage-free stripping of fine wires.
- Suitable for all types of insulation, Teflon®, Tefzel and optical fibres.

A = Jaw length
E = Width of tips
F = Depth of interchangeable blade
G = Total height of both tips
H = Length of cutting blade

Model	A		E		F		G		H		Wire diameter	
	Inch	mm	Inch	mm	Inch	mm	Inch	mm	Inch	mm	Inch	mm
552E	0.91	23	0.26	6.5	0.39	1	0.43	11	0.35	9	0,002 - 0,023	0,06 - 0,6

Side stripping 0.06 mm – 0.6 mm .002 Inch – .023 Inch (AWG 42 – 24)



4.724 Inch / 120 mm

2.82 / 80 g

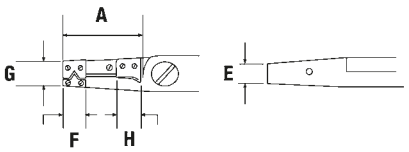

A = Jaw length
E = Width of tips
F = Depth of interchangeable blade
G = Total height of both tips
H = Length of cutting blade

- Robust, high-precision tools for use in electronics and aeronautical engineering
- The required diameter is set by means of screws
- Screwdriver and key are included
- Interchangeable blades
- ESD-safe
- Unique precision for damage-free stripping of fine wires.
- Suitable for all types of insulation, Teflon®, Tefzel and optical fibres.
- Unlimited stripping length thanks to side stripping
- Suitable for simple and precise stripping of optical fibres
- Non-reflecting surface

Model	A		E		F		G		H		Wire diameter	
	Inch	mm	Inch	mm	Inch	mm	Inch	mm	Inch	mm	Inch	mm
552S	0.82	21	0.26	6.5	0.264	6.7	0.43	11	0.354	9	0,002 - 0,024	0,06 - 0,6

Forming pliers

Forming pliers for passive components

Forming pliers for component connection, U-shape.



4.724 Inch / 120 mm

2.47 / 70 g

- Safe bending, forming and preparation of component connections
- Non-reflecting surface
- ESD-safe

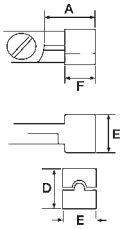

A = Jaw length
D = Height of tips
E = Width of tips
F = Length of forming

Model		A		D		E		F		Diodes		Capacitors		Resistors
		Inch	mm	Inch	mm	Inch	mm	Inch	mm	Inch	mm	Inch	mm	
554E	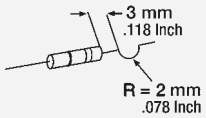	0.513	13	0.394	10	0.394	10	0.394	10	0.025	0.65	0.027	0.7	1/2 W

Forming pliers for component connections, U-shape, axial forming.



4.724 Inch / 120 mm

2.47 / 70 g

- Suitable for component connections, U-shape, axial forming
- Narrow head shape.
- ESD-safe

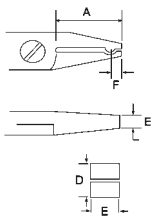

A = Jaw length
D = Height of tips
E = Width of tips
F = Length of forming

Model		A		D		E		F		Diodes		Capacitors		resistors
		Inch	mm	Inch	mm	Inch	mm	Inch	mm	Inch	mm	Inch	mm	
554A	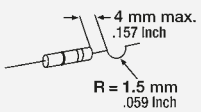	0.905	23	0.220	5.6	0.098	2.5	0.177	4.5	0.025	0.65	0.027	0.7	1/2 W

Forming pliers for cutting and bending components



4.724 Inch / 120 mm

2.47 / 67 g

- Safe bending, forming and preparation of component connections
- Non-reflecting surface
- ESD-safe

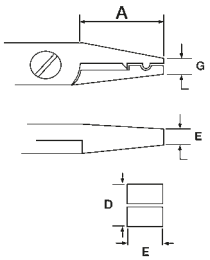

A = Jaw length
D = Height of tips
E = Width of tips
F = Length of forming

Model		A		D		E		F		Diodes		Capacitors		resistors
		Inch	mm	Inch	mm	Inch	mm	Inch	mm	Inch	mm	Inch	mm	
50788	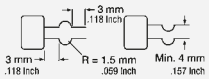	0.905	23	0.157	4	0.118	3			0.025	0.65	0.027	0.7	1/2 W

Forming pliers for cutting and bending



4.724 Inch / 120 mm

2.36 / 67 g

- Safe bending, forming and preparation of component connections
- Non-reflecting surface
- ESD-safe

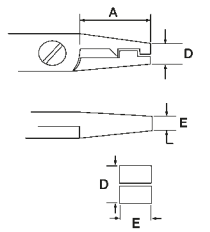

A = Jaw length
D = Height of tips
E = Width of tips
F = Length of forming

Model		A		D		E		F		Diodes		Capacitors		resistors
		Inch	mm	Inch	mm	Inch	mm	Inch	mm	Inch	mm	Inch	mm	
50789Z	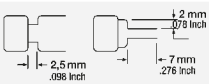	0.905	23	0.130	3.3	0.138	3.5			0.25	0.65	0.027	0.7	1/2 W

Forming plier for bending flat components

Forming plier for bending flat components, contacts, power transistors, Triac connections to a right angle.



4.724 Inch / 120 mm

3.00 / 85 g

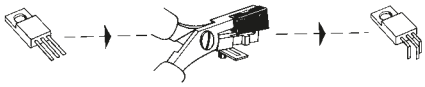

- Safe bending, forming and preparation of component connections, specially for integrated components and power transistors
- Non-reflecting surface
- ESD-safe

Model	K max.		M	
	Inch	mm	Inch	mm
500103A 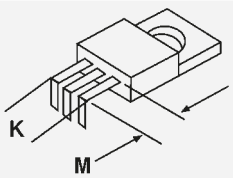	0.590	15	0.118 - 0.472	3,8 - 15

Forming pliers for cutting and bending Series TO components, diodes and mechanical parts to a right angle.



4.724 Inch / 120 mm

3.0 / 85 g

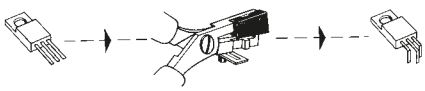

- Safe bending, forming and preparation of component connections, specially for integrated components and power transistors
- Non-reflecting surface
- ESD-safe
- Easily adjustable with interchangeable cutting edges.

Model	K max.		M	
	Inch	mm	Inch	mm
500210E 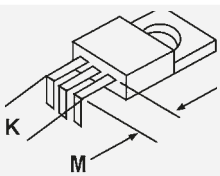	0.433	11	0.149 - 0.590	3,8 - 15

High precision forming pliers for Flat Packs, Quads

Forming plier for bending flat components, contacts, power transistors, Triac connections to a right angle.



4.724 Inch / 120 mm

3.53 / 100 g

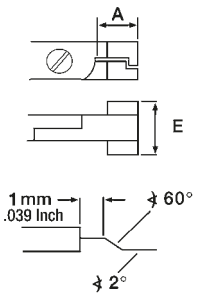

- Safe bending, forming and preparation of component connections, specially for integrated components and power transistors
- Non-reflecting surface
- ESD-safe

Model		K max.		M		A	
		Inch	mm	Inch	mm	Inch	mm
80013C	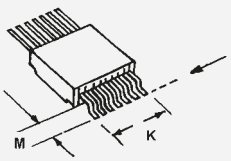	0.512	13	0.110	2.8	0.669	17

High precision forming pliers for DIL pins

Forming plier for cutting and bending DIL pins through 90° in one operations.



4.724 Inch / 120 mm

3.46 / 98 g

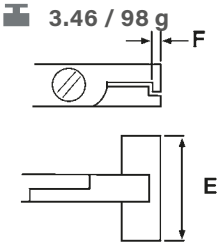

- Safe bending, forming and preparation of component connections, specially for integrated components and power transistors
- Non-reflecting surface
- ESD-safe
- Up to max. 20 DIL pins.

Model		E		F	
		Inch	mm	Inch	mm
809IC	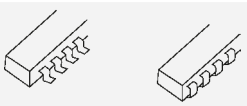	0.984	25	0.035	0.9

Tweezers

EREM MANUFACTURES A WIDE RANGE OF TWEEZERS.

ESD-safe

All tweezers with soft-grip handles are ESD-safe.

ERGONOMICALLY SHAPED HANDLES

- Ergonomically shaped handles reduce Carpal Tunnel Syndrome (CTS) and early hand fatigue
- Two-color, thermally insulated soft-grip handles made from soft foam material ensure high user comfort
- Manufactured from non-magnetic, acid-proof and stainless steel alloy



Pyroplast coating
The Pyroplast coating is not available on all Erem tweezers. It is made to order and requires a minimum order quantity.



Hardened steel

Tweezers made from hardened steel are typified by their particularly hard tips, which ensure great durability.
The tweezers are magnetic and the material may rust.

Titanium

Titanium tweezers are light weight and resistant to high temperatures.

Stainless steel

Tweezers made from stainless steel have robust tips do not rust. The material is less hard than hardened steel.

Erem Special stainless steel

This alloy is non-magnetic. The tweezers do not rust and are acid-proof and heat-resistant up to 300°C (512°F).

POINTED TIPS
for precision work



LARGE SELECTION
of matching SMD tweezers and cutting tweezers for individual applications

Precision tweezers

Precision tweezers: Pointed tips straight

- For applications in microelectronics, jewelrymaking, watchmaking, medicine and laboratory technology
- Suitable for delicate standard applications and precision work on small components or wires
- For all models with the suffix SA or SASL in the order number: Special stainless steel, non-magnetic, non-rusting, acid-proof, heat-resistant
- For all models with the suffix S in the order number: Stainless steel, robust tips, non-rusting, non-reflecting surface



3.150 Inch / 80 mm	Model	Weight oz.	Weight g	Material	Description
	**M5S**	0.21	6	Stainless steel	Micro-tweezers, very pointed tips, e.g. for precision work under a microscope.

4.252 Inch / 108 mm	Model	Weight oz.	Weight g	Material	Description
	**ACSA**	0.56	16	Special stainless steel	Precision tweezers with serrated finger grips for secure handling. For precise bending and holding of components or wires.
	**20AS** 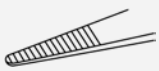	0.42	12	Special stainless steel	Precision tweezers with serrated finger grips and inside-serrated tips for secure handling. Guide pin to avoid overlapping of tips. For precise bending and holding of components or wires.

4.331 Inch / 110 mm	Model	Weight oz.	Weight g	Material	Description
	**3CSA**	0.39	11	Special stainless steel	Precision tweezers, standard model for delicate work.
	**3CSASL**	0.39	11	Special stainless steel	Precision tweezers, standard model for delicate work. Same as 3CSA, but economy model.
	**53CSA** 	0.39	11	Special stainless steel	Precision tweezers with anti-crush feature.Prevents damage to sensitive components. Tweezers relieved at front for secure handling.

4.724 Inch / 120 mm	Model	Weight oz.	Weight g	Material	Description
	**3SA**	0.49	14	Special stainless steel	Precision tweezers with pointed tips for work in microelectronics.
	**00DSA**	0.71	20	Special stainless steel	Precision tweezers with pointed tips. Very robust. Suitable for standard applications, e.g. for assembly in electronics. Model same as OOSA, but with serrated finger grips and inside-serrated tips for secure handling.
	**00SASL**	0.39	20	Special stainless steel	Precision tweezers with pointed tips. Very robust. Suitable for standard applications, e.g. for assembly in electronics. Same as OOSA, but economy model.
	**00SA**	0.71	20	Special stainless steel	Precision tweezers with pointed tips. Very robust. Suitable for standard applications, e.g. for assembly in electronics.
	**1SASL**	0.49	14	Special stainless steel	Precision tweezers with pointed tips for standard applications. Same as 1SA, but economy model.
	**1SA**	0.49	14	Special stainless steel	Precision tweezers with pointed tips for standard applications.
	**3SASL**	0.49	14	Special stainless steel	Precision tweezers with pointed tips for work in microelectronics. Same as 3SA, but economy model.
	11N	0.59	17	Stainless steel, nickel-plated	Precision tweezers with medium-pointed tips, nickel-plated. Suitable for electronic assembly tasks.

4.921 Inch / 125 mm	Model	Weight oz.	Weight g	Material	Description
	**AAS**	0.56	16	Stainless steel	Precision tweezers with fine but robust tips.
	**AASA**	0.56	16	Special stainless steel	Precision tweezers with fine but robust tips for standard applications.
	**AASASL**	0.56	16	Special stainless steel	Precision tweezers with fine but robust tips for standard applications. Same as AASA, but economy model.
	**AM**	0.60	17	Brass	Precision tweezers made from brass.

5.118 Inch / 130 mm	Model	Weight oz.	Weight g	Material	Description
	**249SA**	0.71	20	Special stainless steel, pointed synthetic tips (PPS)	Precision tweezers with pointed synthetic tips (PPS) and serrated finger grips for secure handling.
	**249CER**	0.84	24	Special stainless steel, ceramic tips	Precision tweezers with ceramic tips and serrated finger grips for secure handling.

5.512 Inch / 140 mm	Model	Weight oz.	Weight g	Material	Description
	**RRS**	1.05	30	Stainless steel	Precision tweezers with strong tips for heavy-duty applications.
	**SSSA**	0.39	11	Special stainless steel	Precision tweezers with long, narrow grips and low tension, responds to minimal pressure. The long grips allow precision work close to heat sources.

5.906 Inch / 150 mm	Model	Weight oz.	Weight g	Material	Description
	**29SA**	0.92	26	Special stainless steel	Reverse-action tweezers with wide, rounded tips. For holding parts by reverse clamping action. Insulated handles, e.g. for protecting against heat.

6.299 Inch / 160 mm	Model	Weight oz.	Weight g	Material	Description
	**21SA** 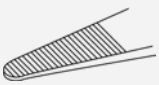	0.81	23	Special stainless steel	Precision tweezers with medium-pointed tips and serrated finger grips and inside-serrated tips for secure handling. Very robust. The long grips allow precision work close to heat sources.

Precision tweezers: Pointed tips straight relieved

- For precision work e.g. under a microscope
- Relieved shape facilitates excellent access to the most confined spaces
- For all models with the suffix SA or SASL in the order number: Special stainless steel, non-magnetic, non-rusting, acid-proof, heat-resistant
- For all models with the suffix S in the order number: Stainless steel, robust tips, non-rusting, non-reflecting surface



3.543 Inch / 90 mm

	Model	Weight oz.	Weight g	Material	Description
	**M4AS**	0.32	9	Stainless steel	Micro-tweezers, very pointed tips, e.g. for working under a microscope.

4.331 Inch / 110 mm

	Model	Weight oz.	Weight g	Material	Description
	**4SA**	0.45	13	Special stainless steel	Precision tweezers with very pointed tips.

4.528 Inch / 115 mm

	Model	Weight oz.	Weight g	Material	Description
	**5MBS**	0.42	12	stainless steel	Precision tweezers with extremely pointed tips (~ 0.03 x 0.07 mm/.002 Inch) for use in dissection procedures and working under a microscope. For use on soft materials only.
	**5FSA**	0.42	12	Stainless steel	Precision tweezers with extremely pointed tips (~ 0.05 x 0.1 mm/.003 Inch) for use in dissection procedures and working under a microscope. For use on soft materials only.
	**5SA**	0.42	12	Special stainless steel	Precision tweezers with very pointed tips, suitable for very fine wires.
	**5SASL**	0.42	12	Special stainless steel	Precision tweezers with very pointed tips, suitable for very fine wires. Same as 5SA, but economy model.
	**2SA**	0.56	16	Special stainless steel	Precision tweezers with medium-pointed tips.
	**2SASL**	0.56	16	Special stainless steel	Precision tweezers with medium-pointed tips. Same as 2SA, but economy model.

4.724 Inch / 120 mm

	Model	Weight oz.	Weight g	Material	Description
	**258SA**	0.53	15	Special stainless steel, synthetics tips (PPS)	Precision tweezers with pointed synthetic tips (PPS) and serrated finger grips for secure handling. Volume resistance 16 Ω/cm. Heat-resistant up to 250°C (480°F). Resistant to acids and molten soldering tin. Water-repellent.

Precision tweezers: Pointed tips bent

- For applications in biology, medicine, laboratory technology and microelectronics
- Bent shape facilitates access to confined spaces
- For all models with the suffix SA or SASL in the order number: Special stainless steel, nonmagnetic, non-rusting, acid-proof, heat-resistant



4.331 Inch / 110 mm	Model	Weight		Material	Description
		oz.	g		
	**3CBS**	0.53	15	Stainless steel	Precision tweezers, curved 40°, with pointed tips, for precision work such as assembly on printed-circuit boards.

115 mm	Model	Weight		Material	Description
		oz.	g		
	**5CSA**	0.42	12	Special stainless steel	Precision tweezers, curved 30°, relieved. Pointed tips. Relieved shape at front of handle provides excellent visibility of the area to be worked on.
	**5BSA**	0.42	12	Special stainless steel	Precision tweezers, curved 30°, relieved. Pointed tips. Relieved shape at front of handle provides excellent visibility of the area to be worked on.
	**51SA**	0.42	12	Special stainless steel	Precision tweezers, curved 30°, relieved. Very pointed tips. Relieved shape at front of handle provides excellent visibility of the area to be worked on.
	**51SASL**	0.42	12	Special stainless steel	Precision tweezers, curved 30°, relieved. Very pointed tips. Relieved shape at front of handle provides excellent visibility of the area to be worked on. Same as 51SA, but economy model.
	**5ASA**	0.42	12	Special stainless steel	Precision tweezers, lightly curved 15°, relieved. Very pointed tips, e.g. for installing small components.
	**5ASASL**	0.42	12	Special stainless steel	Precision tweezers, lightly curved 15°, relieved. Very pointed tips, e.g. for installing small components. Same as 5ASA, but economy model.

120 mm	Model	Weight oz.	Weight g	Material	Description
	**7SA**	0.53	15	Special stainless steel	Precision tweezers, curved, relieved, with pointed tips. Excellent handling in confined spaces.
	**7SASL**	0.53	15	Special stainless steel	Precision tweezers, curved, relieved, with pointed tips. Excellent handling in confined spaces. Same as 7SA, but economy model.

5.512 Inch / 140 mm	Model	Weight oz.	Weight g	Material	Description
	**65ASA**	0.39	11	Special stainless steel	Precision tweezers, curved 50°. Very pointed tips. For working with extra-small chips and other miniature components.

5.906 Inch / 150 mm	Model	Weight oz.	Weight g	Material	Description
	**24SA** 	0.78	22	Special stainless steel	Precision tweezers, curved 40°, with robust pointed tips. Serrated finger grips and inside-serrated tips for secure handling. Guide pin to avoid overlapping of tips. Ideally suitable for soldering and assembly jobs.
	**30SA**	0.92	26	Special stainless steel	Reverse-action tweezers, curved 30°, with robust pointed tips. Fibreglass handles for protection against heat. Reverse clamping action for comfortably holding parts. Particularly suitable for soldering and assembly jobs.

Precision tweezers: Flat round tips straight

- Suitable for all standard gripping applications and assembly jobs on printed-circuit boards, e.g. in the goldsmith and jewelry industries
- For all models with the suffix SA or SASL in the order number: Special stainless steel, nonmagnetic, non-rusting, acid-proof, heat-resistant



4.724 Inch / 120 mm	Model	Weight		Material	Description
		oz.	g		
	**2ASA**	0.53	15	Special stainless steel	Precision tweezers with flat rounded tips for gripping components. Tip width 2 mm/.078 Inch.
	**2ASASL**	0.53	15	Special stainless steel	Precision tweezers with flat rounded tips for gripping components. Tip width 2 mm/.078 Inch. Same as 2ASA, but economy model.
	**2ASASLT**	0.53	16	Special stainless steel	Precision tweezers with flat rounded tips for gripping components. Tip width 2 mm/.078 Inch. Same as 2ASA, but with Teflon®-coated tips for non-stick holding of self-adhesive parts.
	**2ASARU**	0.53	16	Special stainless steel	Precision tweezers with flat rounded tips for gripping components. Tip width 2 mm/.078 Inch. Same as 2ASA, but with coated tips for non-stick holding of self-adhesive parts.
	**52ASA** 	0.53	15	Special stainless steel	Precision tweezers with pointed, rounded and flexibly movable tips. Prevents damage to sensitive components.

Precision tweezers with ergonomic handles

- This series offers models with thin shaped tips to suit every application
- Ergonomically shaped handles reduce hand fatigue and facilitates comfortable working
- Thermally insulated, soft foam handles, ESD-safe
- For all models with the suffix SA in the order number: Special stainless steel, non-magnetic, non-rusting, acid-proof, heat-resistant

4.724 Inch / 120 mm	Model	Weight		Material	Description
		oz.	g		
	**E5SA**	0.88	25	Special stainless steel, soft foam handles	Ergonomic precision tweezers with straight, very pointed tips for gripping fine wires.
	**E3CSA**	0.88	25	Special stainless steel, soft foam handles	Ergonomic precision tweezers with long, straight and pointed tips, e.g. for assembly jobs on printed-circuit boards.
	**E00SA**	1.05	30	Special stainless steel, soft foam handles	Ergonomic precision tweezers with straight, strong tips for standard applications. Very robust.
	**E00DSA**	1.05	30	Special stainless steel, soft foam handles	Model same as E00SA, but with inside-serrated tips.
	**E7SA**	0.99	28	Special stainless steel, soft foam handles	Ergonomic precision tweezers with curved strong tips, e.g. for working in confined spaces.
	**E2ASA**	1.05	30	Special stainless steel, soft foam handles	Ergonomic precision tweezers with straight, flat and rounded tips for simple gripping jobs. Tip width 2 mm/.078 Inch.
	**E15AGW**	1.05	30	Carbon-steel, soft foam handles	Cutting tweezers, carbon-steel tips.

SMD tweezers

SMD tweezers – Angled tips

- Suitable for perfect handling of chips and miniature components
- Suitable for assembling SMD printed-circuit boards or ceramic substrates
- Bent shape facilitates optimum access to confined spaces and provides excellent visibility of the area to be worked on
- For all models with the suffix CA in the order number: Special stainless steel, non-magnetic, non-rusting, acid-proof, heat-resistant



4.528 Inch / 115 mm	Model	Weight		Material	Description
		oz.	g		
	**102ACA** 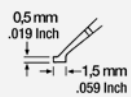	0.53	15	Special stainless steel	SMD tweezers, angled 45°, with pointed application.
	**102ACAX** 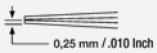	0.49	14	Special stainless steel	SMD tweezers, angled 45°, with pointed application. Model same as 102ACA, but reverse clamping action for easy holding.
	**103ACA** 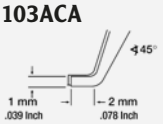	0.53	15	Special stainless steel	SMD tweezers, angled 45°, with slightly wider tips for vertical application.

SMD tweezers – Round tips straight

- Suitable for gripping and holding round components and wires
- Blunted edges prevent damage to printed-circuit boards
- For all models with the suffix SA in the order number: Special stainless steel, non-magnetic, non-rusting, acid-proof, heat-resistant

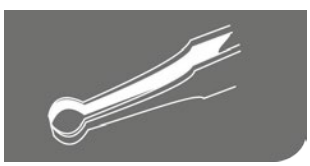

4.331 Inch/ 110 mm	Model	Weight		Material	Description
		oz.	g		
	**39SA**	0.53	15	Special stainless steel	SMD tweezers with round tips, dia. 0.3 mm/.011 Inch. Serrated finger grips for secure handling. For gripping small wires and cylindrical components.
	**40SA**	0.53	15	Special stainless steel	SMD tweezers with round tips, dia. 0.4 mm/.015 Inch. Serrated finger grips for secure handling. For gripping small wires and cylindrical components.

4.724 Inch / 120 mm	Model	Weight oz.	Weight g	Material	Description
	**150SAMF**	0.46	13	Stainless steel	SMD tweezers with round, very narrow tips, dia. 1.2 – 2.5 mm/ .047 – .098 Inch. Serrated finger grips for secure handling. For gripping cylindrical components, mini MELFs, etc.
	**150SAD** 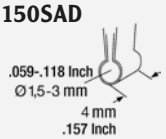	0.46	13	Stainless steel	SMD tweezers with round tips, dia. 1.5 – 3 mm/.059 –.118 Inch.Serrated finger grips for secure handling. For gripping cylindrical components, mini MELFs, etc.
	**150SA** 	0.46	13	Special stainless steel	SMD tweezers with round tips, dia. 1.5 – 3 mm/.059 –.118 Inch. Serrated finger grips for secure handling. For gripping cylindrical components.

SMD tweezers – Round tips bent

- Suitable for gripping fine wires and cylindrical components
- Blunted edges prevent damage to printed-circuit boards
- For all models with the suffix SA in the order number: Special stainless steel, non-magnetic, non-rusting, acid-proof, heat-resistant



4.528 Inch / 115 mm	Model	Weight oz.	Weight g	Material	Description
	**150SAMB**	0.60	17	Special stainless steel	SMD tweezers, angled 40°, with round tips, dia. 1.2 – 2.5 mm/ .047 – .098 Inch. Serrated finger grips for secure handling.

Locking gripping tweezers

- Gripping tweezers enable the user to hold and manipulate particularly fine wires with a diameter from 0.3 mm/.011 Inch or insulated optical fibres with a diameter of between 1.5 mm/.059 Inch and 5 mm/.197 Inch
- Suitable as a ligature clamp in dentistry
- Can be disinfected and sterilized

4.724 Inch / 120 mm	Model	Weight		Material	Description
		oz.	g		
	**940AS**	0.60	17	Special stainless steel	Gripping tweezers with locking mechanism. The ring-shaped tip provides for secure handling up to a tensile force of 5 kg.

Wafer tweezers

- Suitable for 3″ to 6″ wafers
- Serrated finger grips for secure handling
- Wafer tweezers are available to order in various sizes and coatings
- For all models with the suffix SA in the order number: Special stainless steel, non-magnetic, non-rusting, acid-proof, heat-resistant

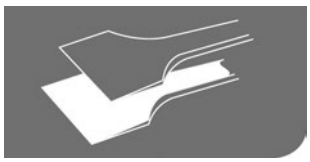

A = Paddle width
B = Paddle depth

4.921 Inch / 125 mm

	Model	Weight		A	B	Material	Description
		oz.	g	mm	mm		
	**91SA**	0.53	15	12	7	Special stainless steel	Standard wafer tweezers for 3″ and 4″ wafers.

5.118 Inch / 130 mm

	Model	Weight		A	B	Material	Description
		oz.	g	mm	mm		
	**608ASA**	0.81	23	30	8.5	Special stainless steel	Wafer tweezers with flat lower paddle and 6 upper fingers for protecting wafers against damage. For 6″ wafers. Model same as 600ASA, but 30 mm/1.181 Inch wide.
	**600ASA**	0.81	23	19.5	7	Special stainless steel	Wafer tweezers with flat lower paddle and 6 upper fingers for protecting wafers against damage. For 6″ wafers.

5.906 Inch / 150 mm

	Model	Weight		A	B	Material	Description
		oz.	g	mm	mm		
	**141SAP WAFER TWEEZERS 150MM**	1.06	30			Special-stain-less steel	Wafer tweezers with polyester tips for protecting Si, GaAs or Ti wafers against damage. For 4" - 6" wafers.

Cutting tweezers

- Suitable for cutting fine, soft wires and small components
- Delivers high-precision cuts
- Hardened cutting edges for long service life
- For all models with the suffix S in the order number: Stainless steel, robust tips, non-rusting, non-reflecting surface

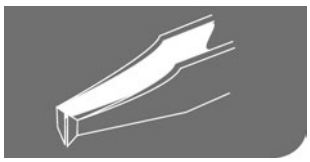

4.528 Inch / 115 mm

	Model	Weight		Material	Description
		oz.	g		
	**15AGW** 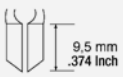	0.92	26	Stainless steel	Cutting tweezers with narrow oblique head. For soft wires up to dia. 0.25 mm/.010 Inch.
	**15AGS** 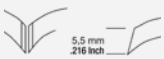	0.74	21	Stainless steel	Cutting tweezers with narrow oblique head. For soft wires up to dia. 0.25 mm/.010 Inch.

Stripping tweezers

- Suitable for stripping fine wires with PVC or Teflon® insulation
- Non-reflecting surface
- Please send a wire sample when ordering



4.724 Inch / 120 mm	Model	Weight		Material	Description
		oz.	g		
	**29Y30**	0.78	22	Stainless steel	Miniature stripping tweezers, dia. 0.25 mm/.010 Inch (AWG 30). Stainless steel. Serrated finger grips for secure handling.
	**29Y32**	0.78	22	Stainless steel	Miniature stripping tweezers, dia. 0.2 mm/.007 Inch (AWG 32). Stainless steel. Serrated finger grips for secure handling.

4.724 Inch / 120 mm	Model	Weight		Material	Description
		oz.	g		
	**29W30**	0.99	28	Stainless steel	Stripping tweezers with synthetic fibre handle. For wires of dia. 0.25 – 0.3 mm/.010 – .011 Inch (AWG 30 – 28). For standard and Teflon® insulation.
	XB29W301				Spare blade for 29W30

Extraction tweezers

- Suitable for extracting contacts from the rear of a plug connector

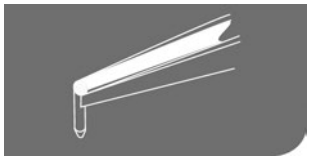

4.724 Inch / 120 mm

Model	Weight		Material	Description
	oz.	g		
024C	0.53	15	Stainless steel	Extraction tweezers for Sub-D connectors. Stainless steel. Outside Ø 12 mm/472 Inch (A) Inside Ø 7 mm/276 Inch (B)



Special tools

IC AND SMD TOOLS, FIBER-OPTIC TOOLS, VACUUM MICROMANIPULATOR





IC and SMD tools

IC and SMD tools with precise fine adjustment for inserting, extracting, straightening and cutting IC and SMD components



Fibre optic tools

High-precision tools for optical fibers for professional stripping, suitable for cutting Kevlar® silks, VectranTM-sheathed wires, etc.



Vacuum micromanipulator

Vacuum system for precise handling of tiny SMD components and silicon wafers, suitable for assembly and laboratory work

IC and SMD tools

Inserting and extracting 14-16 Pins



4.724 Inch / 120 mm

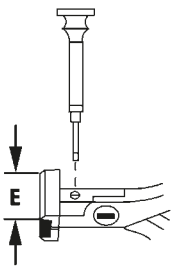



- IC and SMD tools for inserting, extracting, straightening and cutting IC and SMD components
- Non-reflecting surface
- ESD-safe
- One screwdriver included for fine adjustments.

Model		E		Width	
		Inch	mm	Inch	mm
505C	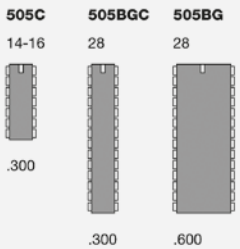	0.787	20	0.3	7.62
505BG		1.417	36	0.591	15

Pliers for straightening



5.118 Inch / 130 mm

4.232 / 120 g

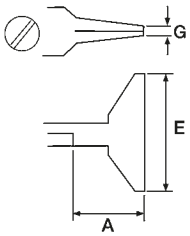

- IC and SMD tools for inserting, extracting, straightening and cutting IC and SMD components
- Non-reflecting surface
- ESD-safe
- Practical straightening tool, suitable for straightening contacts, DIL/IC connections.
- Up to 16 connections possible.

Model			A		E		G	
			Inch	mm	Inch	mm	Inch	mm
808G	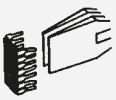		0.906	23	1.653	42	0.039	1

Tip cutter – straight short relieved head



4.331 Inch / 110 mm

1.693 oz. / 48 g

- Suitable for cutting SMD and micro-package contacts.
- High-precision tip cutter

- For connections of SMD micro-packages up to 0.25 mm / .010 inch, also for pitches smaller than 1/20".
- For µ pitches below 0.5 mm / .019 inch, you will need the 670EPF

Model	Cut	B		B		C		D	
		Inch	mm	Inch	mm	Inch	mm	Inch	mm
670EP	 Flush	0.354	9	0.354	9	0.236	6	0.709	18

Tip cutter – angled narrow head



4.528 Inch / 115 mm

2.399 oz. / 68 g

- High precision tip cutter, bent.
- Practical rework tool.
- For cutting DIL contacts directly on the component.
- Ideal for densely printed baords.
- Non-reflecting surface
- ESD-safe
- One screwdriver included for fine adjustments.

Model	Cut	B		B		C		D	
		Inch	mm	Inch	mm	Inch	mm	Inch	mm
593AE	Flush	0.157	4	0.433	11	0.256	6.5	1.024	26

3900KC

Kit for SMD work

Order No. 3900KC

- For SMD assembly and repair applications.
- 6-piece tool kit with monitored discharging ESD handles.
- Special tool steel, non-reflecting surface, resharpenable (cutter).
- High-quality precision tweezers, non-magnetic.
- In an ESD-safe plastic case.



Scope of supply	Model	Description
	102ACA	SMD tweezers, angled 45°, with pointed application.
	103ACA	SMD tweezers, angled 45°, with slightly wider tips for vertical application.
	150SAMB	SMD tweezers, angled 40°, with round tips, dia. 1.2 – 2.5 mm/ .047 – .098 Inch. Serrated finger grips for secure handling.
	150SAMF	SMD tweezers with round, very narrow tips, dia. 1.2 – 2.5 mm/ .047 – .098 Inch. Serrated finger grips for secure handling. For gripping cylindrical components, mini MELFs, etc.
	51SA	Precision tweezers, curved 30°, relieved. Very pointed tips. Relieved shape at front of handle provides excellent visibility of the area to be worked on.
	670EP	Tip cutter – straight short relieved head

High-precision tools for optical fibers

Side stripping 0.06 mm – 0.6 mm .002 Inch – .023 Inch (AWG 42 – 24)



4.724 Inch / 120 mm

2.82 / 80 g

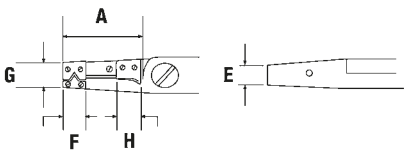

A = Jaw length
E = Width of tips
F = Depth of interchangeable blade
G = Total height of both tips
H = Length of cutting blade

- Robust, high-precision tools for use in electronics and aeronautical engineering
- The required diameter is set by means of screws
- Screwdriver and key are included
- Interchangeable blades
- ESD-safe
- Unique precision for damage-free stripping of fine wires.
- Suitable for all types of insulation, Teflon®, Tefzel and optical fibres.
- Unlimited stripping length thanks to side stripping
- Suitable for simple and precise stripping of optical fibres
- Non-reflecting surface

Model	A		E		F		G		H		Wire diameter	
	Inch	mm	Inch	mm	Inch	mm	Inch	mm	Inch	mm	Inch	mm
552S	0.82	21	0.26	6.5	0.264	6.7	0.43	11	0.354	9	0,002 - 0,024	0,06 - 0,6

Special applications: Kevlar® silks



4.528 Inch / 115 mm

2.36 oz. / 67 g

- Side cutter, suitable for cutting Kevlar® silks.
- Side cutter, suitable for cutting Kevlar® silks, VectranTM-sheathed wires, optical fibres and small stainless wires.

Model	Cut	B		B		C		D	
		Inch	mm	Inch	mm	Inch	mm	Inch	mm
599F0		0.472	12	0.433	11	0.256	6.5	0.748	19

Special applications: Special tool steel



4.528 Inch / 115 mm

2.36 oz. / 67 g

- Side cutter for cutting Kevlar® silks, Vectran™-sheated wires, optical fibres and small stainless wires.
- Side cutter with cutting edges made from tungsten carbide.

Model	Cut	B		B		C		D	
		Inch	mm	Inch	mm	Inch	mm	Inch	mm
599TF0	Semi Flush	0.472	12	0.413	10.5	0.256	6.5	0.748	19

Vacuum micromanipulator

Handle for vacuum micromanipulator



5.512 Inch / 140 mm

1.235 oz. / 35 g

- Ergonomic handle with axial switch, serrated finger grip for secure handling. Ergonomic shape reduces hand and wrist fatigue.
- Easy picking up of components or silicone wafers
- Immediate set-down/release of parts
- Full 360° rotating system
- Direct axial switch for vacuum
- ESD-safe
- Professional vacuum system for precise handling of tiny SMD components and silicon wafers
- Suitable for assembly and laboratory work

Model	Diameter	
	Inch	mm
3000ESD	0.394	10

Insert for 3000ESD housing - Adapters

Vacuum micromanipulator

Model		Length		Weight		Description
		Inch	mm	oz.	g	
3200		0.984	25	0.529	15	Stainless-steel adapter, rotable through 360°, straight suction tip for direct working or as an adapter for suction tips or suction cups
3232	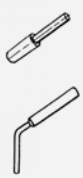	0.023	15	0.106	3	Adapter fix, for direct working or as an adapter for suction tips 20442/20412 or suction cup 2052E.

Polyethylene suction tip. For working with 3200 or 3232 adapter.

Model		Outside Ø		Inside Ø		Description
		Inch	mm	Inch	mm	
2044Z		0.051	1.3	0.035	0.9	Polyethylene suction tip. For working with 3200 or 3232 adapter.

Stainless-steel suction needle, bent 45°, for working with 3200 or 3232 adapter.

Model		Outside Ø		Inside Ø		Description
		Inch	mm	Inch	mm	
3303		0.012	0.30	0.005	0.16	Stainless-steel suction needle, bent 45°, for working with 3200 or 3232 adapter.
3310Z		0.039	1.0	0.026	0.65	Stainless-steel suction needle, bent 45°, for working with 3200 or 3232 adapter.

Silicone suction cup, for working with 3200 or 3232 adapter.

Model		Diameter		Description
		Inch	mm	
2052E		0.177	4.5	Silicone suction cup, for working with 3200 or 3232 adapter.

Accessories

Order No.	Description
3008ESD	Tubing system flexible, ESD safe

Kits

SWISS HIGH PRECISION TOOLS IN A KIT

LARGE SELECTION
of tool kits with high-quality precision tools

OPTIMUM COMBINATION
of suitable precision tools for many applications, e.g. in microelectronics, medicine or biology



ESD-SAFE PLASTIC CASE
with padded foam inlay

3600KU

Erem Toolset Universal

Order No. 3600KU

- For use in electronics assembly, the watchmaking industry, medicine or dentistry.
- 11-piece tool kit with monitored discharging ESD handles.
- Special tool steel, non-reflecting surface, resharpenable (cutter).
- High-quality precision tweezers, non-magnetic, for assembly work in electronics and light engineering.
- Precision screwdriver with hardened, durable tips, for precision working in confined areas.
- In an ESD-safe plastic case.



Scope of supply	Model	Description
	2412E	Side cutter – oval head
	2442P	Flat nose pliers with smooth jaws and precision-machined edges.
	2ASASL	Precision tweezers with flat rounded tips for gripping components. Tip width 2 mm/.078 Inch. Same as 2ASA, but economy model.
	622NB	Tip cutter – pointed relieved head
	AASA	Precision tweezers with fine but robust tips for standard applications.
	SCREWDRIVER SET,6PC,PRECISION,ESD SAFE	Precision-Screwdriver Set, 6 parts (4 screwdriver: 1, 5x60mm/.059x2.362 inch, 2, 0x60mm/.078x2.362 inch, 2.5x60mm/.098x2.362 inch, 3, 0x60mm/.118x2.362 inch, 2 Philipps Nro. 0 and No. 00)

3900KC

Kit for SMD work

Order No. 3900KC

- For SMD assembly and repair applications.
- 6-piece tool kit with monitored discharging ESD handles.
- Special tool steel, non-reflecting surface, resharpenable (cutter).
- High-quality precision tweezers, non-magnetic.
- In an ESD-safe plastic case.



Scope of supply	Model	Description
	102ACA	SMD tweezers, angled 45°, with pointed application.
	103ACA	SMD tweezers, angled 45°, with slightly wider tips for vertical application.
	150SAMB	SMD tweezers, angled 40°, with round tips, dia. 1.2 – 2.5 mm/ .047 – .098 Inch. Serrated finger grips for secure handling.
	150SAMF	SMD tweezers with round, very narrow tips, dia. 1.2 – 2.5 mm/ .047 – .098 Inch. Serrated finger grips for secure handling. For gripping cylindrical components, mini MELFs, etc.
	51SA	Precision tweezers, curved 30°, relieved. Very pointed tips. Relieved shape at front of handle provides excellent visibility of the area to be worked on.
	670EP	Tip cutter – straight short relieved head

2400KMS

Erem 2400 MagicSense

Order No. 2400KMS

- For use in electronics, PCB assembly, wire and connection handling.
- 3-piece tool kit.
- MagicSense moulded handle with soft touch for increased comfort and grip.
- Induction-hardened cutting edges in Rockwell hardness 64-65 HRc, high grade of hardness for exceptionally lomng life.
- High grad tool steel, non-reflecting surface, ESD-safe, resharpenable
- In an ESD-safe plastic case.



Scope of supply	Model	Description
	2411P	Needle nose pliers with very precise, smooth and rounded jaws.
	2412E	Side cutter – oval head
	2482E	Tip cutter - angled narrow head. Suitable for working on printed-circuit boards, component connections, can be used in both 90° and 180° applications

3300TPS

Erem Tweezers Prime Selection

Order No. 3300TPS

- High-quality precision tweezers for use in microelectronics, light engineering, laboratory work, biology and medicine.
- 3-piece tweezer kit.
- Special stainless steel, non-magnetic, non-rusting, acid-proof.
- In an ESD-safe plastic case.



Scope of supply	Model	Description
	2ASA	Precision tweezers with flat rounded tips for gripping components. Tip width 2 mm/.078 Inch.
	3SA	Precision tweezers with pointed tips for work in microelectronics.
	7SA	Precision tweezers, curved, relieved, with pointed tips. Excellent handling in confined spaces.

3400TSMDU

Erem SMD Tweezers - Universal

Order No. 3400TSMDU

- High-quality precision tweezers for SMD work with assorted shapes of chip, SOT, MELFs, mini MELFs, flatpacks.
- 4-piece tweezer kit.
- Blunted edges prevent PCB damage.
- Special stainless steel, non-magnetic, non-rusting, acid-proof.
- In an ESD-safe plastic case.



Scope of supply	Model	Description
	102ACAX	SMD tweezers, angled 45°, with pointed application. Model same as 102ACA, but reverse clamping action for easy holding.
	103ACA	SMD tweezers, angled 45°, with slightly wider tips for vertical application.
	150SAMF	SMD tweezers with round, very narrow tips, dia. 1.2 – 2.5 mm/ .047 – .098 Inch. Serrated finger grips for secure handling. For gripping cylindrical components, mini MELFs, etc.
	7SA	Precision tweezers, curved, relieved, with pointed tips. Excellent handling in confined spaces.

3500TP

Erem Premium Tweezers

Order No. 3500TP

- High-quality precision tweezers for microelectronics, light engineering and SMD work.
- 5-piece tweezer kit.
- Blunted edges prevent PCB damage.
- Special stainless steel, non-magnetic, non-rusting, acid-proof.
- In an ESD-safe plastic case.



Scope of supply	Model	Description
	102ACA	SMD tweezers, angled 45°, with pointed application.
	15AGW	Cutting tweezers with narrow oblique head. For soft wires up to dia. 0.25 mm/.010 Inch.
	2ASA	Precision tweezers with flat rounded tips for gripping components. Tip width 2 mm/.078 Inch.
	3SA	Precision tweezers with pointed tips for work in microelectronics.
	7SA	Precision tweezers, curved, relieved, with pointed tips. Excellent handling in confined spaces.



Originating from a tiny metalworking company in 1921, the Xcelite® brand of precision hand tools has been a favorite of service technicians for over 75 years. It is now known throughout the electronics industry for its full line of high-quality precision screwdrivers, nutdrivers, pliers, cutters, interchangeable-blade sets, specialized tools and kits.

Knives and blades	334
Shear cutters and pliers	335
Screwdriver and nutdriver sets	336
Service kits and sets	340
Tool cases	346

Tools

333 - 349

Knives and blades

Knives

	Order no.	Description	Size	
			Inch	mm
	**XN100**	Knife, Light duty for soft material	5 13/16	148
	**XN200**	Knife, Medium duty for hard material	5 3/4	146
	**XN210**	Knive, Heavy duty plastic handle for coars jobs	5 7/16	137
	**XNS100**	Light and medium duty knife set. Contains 10 assorted blades: XN100, XN200, XNB103 (2 pcs.), XNB105 (2 pcs.), XNB101, XNB203, XNB205 (2 pcs.), XNB201		

Blades for XN100

	Order No.	Description	Pack quantity
	**XNB101**	Blade, Standard	5
	**XNB103**	Blade, Fine pointed	5
	**XNB103B**	Blade, Fine pointed	100
	**XNB105**	Blade, Stencil	5

Blades for XN200 and XN210

	Order No.	Description	Pack quantity
	**XNB201**	Blade, Chisel	5
	**XNB203**	Blade, General purpose	5
	**XNB205**	Blade, Pointed	5

Shear cutters and pliers

Shear cutter - general purpose



Order no.	Description	Size	
		Inch	mm
170M	Shearcutter, red handles, 127 mm (5 inch)	5	127
175M	Shearcutter with safety clips, red handles	5	127

Sheet metal Snip



Order no.	Description	Size	
		Inch	mm
86NCG	Snip, electronic	6.5	165

Wire Stripper & Cutters

- Adjustable for different wire strengths



Order no.	Description	Size	
		Inch	mm
100XV	Wire Stripper & Cutter, adjustable	5	127
101SNV	Wire Stripper & Cutter, spring-opening	5	127

Screwdriver and nutdriver sets

M60

Mini Screwdriver Set with Slotted/ Phillips Screwdrivers (7 pcs.)

Order No. M60



RATCHET MIDGET 5PCE KIT XL75V

Offset Ratches Screwdriver Set

Order No. XL75V



PS88

Hex Socket Screwdriver Set - Inch Size

Order No. PS88



Scope of Supply	Order no.	Description	Length		Colour
			Inch	mm	
	P0	Screwdriver, Midget, Philipps No. 0	3.504	89	blue
	P1	Screwdriver, Midget, Philipps No. 1	3.504	89	brown
	P141	Screwdriver, Midget, 1/8" (3,18 mm)	3.504	89	amber
	P181	Screwdriver, Midget, 1/8" (3,18 mm)	3.504	89	red
	P2	Screwdriver, Midget, Philipps No. 2	3.504	89	amber
	P3161	Screwdriver, Midget, 3/16" (4,76 mm)	3.504	89	orange
	P3321	Screwdriver, Midget, 3/32" (2,38 mm)	3.504	89	green
	P5321	Screwdriver, Midget, 5/32" (3,97 mm)	3.504	89	black
	TA2	Torque amplifier handle			

PS89

Hex Socket Set – Inch Size

Order No. PS89



Scope of Supply	Order no.	Description	Length	
			Inch	mm
	P18	Screwdriver, Midget, Hex, 0,028" (0,71 mm)	3.504	89
	P19	Screwdriver, Midget, Hex, 0,035" (0,89 mm)	3.504	89
	P20	Screwdriver, Midget, Hex, 0,050" (1,27 mm)	3.504	89
	P21	Screwdriver, Midget, Hex, 1/16" (1,59 mm)	3.504	89
	P22	Screwdriver, Midget, Hex, 5/64" (1,98 mm)	3.504	89
	P23	Screwdriver, Midget, Hex, 3/32" (2,38 mm)	3.504	89
	P24	Screwdriver, Midget, Hex, 1/8" (3,18 mm)	3.504	89
	P764	Screwdriver, Midget, Hex, 7/64" (2,78 mm)	3.504	89
	TA2	Torque amplifier handle		

PS90MM

Hex Socket Set – Metric Size

Order No. PS90MM



Scope of Supply	Order no.	Description	Length	
			Inch	mm
	P71	Screwdriver, Midget, Hex, 1,27 mm	3.504	89
	P72	Screwdriver, Midget, Hex, 1,5 mm	3.504	89
	P73	Screwdriver, Midget, Hex, 0,89 mm	3.504	89
	P74	Screwdriver, Midget, Hex, 2,5 mm	3.504	89
	P75	Screwdriver, Midget, Hex, 3 mm	3.504	89
	P76	Screwdriver, Midget, Hex, 4 mm	3.504	89
	P77	Screwdriver, Midget, Hex, 5 mm	3.504	89
	P78	Screwdriver, Midget, Hex, 0,89 mm	3.504	89
	TA2	Torque amplifier handle		

PS120

Nutdriver Set – Inch Size

Order No. PS120



Scope of Supply	Order no.	Description	Length		Colour
			Inch	mm	
	P10	Nutdriver, Midget, 5/16" (7,94 mm)	3.504	89	amber
	P11	Nutdriver, Midget, 11/32" (8,73 mm)	3.504	89	Green
	P12	Nutdriver, Midget, 3/8" (9,53 mm)	3.504	89	blue
	P3	Nutdriver, Midget, 3/32" (2,38 mm)	3.504	89	green
	P3321	Screwdriver, Midget, 3/32" (2,38 mm)	3.504	89	green
	P4	Nutdriver, Midget, 1/18" (3,18 mm)	3.504	89	red
	P5	Nutdriver, Midget, 5/32" (3,97 mm)	3.504	89	amber
	P6	Nutdriver, Midget, 3/16" (4,76 mm)	3.504	89	black
	P7	Nutdriver, Midget, 7/32" (5,56 mm)	3.504	89	brown
	P8	Nutdriver, Midget, 1/4" (6,35 mm)	3.504	89	red
	P9	Nutdriver, Midget, 9/32" (7,14 mm)	3.504	89	orange
	TA2	Torque amplifier handle			

PS121MM

Nutdriver Set – Metric Size

Order No. PS121MM



Scope of Supply	Order no.	Description	Length	
			Inch	mm
	P10MM	Nutdriver, Midget, 10 mm (0,394")	3.504	89
	P35MM	Nutdriver, Midget, 3,5 mm (0,138")	3.504	89
	P3MM	Nutdriver, Midget, 3 mm (0,118")	3.504	89
	P45MM	Nutdriver, Midget, 4,5 mm (0,177")	3.504	89
	P4MM	Nutdriver, Midget, 4 mm (0,157")	3.504	89
	P55MM	Nutdriver, Midget, 5,5 mm (0,217")	3.504	89
	P5MM	Nutdriver, Midget, 5 mm (0,197")	3.504	89
	P6MM	Nutdriver, Midget, 6 mm (0,236")	3.504	89
	P7MM	Nutdriver, Midget, 7 mm (0,276")	3.504	89
	P8MM	Nutdriver, Midget, 8 mm (0,315")	3.504	89
	TA2	Torque amplifier handle		

Service kits and sets

99MP

Multi-purpose Tool Kit

Order No. 99MP



Scope of Supply	Order No.	Description
	9912	Blade, Nutdriver, 3/8"
	9914	Blade, Nutdriver, 7/16"
	9916	Blade, Nutdriver, 1/2"
	991X	Ratching Handle
	9920	Blade, Screwdriver, Allen Hex Type, 0,050"
	9921	Blade, Screwdriver, Allen Hex Type, 1/16"
	9922	Blade, Screwdriver, Allen Hex Type, 5/64"
	9923	Blade, Screwdriver, Allen Hex Type, 3/32"
	9924	Blade, Screwdriver, Allen Hex Type, 1/8"
	9925	Blade, Screwdriver, Allen Hex Type, 5/32"
	9926	Blade, Screwdriver, Allen Hex Type, 3/16"
	994	T-Handle, black
	996	Blade, Nutdriver, 3/16"
	9961	Blade, Bristol 6-flute Multiple Spline, 0,048"
	997	Blade, Nutdriver, 7/32"
	99764	Blade, Screwdriver, Allen Hex Type, 7/64"
	998	Blade, Nutdriver, 1/4"
	99820	Blade, Screwdriver, Phillips No. 0
	99821	Blade, Screwdriver, Phillips No. 1
	99822	Blade, Screwdriver, Phillips No. 2
	998M	Blade, Nutdriver, magnetic, 1/4"
	99X5	Extension 4"
	T9910	Blade, Nutdriver, 5/16"
	T9911	Blade, Nutdriver, 11/32"
	T999	Blade, Nutdriver, 9/32"
	T99964	Blade, Screwdriver, Allen Hex Type, 9/64"

99SPC

Personal Computer Repair Kit

Order No. 99SPC



Scope of Supply	Order No.	Description
	9910XTD	Torx Blade No. 10
	9915XTD	Torx Blade No. 15
	991X	Ratching Handle
	996	Blade, Nutdriver, 3/16"
	998	Blade, Nutdriver, 1/4"
	99811	Blade, Screwdriver, Slotted, 3/16"
	99820	Blade, Screwdriver, Phillips No. 0
	99821	Blade, Screwdriver, Phillips No. 1
	E1	IC-Inserter
	R1	Gripping Tool
	T1	Tweezer
	X1	IC-Extractor

99PS40

Allen Hex Set – Inch Size

Order No. 99PS40



Scope of Supply	Order No.	Description
	991X	Ratching Handle
	9920	Blade, Screwdriver, Allen Hex Type, 0,050"
	9921	Blade, Screwdriver, Allen Hex Type, 1/16"
	9922	Blade, Screwdriver, Allen Hex Type, 5/64"
	9923	Blade, Screwdriver, Allen Hex Type, 3/32"
	9924	Blade, Screwdriver, Allen Hex Type, 1/8"
	9925	Blade, Screwdriver, Allen Hex Type, 5/32"
	9926	Blade, Screwdriver, Allen Hex Type, 3/16"
	99764	Blade, Screwdriver, Allen Hex Type, 7/64"
	99X5	Extension 4"
	T99964	Blade, Screwdriver, Allen Hex Type, 9/64"

99PS41MM

Allen Hex Set – Metric Size

Order No. 99PS41MM



Scope of Supply	Order No.	Description
	991X	Ratching Handle
	9971MM	Blade, Screwdriver, Allen Hex, 1,27 mm
	9972MM	Blade, Screwdriver, Allen Hex, 1,5 mm
	9973MM	Blade, Screwdriver, Allen Hex, 2 mm
	9974MM	Blade, Screwdriver, Allen Hex, 2,5 mm
	9975MM	Blade, Screwdriver, Allen Hex, 3 mm
	9976MM	Blade, Screwdriver, Allen Hex, 4 mm
	9977MM	Blade, Screwdriver, Allen Hex, 5 mm
	99X5	Extension 4"

99PS40BP

Ballpoint Screwdriver Set – Inch Size

Order No. 99PS40BP



Scope of Supply	Order No.	Description
	991X	Ratching Handle
	9920BP	Blade, Screwdriver, Allen Hex Type, Ballpoint, 0,050"
	9921BP	Blade, Screwdriver, Allen Hex Type, Ballpoint, 1/16"
	9922BP	Blade, Screwdriver, Allen Hex Type, Ballpoint, 5/64"
	9923BP	Blade, Screwdriver, Allen Hex Type, Ballpoint, 3/32"
	9924BP	Blade, Screwdriver, Allen Hex Type, Ballpoint, 1/8"
	9925BP	Blade, Screwdriver, Allen Hex Type, Ballpoint, 5/32"
	9926BP	Blade, Screwdriver, Allen Hex Type, Ballpoint, 3/16"
	99764BP	Blade, Screwdriver, Allen Hex Type, Ballpoint, 7/64"
	99964BP	Blade, Screwdriver, Allen Hex Type, Ballpoint, 9/64"
	99X5	Extension 4"

99PS41MMBP

Ballpoint Screwdriver Set Metric Size

Order No. 99PS41MMBP



Scope of Supply	Order No.	Description
	991X	Ratching Handle
	9971MMBP	Blade, Screwdriver, Allen Hex Type, Ballpoint, 1,27 mm
	9972MMBP	Blade, Screwdriver, Allen Hex Type, Ballpoint, 1,5 mm
	9973MMBP	Blade, Screwdriver, Allen Hex Type, Ballpoint, 2 mm
	9974MMBP	Blade, Screwdriver, Allen Hex Type, Ballpoint, 2,5 mm
	9975MMBP	Blade, Screwdriver, Allen Hex Type, Ballpoint, 3 mm
	9976MMBP	Blade, Screwdriver, Allen Hex Type, Ballpoint, 4 mm
	9977MMBP	Blade, Screwdriver, Allen Hex Type, Ballpoint, 5 mm
	99X5	Extension 4"

99PS50

Screwdriver & Nutdriver Set

Order No. 99PS50



Scope of Supply	Order No.	Description
	9912	Blade, Nutdriver, 3/8"
	991X	Ratching Handle
	99250	Blade, Screwdriver, Slotted, 1/4"
	996	Blade, Nutdriver, 3/16"
	997	Blade, Nutdriver, 7/32"
	998	Blade, Nutdriver, 1/4"
	99811	Blade, Screwdriver, Slotted, 3/16"
	99821	Blade, Screwdriver, Phillips No. 1
	99822	Blade, Screwdriver, Phillips No. 2
	99X5	Extension 4"
	T9910	Blade, Nutdriver, 5/16"
	T9911	Blade, Nutdriver, 11/32"
	T999	Blade, Nutdriver, 9/32"

99PS51MM

Nutdriver Set – Metric Size

Order No. 99PS51MM



Scope of Supply	Order No.	Description
	9910MM	Blade, Nutdriver, 10 mm
	9911MM	Blade, Nutdriver, 11 mm
	991X	Ratching Handle
	9945MM	Blade, Nutdriver, 4,5 mm
	994MM	Blade, Nutdriver, 4 mm
	9955MM	Blade, Nutdriver, 5,5 mm
	995MM	Blade, Nutdriver, 5 mm
	996MM	Blade, Nutdriver, 6 mm
	997MM	Blade, Nutdriver, 7 mm
	998MM	Blade, Nutdriver, 8 mm
	999MM	Blade, Nutdriver, 9 mm
	99X5	Extension 4"

99PS60

Bristol Multiple Spline Socket Screwdriver Set

Order No. 99PS60



Scope of Supply	Order No.	Description
	991X	Ratching Handle
	9961	Blade, Bristol 6-flute Multiple Spline, 0,048"
	9962	Blade, Bristol 6-flute Multiple Spline, 0,060"
	9963	Blade, Bristol 4-flute Multiple Spline, 0,069"
	9964	Blade, Bristol 6-flute Multiple Spline, 0,072"
	9965	Blade, Bristol 4-flute Multiple Spline, 0,076"
	9966	Blade, Bristol 6-flute Multiple Spline, 0,096"
	9967	Blade, Bristol 6-flute Multiple Spline, 0,111"
	9968	Blade, Bristol 6-flute Multiple Spline, 0,145"
	9969	Blade, Bristol 6-flute Multiple Spline, 0,183"
	99X5	Extension 4"

99XTD7

Torx Screwdriver Tool Set

Order No. 99XTD7



Scope of Supply	Order No.	Description
	9910XTD	Torx Blade No. 10
	9915XTD	Torx Blade No. 15
	991X	Ratching Handle
	9920XTD	Torx Blade No. 20
	9925XTD	Torx Blade No. 25
	9927XTD	Torx Blade No. 27
	9930XTD	Torx Blade No. 30

Sigle Tools for Service Kits and Sets

Order No.	Description
99831	Screwdriver, Pozidriv No. 1
99832	Screwdriver, Pozidriv No. 2
996XTD	Torx Blade No. 6
998XTD	Torx Blade No. 8

Tool cases

TCE150ST

Tool Case with Tools – Metric Size

Order No. T004 41 300 00N



Scope of Supply

Order No.	Description
103S	Wire Stripper & Cutter, Cam Stop Adjustable
170M	Shearcutter, red handles, 127 mm (5 inch)
2211P	Needle Nose Pliers
542E	Flat nose pliers with smooth jaws and precisi-on-machined edges.
543E	Round nose pliers with very precise, smooth jaws.
612N	Side cutter – oval head
812N	Side cutter - oval head
86CG	Sheet metal Snip
991X	Ratching Handle
99250	Blade, Screwdriver, Slotted, 1/4"
99312	Blade, Screwdriver, Slotted, 5/16"
9938	Reamer 1/8" x 3/8"
9945MM	Blade, Nutdriver, 4,5 mm
994MM	Blade, Nutdriver, 4 mm
994R	T-Ratching Handle
9955MM	Blade, Nutdriver, 5,5 mm
995MM	Blade, Nutdriver, 5 mm
996MM	Blade, Nutdriver, 6 mm
9971MM	Blade, Screwdriver, Allen Hex, 1,27 mm
9972MM	Blade, Screwdriver, Allen Hex, 1,5 mm
9973MM	Blade, Screwdriver, Allen Hex, 2 mm
9974MM	Blade, Screwdriver, Allen Hex, 2,5 mm

Order No.	Description
9975MM	Blade, Screwdriver, Allen Hex, 3 mm
9976MM	Blade, Screwdriver, Allen Hex, 4 mm
9977MM	Blade, Screwdriver, Allen Hex, 5 mm
997MM	Blade, Nutdriver, 7 mm
99811	Blade, Screwdriver, Slotted, 3/16"
99820	Blade, Screwdriver, Phillips No. 0
99821	Blade, Screwdriver, Phillips No. 1
99822	Blade, Screwdriver, Phillips No. 2
998MM	Blade, Nutdriver, 8 mm
999MM	Blade, Nutdriver, 9 mm
99X5	Extension 4"
AC16C	Wrench, 150 mm
EROP330	Tip cutter, flush cut, burnished, ESD safe, max. Cu 1,0 mm, 130 mm, 84 g
SX101	Phillips Screwdriver, Stubby No. 1
SX102	Phillips Screwdriver, Stubby No. 2
T001 61 004 02	Hand File Cut 2, 100 mm
T005 13 041 99	DS7N Desoldering head for W 61
T005 40 025 99	Solder with a resin-core, 100 g, Ø 1,5 mm
T005 61 036 99N	Line voltage soldering Iron 60 W
T006 04 035 04	Y35CM Ultralock, Measuring Tape 5 m
XL75V	Offset Ratches Screwdriver Set
XST101	Phillips Screwdriver, Super-tru-tip No. 1

TCMB100ST

Tool Case with Tools – Inch Size

Order No. TCMB100 ST



Scope of Supply	Order No.	Description
	103S	Wire Stripper & Cutter, Cam Stop Adjustable
	42H	Seizer, Straight Nose, Serrated jaw
	46CG	Wrench, adjustable, 6"
	50CG	Plier, adjustable, 6"
	51CG	Plier, Long Nose, 7"
	53CG	Plier, adjustable, 4"
	54CG	Plier, diagonal, 4"
	57CG	Plier, Needle Nose, 16"
	59CG	Plier, Special Purpose, 8"
	600	4-way Pocket Tool Screwdriver/Nutdriver
	66CG	Plier, diagonal, 6"
	86CG	Sheet metal Snip
	9910M	Blade, Nutdriver, 5/16", magnetic
	99125	Blade, Screwdriver, Slotted, 1/8"
	991R	Ratching Handle
	991X	Ratching Handle
	9920	Blade, Screwdriver, Allen Hex Type, 0,050"
	9921	Blade, Screwdriver, Allen Hex Type, 1/16"
	9922	Blade, Screwdriver, Allen Hex Type, 5/64"
	9923	Blade, Screwdriver, Allen Hex Type, 3/32"
	9924	Blade, Screwdriver, Allen Hex Type, 1/8"
	9925	Blade, Screwdriver, Allen Hex Type, 5/32"
	99250	Blade, Screwdriver, Slotted, 1/4"
	9926	Blade, Screwdriver, Allen Hex Type, 3/16"
	99312	Blade, Screwdriver, Slotted, 5/16"
	9938	Reamer 1/8" x 3/8"
	994R	T-Ratching Handle
	9961	Blade, Bristol 6-flute Multiple Spline, 0,048"
	9962	Blade, Bristol 6-flute Multiple Spline, 0,060"
	9963	Blade, Bristol 4-flute Multiple Spline, 0,069"
	9964	Blade, Bristol 6-flute Multiple Spline, 0,072"
	9965	Blade, Bristol 4-flute Multiple Spline, 0,076"
	9966	Blade, Bristol 6-flute Multiple Spline, 0,096"
	9967	Blade, Bristol 6-flute Multiple Spline, 0,111"
	9968	Blade, Bristol 6-flute Multiple Spline, 0,145"
	9969	Blade, Bristol 6-flute Multiple Spline, 0,183"
	99764	Blade, Screwdriver, Allen Hex Type, 7/64"
	99811	Blade, Screwdriver, Slotted, 3/16"

Order No.	Description
99820	Blade, Screwdriver, Phillips No. 0
99821	Blade, Screwdriver, Phillips No. 1
99822	Blade, Screwdriver, Phillips No. 2
998M	Blade, Nutdriver, magnetic, 1/4"
99X10	Extension 7"
99X5	Extension 4"
HS10	Nutdriver, Hollow, 5/16"
HS11	Nutdriver, Hollow, 11/32"
HS12	Nutdriver, Hollow, 3/8"
HS14	Nutdriver, Hollow, 7/16"
HS16	Nutdriver, Hollow, 1/2"
HS18	Nutdriver, Hollow, 9/16"
HS6	Nutdriver, Hollow, 3/16"
HS8	Nutdriver, Hollow, 1/4"
K22	Electricians` knife
M60	Mini Screwdriver Set with Slotted/Phillips Screwdrivers (7 pcs.)
P18	Screwdriver, Midget, Hex, 0,028" (0,71 mm)
P19	Screwdriver, Midget, Hex, 0,035" (0,89 mm)
PS120	Nutdriver Set – Inch Size consists of: P3 Nutdriver, Midget, 3/32" (2,38 mm), Length: 89 mm (3 1/2 inch), blue P4 Nutdriver, Midget, 1/18" (3,18 mm), Length: 89 mm (3 1/2 inch), red P5 Nutdriver, Midget, 5/32" (3,97 mm), Length: 89 mm (3 1/2 inch), amber P6 Nutdriver, Midget, 3/16" (4,76 mm), Length: 89 mm (3 1/2 inch), black P7 Nutdriver, Midget, 7/32" (5,56 mm), Length: 89 mm (3 1/2 inch), brown P8 Nutdriver, Midget, 1/4" (6,35 mm), Length: 89 mm (3 1/2 inch), red P9 Nutdriver, Midget, 9/32" (7,14 mm), Length: 89 mm (3 1/2 inch), orange P10 Nutdriver, Midget, 5/16" (7,94 mm), Length: 89 mm (3 1/2 inch), amber P11 Nutdriver, Midget, 11/32" (8,73 mm), Length: 89 mm (3 1/2 inch), green P12 Nutdriver, Midget, 3/8" (9,53 mm), Length: 89 mm (3 1/2 inch), blue TA2 Torque amplifier handle, black
R144	Screwdriver, Round Blade, Regular, 1/4" x 4"
R146	Screwdriver, Round Blade, Regular, 1/4" x 6"
R181	Screwdriver, Round Blade, Pocket Clip Style, 1/8" x 2"
R184	Screwdriver, Round Blade, Regular, 1/8" x 2"
R3164	Screwdriver, Round Blade, Regular, 3/16" x 4"
R3166	Screwdriver, Round Blade, Regular, 3/16" x 6"
R3323	Screwdriver, Round Blade, Pocket Clip Style, 3/32" x 3"
R5325	Screwdriver, Round Blade, Regular, 5/32"
S3161	Screwdriver, Square Blade, Stubby, 3/8"
S388	Screwdriver, Square Blade, Regular, 3/8"
S5161	Screwdriver, Square Blade, 3/8"
S5166	Screwdriver, 0,028" (0,71 mm)
SB1	Convertible Blade
SX101	Phillips Screwdriver, Stubby No. 1
T99964	Blade, Screwdriver, Allen Hex Type, 9/64"
XL75V	Offset Ratches Screwdriver Set
XST100	Screwdriver, Phillips, Super-tru-tip No. 0
XST101	Phillips Screwdriver, Super-tru-tip No. 1
XST102	Screwdriver, Phillips, Super-tru-tip No. 2

XL70

Offset Ratchet Screwdriver Set

Order No. XL70



Scope of Supply	Order No.	Description
	XL10	Allen Hex Screw Bit 5/32" (3,97 mm)
	XL12	Allen Hex Screw Bit 3/16" (4,76 mm)
	XL14	Allen Hex Screw Bit 7/32" (5,56 mm)
	XL16	Allen Hex Screw Bit 1/4" (6 mm)
	XL17	Slotted Screw Bit 1/4" (6 mm)
	XL18	Allen Hex Screw Bit 5/16" (7,94 mm)
	XL20	Phillips Screw Bit No. 1
	XL21	Phillips Screw Bit No. 2
	XL24	Adapter bit
	XL25	Slotted Screw Bit 3/16" (4,76 mm)
	XL27	Offset Ratchet, reversible
	XL3	Allen Hex Screw Bit 0,050" (1,27 mm)
	XL4	Allen Hex Screw Bit 1/16" (1,54 mm)
	XL5	Allen Hex Screw Bit 5/64" (1,98 mm)
	XL50X	Screwdriver Extension
	XL6	Allen Hex Screw Bit 3/32" (2,38 mm)
	XL7	Allen Hex Screw Bit 7/64" (1,54 mm)
	XL8	Allen Hex Screw Bit 1/8" (3,17 mm)
	XL9	Allen Hex Screw Bit 9/64" (3,57 mm)

Index

024C....320
100XV....335
101SNV....335
102ACA....314
102ACA....324
102ACA....330
102ACA....332
102ACAX....314
102ACAX....332
103ACA....314
103ACA....324
103ACA....330
103ACA....332
11N....307
141SAP WAFER TWEEZERS
150MM....317
147A....283
1500BSF....285
1503E....286
150SA....315
150SAD....315
150SAMB....315
150SAMB....324
150SAMB....330
150SAMF....315
150SAMF....324
150SAMF....330
150SAMF....332
1512N....285
1522N....285
1522NA....286
1522NB....286
15AGS....318
15AGW....318
15AGW....332
170M....335
175M....335
185-1.5MM....256
185-10MM....256
185-2.5MM....256
185-2MM....256
185-3MM....256
185-4MM....256
185-5MM....256
185-6MM....256
185-7MM....256
185-8MM....256
185-9MM....256
1SA....307
1SASL....307
2044Z....328
2052E....328
20AS....306
21SA....308
2403E....271
2404E....271
2411P....295
2411P....331
2411PD....295
2412E....270
2412E....330
2412E....331
2422E....270
2432E....270
2442P....296
2442P....330
2443P....296
2447P....281
2448P....281
2470E....272
2475E....272
2476TX1....281
2477E....271
2482E....272
2482E....331
249CER....308
249SA....308
24SA....311
258SA....309
2676E....272
29SA....308
29W30....319
29Y30....319
29Y32....319
2ASA....312
2ASA....331
2ASA....332
2ASARU....312
2ASASL....312
2ASASL....330
2ASASLT....312
2SA....309
2SASL....309
3000ESD....327
3008ESD....328
30SA....311
320-000X....257
320-00X....257
320-0X....257
320-1X....257
320-20X....257
320-2X....257
3200....327
3232....327
326-000X....257
326-00X....257
326-0X....257
326-1X....257
326-20X....257
326-2X....257
3303....328
3310Z....328
39SA....314
3CBS....310
3CSA....306
3CSASL....306
3SA....307
3SA....331
3SA....332
3SASL....307
40SA....314
440-1-PZDX....255
440-2-PZDX....255
440-215-PZDX....255
440-22-PZDX....255
440-3-PZDX....255
440-4-PZDX....255
440-TX-05X....256
440-TX-06X....256
440-TX-07X....256
440-TX-08X....256
440-TX-09X....256
440-TX-10X....256
440-TX-15X....256
440-TX-20X....256
440-TX-25X....256
440-TX-27X....256
440-TX-30X....256
440-TX-40X....256
445-000X....255
445-00X....255
445-0X....255
445-10X....255
445-20X....255
445-30X....255
446-0X....255
446-1-PZDX....255
446-1X....255
446-2-PZDX....255
446-2X....255
49-A-TX-05....258
49-A-TX-06....258
49-A-TX-07....258
49-A-TX-08....258
49-A-TX-09....258
49-A-TX-10....258
49-A-TX-15....258
49-A-TX-20....258
49-B-TX-25....258
49-B-TX-27....258
49-B-TX-30....258
49-B-TX-40....258
49-TX-05....258
49-TX-06....258
49-TX-07....258
49-TX-09....258
49-TX-10....258
49-TX-15....258
49-TX-20....258
49-TX-25....258
49-TX-27....258
49-TX-30....258
49-TX-40....258
491-A-PZDX....257
491-AX....258
491-PZDX....257
4910-AX....258
4910X....258
491X....258
492-A-PZDX....257
492-AX....258
492-PZDX....257
492X....258
493-A-PZDX....257
493-AX....258
493-PZDX....257
493X....258
4CT5A6-1....103
4CT5A7-1....103
4CT5A8-1....103
4CT5B7-1....103
4CT5B8-1....103
4CT5B8-10....103
4CT5C6-1....103
4CT5C7-1....103
4CT5C7-10....103
4CT5C8-1....103
4CT5C8-10....103
4CT5D7-1....103
4CT5D7-10....103
4CT5D8-1....103
4CT5D8-100....103
4CT6C7-1....104
4CT6C8-1....104
4CT6C8-10....104
4CT6D7-1....104
4CT6D7-10....104
4CT6D8-1....104
4CT6D8-10....104
4CT6D9-1....104
4CT6E8-1....104
4CT6E8-10....104
4CT6F7-1....104
4CT6F7-10....104
4CT6F8-1....104
4ETA-1....105
4ETA-10....105
4ETA-100....105
4ETAA-1....105
4ETB-1....105
4ETB-10....105
4ETBB-1....105
4ETBB-10....105
4ETC-1....105
4ETC-10....105
4ETC-100....105
4ETCC-1....105
4ETCC-10....105
4ETCS-1....105
4ETCS-100....105
4ETD-1....105
4ETD-10....105
4ETDS-1....105
4ETDS-10....105
4ETE-1....105
4ETE-10....105
4ETE-100....105
4ETF-1....105
4ETF-10....105
4ETH-1....105
4ETH-10....105
4ETH-100....105
4ETK-1....105
4ETK-10....105
4ETK-100....105
4ETL-1....105
4ETL-10....105
4ETL-100....105
4ETM-1....105
4ETM-10....105
4ETO-1....106
4ETO-10....106
4ETO-100....106
4ETP-1....105
4ETP-10....105
4ETR-1....105
4ETR-10....105
4ETS-1....105
4ETS-10....105
4PTA6-1....114
4PTA7-1....114
4PTA7-10....114
4PTA8-1....114
4PTA8-10....114
4PTAA7-1....115
4PTAA7-10....115
4PTAA8-1....115
4PTAA8-10....115
4PTAA8-100....115
4PTAA9-1....115
4PTB6-1....114
4PTB7-1....114
4PTB7-100....114
4PTB8-1....114
4PTB8-10....114
4PTB8-100....114
4PTB9-1....114
4PTB9-10....114
4PTBB7-1....115
4PTBB7-10....115
4PTBB8-1....115
4PTBB8-10....115
4PTBB9-1....115
4PTBB9-10....115
4PTBS7-1....115
4PTC7-1....114
4PTC7-10....114
4PTC8-1....114
4PTC8-10....114
4PTC9-1....114
4PTC9-10....114
4PTC9-100....114
4PTCC7-1....115
4PTCC8-1....115
4PTCC8-10....115
4PTCC9-1....115
4PTCC9-10....115
4PTCS7-1....115
4PTD7-1....114
4PTD8-1....114

4PTD8-10 114
4PTD9-1 114
4PTD9-10 114
4PTD9-100 114
4PTDD7-1 115
4PTDD8-1 115
4PTDD9-1 115
4PTE7-1 114
4PTE8-1 114
4PTE8-10 114
4PTE9-1 114
4PTE9-10 114
4PTF7-1 115
4PTF7-10 115
4PTF8-1 115
4PTF8-10 115
4PTH6-1 114
4PTH7-1 114
4PTH7-10 114
4PTH8-1 114
4PTH8-10 114
4PTH8-100 114
4PTK6-1 114
4PTK6-10 114
4PTK7-1 114
4PTK7-10 114
4PTK8-1 114
4PTK8-10 114
4PTL6-1 114
4PTL6-10 114
4PTL7-1 114
4PTL7-10 114
4PTL8-1 114
4PTL8-10 114
4PTM7-1 114
4PTM7-10 114
4PTM8-1 114
4PTM8-10 114
4PTM9-1 114
4PTM9-10 114
4PTO6-1 115
4PTO7-1 115
4PTO7-10 115
4PTO8-1 115
4PTO8-10 115
4PTO9-1 115
4PTP7-1 115
4PTP8-10 115
4PTR7-1 114
4PTR7-10 114
4PTR8-1 114
4PTS7-1 115
4PTS7-10 115
4PTS8-1 115
4PTS8-10 115
4SA 309
4SPI15210-1 121
4SPI15210-10 121
4SPI15211-1 121
4SPI15211-10 121
4SPI15212-1 121
4SPI15212-10 121
4SPI15213-1 121
4SPI15213-10 121
4SPI26200-1 121
4SPI26201-1 121
4SPI26204-1 121
4SPI26206-1 121
4SPI26206-10 121
4SPI40220-1 122
4SPI40221-1 122
4SPI40222-1 122
4SPI40224-1 122
4SPI40224-10 122
4SPI40225-1 122
4SPI40225-10 122
4SPI8023-1 122
4SPI80234-1 122
4SPI80235-1 122
4SPI80237-1 122
4SPI80237-10 122
500103A 301
500210E 301
503E 274
503ET 282
503ETF 282
504AE 274
505BG 322
505C 322
50788 300
50789Z 300
508826 144
508826 144
510AE 297
512E 273
512N 273
51SA 310
51SA 324
51SA 330
51SASL 310
522N 273
52ASA 312
530E06 287
530E08 287
530E13 287
530E15 287
530E15A 288
531E 293
532N 273
53CSA 306
542E 293
543E 292
544D 294
544E 294
546E 292
547 292
549E 288
549E10 288
549E12 288
552E 297
552S 298
552S 325
554A 299
554E 299
555E 275
570E 277
572E 275
573E 277
573EB 289
575E 276
576TX 281
576TX1 281
577E 274
582E 275
582EW 276
592E 277
593AE 276
593AE 324
595E 274
595T 281
595TF 281
599E 273
599FO 284
599FO 325
599T 280
599TF 280
599TFO 284
599TFO 326
5ASA 310
5ASASL 310
5BSA 310
5CSA 310
5FSA 309
5MBS 309
5SA 309
5SASL 309
600ASA 317
608ASA 317
612N 268
622NA 268
622NB 269
622NB 330
622TX 280
632N 268
632NCF 269
65ASA 311
670E 269
670EP 269
670EP 323
670EP 324
670EP 330
670EPF 269
676E 269
776E 269
792E 277
7SA 311
7SA 331
7SA 332
7SA 332
7SASL 311
80013C 302
808G 323
809IC 302
812N 278
822N 278
86NCG 335
884E 279
884EPCM 283
886E 279
896E 278
91SA 317
940AS 316
AAS 307
AASA 307
AASA 330
AASASL 307
ACSA 306
AM 307
AM-1.5mm 257
AM-10mm 257
AM-2.5mm 257
AM-2mm 257
AM-3mm 257
AM-3mm-3 257
AM-3mm-4 257
AM-4mm 257
AM-5mm 257
AM-5mm-4 257
AM-6mm 257
AM-6mm-4 257
AM-7mm 257
AM-8mm 257
CT6E7 104
E15AGW 313
E2ASA 313
E3CSA 313
E5SA 313
E7SA 313
EOODSA 313
EOOSA 313
KDS1412P 247
KDS141P 247
KDS14TNP 248
KDS1512P 247
KDS16112P 247
KDS1612P 247
KDS161P 247
KDS16TNP 248
KDS1712P 247
KDS1812P 247
KDS181P 247
KDS18TNP 248
KDS1912P 247
KDS191P 247
KDS2012P 247
KDS201P 247
KDS20TNP 248
KDS2112P 247
KDS2212P 247
KDS221P 247
KDS22TNP 248
KDS2312P 247
KDS2512P 247
KDS260L 245
KDS260M 245
KDS260S 245
KDS3012P 247
KDS660 247
KDS805S6N 246
KDS810S6N 246
KDS816V 246
KDS825 248

KDS900 248
KDS901 248
KDSSAMPLEPACK 247
M-490 256
M-490-2 256
M-490-NR 256
M-497 256
M4AS 309
M5S 306
Model 330
Model 330
Model 331
Model 331
Model 332
Model 332
NT1 113
NT1S 113
NT1SC 113
NT1X 113
NT4 113
NT6 113
NTA 113
NTAX 113
NTB 113
NTC 113
NTD 113
NTGW 113
NTH 113
NTK 113
OODSA 307
OOSA 307
OOSASL 307
100-1000-ESD 187
100-1032-ESD 189
100-1055-ESD 188
100-1056-ESD 188
112-0000-ESD 220
130-1000-ESD 185
130-1055-ESD 186
145-1000-ESD 190
145-1002-ESD 191
2400KMS 331
3300TPS 331
3400TSMDU 332
3500TP 332
3600KU 330
3900KC 324
3900KC 330
6966EK 157
99MP 340
99PS40 341
99PS40BP 342
99PS41MM 342
99PS41MMBP 343
99PS50 343
99PS51MM 344
99PS60 344
99SPC 341
99XTD7 345
CBCA112G02G65I2 198
CBCA112G04G65I2 198
FT-3417 208
FT-3446 207
FT-3470 209
FT-3475 209
FT-4402 208
FT-L15 228
FT91000020 199
FT91000021 199
FT91000022 200
FT91000023 200
FT91000024 201
FT91000025 202
FT91000026 206
FT91000037 206
FT91000103 186
FT91001699 229
FT91002699 230
FT91004699 179
FT91005699 181
FT91006699 180
FT91007699 180
FT91008699 181
FT91010699 177
FT91012699 178
FT91013699 182
FT91014699 184
FT91015699 183
FT91016699 184
FT91017699 183
KDS301 245
KDS806V 244
M60 336
PS 200A 163
PS100A 163
PS120 338
PS121MM 339
PS88 337
PS89 337
PS90MM 338
SA21A 163
SM15748BK 171
T0044130000N 346
T0051000199 91
T0051005399 91
T0051005571 92
T0051301399 165
T0051301799 165
T0051303199 169
T0051317399 83
T0051317599 83
T0051317899 72
T0051318299 87
T0051318399 84
T0051319899 85
T0051320299 73
T0051320399 72
T0051320599 75
T0051320699 74
T0051320799 86
T0051382499 168
T0051382599 168
T0051382799 169
T0051383199 170
T0051383299 159
T0051383799 170
T0051384199 168
T0051390699 155
T0051390799 156
T0051391199 156
T0051502699 154
T0051512499 166
T0051512599 166
T0051512699 167
T0051512799 167
T0051514799N 97
T0051515599 143
T0051605999 98
T0051606099 98
T0051607599 99
T0052241999 168
T0052242099 169
T0052503199 161
T0052503299 160
T0052702899 147
T0052702999 148
T0052704099 152
T0052704299 152
T0052704399 152
T0052711799 89
T0052711899 89
T0052712099 76
T0052918199N 78
T0052918799 90
T0052918999 81
T0052919099 82
T0052919299 82
T0052919499N 79
T0052919799N 97
T0052919899N 97
T0052920099N 80
T0052920299 69
T0052920499 71
T0052920699 70
T0052920799N 79
T0052920999N 69
T0052921099N 70
T0052921299 68
T0052921699 77
T0052921799 71
T0052922399 81
T0053118099 158
T0053124699 159
T0053163699 244
T0053165699 244
T0053173699 54
T0053210599 92
T0053220699 56
T0053293699N 57
T0053312599 80
T0053313399 88
T0053315199 222
T0053316499 153
T0053316599 153
T0053316799 154
T0053336699N 60
T0053338699 149
T0053355699N 61
T0053359699N 61
T0053364699 150
T0053364899 149
T0053366699 40
T0053368399 42
T0053368699 41
T0053370699 62
T0053371699 148
T0053377699 43
T0053378699 45
T0053380699 44
T0053380899 45
T0053388699 63
T0053415699 55
T0053417699 34
T0053418699 34
T0053419699 35
T0053420699 31
T0053421699 31
T0053422699 32
T0053425699 29
T0053426699 26
T0053427699 35
T0053428699 26
T0053429699 27
T0053430699 29
T0053434699 50
T0053435699 47
T0053436699 50
T0053438699 47
T0053439699 48
T0053440699 51
T0053441699 51
T0053442699 52
T0053500699 23
T0053501699 23
T0053502699 24
T0053503699 24
T0053638699 219
T0053640299 218
T0053657199 204
T0053657299 204
T0053657999 205
T0053659899 207
T0053660699 192
T0053661699 193
T0053662699 195
T0053663699 194
T0053664699 195
T0053665699 194
T0053666699 196
T0053667699 197
T0053670699 221
T0053900699 250
T0053901699 250
T0053909199 251
T0053909299 252
T0053909399 251
T0053909499 252
T0053909599 252
T0056103699N 93
T0056104699N 93
T0056105699N 94
T0056109399N 151
T0056109699N 94
T0056400599N 94
T0056402199N 95
T0056403799N 95
T0056405399N 95
T0058735845 201
T0058744738 96
T0058751880 57
T0058757892 150
T0058761730 144
T0058761731 144
T0058761732 145
T0058762747 207
T0058762763 205
T0058762770 203
T0058763730 96
T0058765740 96
T0058767701 253
T0058767702 253
T0058767703 253
T0058767704 254
T0058767705 254
T0058767706 254
TCMB100ST 347
WLSK 200 162
WPB1 169
XL70 349
XL75V 336
RRS 308
SCREWDRIVER SET,6P-C,PRECISION,ESD SAFE 330
SSSA 308
T0051314010 134
T0051314099 134
T0051314110 134
T0051314199 134
T0051314210 134
T0051314211 134
T0051314299 134
T0051314310 134
T0051314311 134
T0051314399 134
T0051314410 134
T0051314411 134
T0051314499 134
T0051314510 134
T0051314599 134
T0051314610 134
T0051314611 134
T0051314699 134
T0051314710 134
T0051314799 134
T0051314810 134
T0051314899 134
T0051315010 134
T0051315011 134
T0051315099 134
T0051315110 134
T0051315199 134
T0051315210 134
T0051315299 134
T0051315399 134

T0051325010 136
T0051325099 136
T0051325110 136
T0051325199 136
T0051325210 136
T0051325299 136
T0051325310 136
T0051325399 136
T0051325410 136
T0051325499 136
T0051325510 136
T0051325599 136
T0051325610 136
T0051325699 136
T0051325710 136
T0051325799 136
T0051325899 136
T0051325910 136
T0051325999 136
T0051326010 136
T0051326099 136
T0051326110 136
T0051326199 136
T0051326210 136
T0051326299 136
T0051326310 136
T0051326399 136
T0051326410 136
T0051326499 136
T0051326510 136
T0051326599 136
T0051326610 136
T0051326699 136
T0051351099 135
T0051351199 135
T0051351299 135
T0051351399 135
T0051351499 135
T0051351599 135
T0051351699 135
T0051352799 135
T0051353099 135
T0051353299 135
T0051353399 135
T0051355099 135
T0051355199 135
T0051355299 135
T0051379099 134
T0051504899 141
T0051515499 143
T0051612099 132
T0051612199 132
T0051612299 132
T0051612399 132
T0051612499 132
T0051612599 133
T0051612799 133
T0051612999 132
T0051613099 132
T0051613299 132
T0051613499 131
T0051614099 133
T0051614199 133
T0051614299 133
T0051614399 133
T0051615099 133
T0051615199 133
T0051615399 133
T0051615899 133
T0051615999 133
T0051616199 132
T0051616599 132
T0051616699 132
T0051616799 132
T0051616899 132
T0051616999 132
T0051644399 131
T0051644499 131
T0051644599 131
T0051644699 131
T0051644799 131
T0051644899 131
T0051645099 131
T0052475099 106
T0054100375 106
T0054103999 106
T0054104099 106
T0054104599 106
T0054130799 114
T0054210799 103
T0054211799 103
T0054212899 103
T0054213899 103
T0054230799N 104
T0054231899N 104
T0054232899N 104
T0054240799N 102
T0054240899N 102
T0054241799N 102
T0054241899N 102
T0054241999N 102
T0054242899N 102
T0054242999N 102
T0054250799N 102
T0054250899N 102
T0054250999N 102
T0054251799N 102
T0054251899N 102
T0054251999N 102
T0054414199 123
T0054414399 123
T0054414499 123
T0054414599 123
T0054414699 123
T0054414799 123
T0054414999 123
T0054415299 123
T0054415399 123
T0054426099 107
T0054426199 107
T0054426299 107
T0054426399 107
T0054426699 107
T0054426799 107
T0054426899 107
T0054426999 107
T0054440111 110
T0054440211 110
T0054440311 109
T0054440410 110
T0054440411 110
T0054440499 110
T0054440510 109
T0054440511 109
T0054440599 109
T0054440610 111
T0054440611 111
T0054440699 111
T0054440710 109
T0054440711 109
T0054440799 109
T0054440810 110
T0054440811 110
T0054440873 110
T0054440877 110
T0054440881 110
T0054440899 110
T0054440910 109
T0054440911 109
T0054440999 109
T0054441010 111
T0054441011 111
T0054441099 111
T0054441110 110
T0054441199 110
T0054441211 109
T0054441311 109
T0054441410 109
T0054441411 109
T0054441499 109
T0054441510 109
T0054441511 109
T0054441599 109
T0054442010 109
T0054442011 109
T0054442099 109
T0054442111 110
T0054442171 110
T0054442210 112
T0054442299 112
T0054442310 111
T0054442311 111
T0054442399 111
T0054442410 111
T0054442499 111
T0054442510 110
T0054442599 110
T0054442610 110
T0054442699 110
T0054442710 109
T0054442799 109
T0054442810 109
T0054442899 109
T0054443010 112
T0054443099 112
T0054443110 112
T0054443199 112
T0054443210 112
T0054443299 112
T0054443399 112
T0054443510 110
T0054443599 110
T0054443610 110
T0054443699 110
T0054443710 109
T0054443799 109
T0054443810 109
T0054443899 109
T0054443910 110
T0054443999 110
T0054444010 109
T0054444099 109
T0054444110 112
T0054444199 112
T0054444210 109
T0054444299 109
T0054444310 109
T0054444311 109
T0054444399 109
T0054444410 110
T0054444499 110
T0054444510 110
T0054444599 110
T0054444810 109
T0054444899 109
T0054445010 108
T0054445099 108
T0054445110 108
T0054445199 108
T0054445210 108
T0054445299 108
T0054445499 108
T0054445599 108
T0054445699 108
T0054446099 108
T0054446199 108
T0054446299 108
T0054446999 109
T0054447810 110
T0054447899 110
T0054447910 111
T0054447999 111
T0054448199 111
T0054448210 111
T0054448211 111
T0054448299 111
T0054448399 112
T0054448499 110
T0054448589 110
T0054448610 110
T0054448699 110
T0054448710 110
T0054448799 110
T0054448899 110
T0054448910 110
T0054448911 110
T0054448999 110
T0054449410 109
T0054449499 109
T0054449699 110
T0054449799 109
T0054449899 111
T0054449910 110
T0054449999 110
T0054451110 111
T0054451199 111
T0054451399 108
T0054451510 111
T0054451699 109
T0054451799 109
T0054451999 111
T0054460199 116
T0054460299 116
T0054460371 116
T0054460373 119
T0054460399 116
T0054460499 116
T0054460599 116
T0054460699 116
T0054460799 117
T0054460889 116
T0054460999 116
T0054461099 117
T0054461199 116
T0054461270N 116
T0054461299N 116
T0054461399 117
T0054461499 119
T0054461599 119
T0054461699 119
T0054461799 119
T0054461899 119
T0054461999 119
T0054462099 119
T0054462199 120
T0054462299 119
T0054462399 119
T0054462499 120
T0054462571 119
T0054462599 116
T0054462671 119
T0054462699 116
T0054463199 119
T0054463299 119
T0054463399 119
T0054465199 118
T0054465299 118
T0054465399 118
T0054465499 118
T0054465599 120
T0054465671 120
T0054465699 118
T0054465799 120
T0054465899 120
T0054465999 120
T0054466199N 118
T0054466371 120
T0054466399 118
T0054466499 118
T0054466599 120
T0054466699 118
T0054466799 118
T0054466899 118
T0054466999 120
T0054467099 120

T0054467199 120
T0054470110 128
T0054470199 128
T0054470210 128
T0054470299 128
T0054470310 128
T0054470399 128
T0054470410 128
T0054470499 128
T0054470510 128
T0054470599 128
T0054470610 128
T0054470699 128
T0054470710 128
T0054470799 128
T0054470810 129
T0054470899 129
T0054470910 129
T0054470999 129
T0054471010 129
T0054471099 129
T0054471110 129
T0054471199 129
T0054471210 129
T0054471299 129
T0054471310 128
T0054471399 128
T0054471410 129
T0054471499 129
T0054471510 128
T0054471599 128
T0054471610 128
T0054471699 128
T0054471710 128
T0054471799 128
T0054471810 129
T0054471899 129
T0054471999 111
T0054471999 130
T0054472099 130
T0054472110 128
T0054472199 128
T0054472299 130
T0054472399 131
T0054472410 131
T0054472499 131
T0054472510 131
T0054472599 131
T0054472610 131
T0054472699 131
T0054472710 131
T0054472799 131
T0054472810 131
T0054472899 131
T0054473010 129
T0054473099 129
T0054473190 130
T0054473199 130
T0054473290 130
T0054473299 130
T0054473390 130
T0054473399 130
T0054473499 130
T0054473599 129
T0054473699 128
T0054473799 128
T0054473810 128
T0054473899 128
T0054473910 129
T0054473999 129
T0054474010 128
T0054474099 128
T0054474110 128
T0054474199 128
T0054474210 128
T0054474299 128
T0054474310 128
T0054474399 128
T0054474499 128
T0054474510 128
T0054474599 128
T0054480199 124
T0054480299 124
T0054480399 124
T0054480499 124
T0054480599 124
T0054485010 126
T0054485099 126
T0054485110 125
T0054485199 125
T0054485210 125
T0054485299 125
T0054485310 125
T0054485399 125
T0054485410 126
T0054485499 126
T0054485510 126
T0054485599 126
T0054485610 125
T0054485699 125
T0054485710 125
T0054485799 125
T0054485810 125
T0054485899 125
T0054485999 125
T0054486010 125
T0054486099 125
T0054486199 127
T0054486210 125
T0054486299 125
T0054486310 126
T0054486399 126
T0054486410 125
T0054486499 125
T0054486510 125
T0054486599 125
T0054486610 125
T0054486699 125
T0054486710 125
T0054486799 125
T0054486810 126
T0054486899 126
T0054487099 125
T0054487110 126
T0054487210 125
T0054487299 125
T0054487310 125
T0054487399 125
T0054487410 125
T0054487499 125
T0054487510 125
T0054487599 125
T0054487699 127
T0054487799 127
T0054487899 127
T0054487999 127
T0054488010 126
T0054488099 126
T0054488110 125
T0054488199 125
T0054488210 125
T0054488299 125
T0054488310 125
T0054488399 125
T0054488410 126
T0054488499 126
T0054488510 126
T0054488599 126
T0054488610 126
T0054488699 126
T0054488710 126
T0054488799 126
T0054488810 125
T0054488899 125
T0054490499 122
T0054490599 122
T0054490699 122
T0054490799 122
T0056104667N 104
T0056104669N 104
T0058706794 134
T0058713798 141
T0058713798 143
T0058713798 144
T0058713798 144
T0058713799 141
T0058713799 143
T0058713799 145
T0058720781 106
T0058720785 115
T0058720786 115
T0058720787 115
T0058720788N 115
T0058720789N 115
T0058727772 137
T0058727773 137
T0058727774 137
T0058727775 137
T0058727776 137
T0058727777 138
T0058727778 138
T0058727779 138
T0058727780 138
T0058727781 138
T0058727782 138
T0058727783 138
T0058727784 138
T0058727785 138
T0058727786 137
T0058727787 137
T0058727808 138
T0058727821 137
T0058727822 137
T0058727823 137
T0058736804 140
T0058736807 140
T0058736814N 140
T0058736818 140
T0058736833 140
T0058736837 140
T0058736838 140
T0058736839 140
T0058736840 139
T0058736841 139
T0058736842 139
T0058736843 139
T0058736867 139
T0058736870 139
T0058736875 140
T0058736880 140
T0058736881 139
T0058736882 139
T0058736883 139
T0058736890N 140
T0058736891 140
T0058747753 142
T0058747763 142
T0058747764 142
T0058747833 142
T0058747848 142
T0058747850 142
T0058747871 142
T0058747874 142
T0058747893 142
T0058747904 142
T0058747906 142
T0058747916 142
T0058747927 142
T0058747935 142
T0058747941 142
T0058747943 142
T0058747945 142
T0058747947 142
T0058747961 142
T0058747977 142
T0058747985 142
T0058747993 142
T0058747999 142
T0058750721 140
T0058750739 140
T0058750741 140
T0058750742 140
T0058750765 139
T0058750770 139
T0058750772 139
T0058750774 139
T0058754770 142
T0058754820 142
T0058754836 142
T0058754887 142
T0058754903 142
T0058754967 142
T0058757892 141
T0058761703 143
T0058761703 145
T0058761708 143
T0058761708 145
T0058761709 143
T0058761709 144
T0058761709 144
T0058761710 143
T0058761711 143
T0058761711 144
T0058761711 144
T0058761712 143
T0058761712 144
T0058761713 143
T0058761713 144
T0058761714 143
T0058761714 145
T0058761715 143
T0058761715 145
T0058761716 143
T0058761716 145
T0058761717 143
T0058761717 145
T0058761724 144
T0058761724 144
T0058761725 143
T0058761728 137
T0058761730 143
T0058761731 143
T0058761732 143
T0058765772 136
T0058765773 136
T622N 268
USOLD_T0054466299 118
USOLD_T0054487199 126
XB29W301 319
XN100 334
XN200 334
XN210 334
XNB101 334
XNB103 334
XNB103B 334
XNB105 334
XNB201 334
XNB203 334
XNB205 334
XNS100 334

You can find our explosion drawings

on the Internet at www.weller.de, with the respective list of their articles in the submenu Drawings.

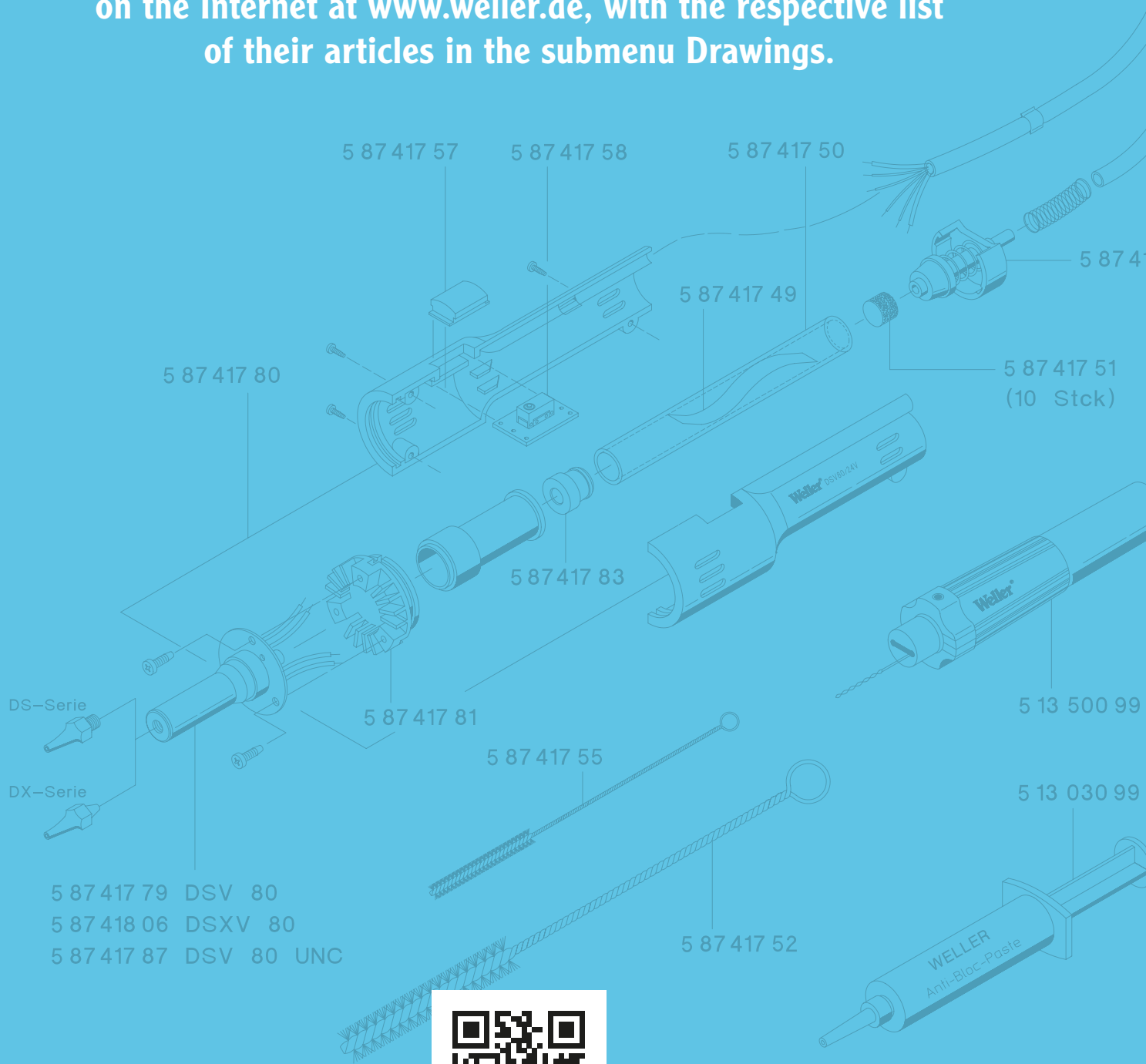

www.weller-tools.com

GERMANY

Weller Tools GmbH
Carl-Benz-Straße 2
74354 Besigheim

Tel: +49 (0)7143 580-0
Fax: +49 (0)7143 580-108

ITALY

Apex Tool S.r.l.
Viale Europa 80
20090 Cusago (MI)

Tel: +39 (02)9033101
Fax: +39 (02)90394231

USA

Apex Tool Group - Weller
1000 Lufkin Road
Apex, NC 27539

Tel: +1 (866) 498-0484
Fax: +1 (919) 387-2639

GREAT BRITAIN

Apex Tool Group (UK Operations) Ltd
4th Floor Pennine House
Washington, Tyne & Wear
NE37 1LY

Tel: +44 (0) 191 419 7700
Fax: +44 (0) 191 417 9421

SWEDEN

Apex Tool Group AB
Fabriksgatan 4
531 30 Lidköping

Tel: +46 (0) 510 77 71 720

CANADA

Apex Tool Canada Ltd - Weller
7631 Bath Road
Mississauga, Ontario L4T 3T1

Tel: +1 (905) 673-4400
Fax: +1 (905) 673-4408

FRANCE

Apex Tool Group SNC
25 Avenue Maurice Chevalier
77832 Ozoir-la-Ferrière

Tel: +33 (0)1.64.43.22.00
Fax: +33 (0)1.64.43.21.62

CHINA

Apex Tool Group
2nd Floor, Area C, 177 Bi Bo Road
Pudong New Area
Shanghai, 201203 P.R.C

Tel: +86 (21) 60880320

AUSTRALIA

Apex Tools
P.O. Box 366, 519 Nurigong Street
Albury, N.S.W. 2640
Australia

Tel: +61 (2)6058-0300
Fax: +61 (2)6021-7403

SOUTH EAST ASIA

Apex Power Tools India Pvt. Ltd.
Gala No. 1, Plot No. 5
S. No. 234, 235 & 245
India land Global Industrial Park
(Next to Tata Johnson Control)
Taluka-Mulsi, Phase-I
Hinjawadi Pune (411057)
Maharashtra, India

toolsindia@apextoolgroup.com

Weller®

© 2016, Apex Tool Group LLC
xxxxxxx

www.weller-tools.com