



The SuperCool Series Direct-to-Air thermoelectric assembly is a high performance thermoelectric based heat pump. It is designed to temperature control small chambers used in medical diagnostics or sample storage compartments in analytical instrumentation. This unique design offers a high performance hot side heat dissipation mechanism that convects heat more efficiently than conventional heat exchanger technologies. The design utilizes custom thermoelectric modules to maximize cooling capacity and premium grade fans to reduce noise. Moisture resistant insulation is used to keep condensation from penetrating into the thermoelectric module cavity. This unit operates on 24 VDC and is designed for indoor lab use environment. Custom configurations available upon request.

Manufacturer Part Number: 387003325

Patent Pending



FEATURES

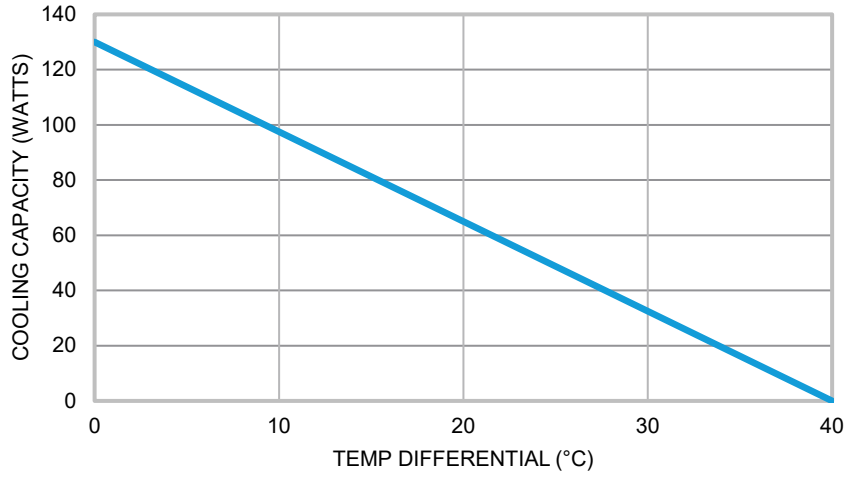
- High Performance
- Compact Form Factor
- Reliable solid-state operation
- RoHS compliant

APPLICATIONS

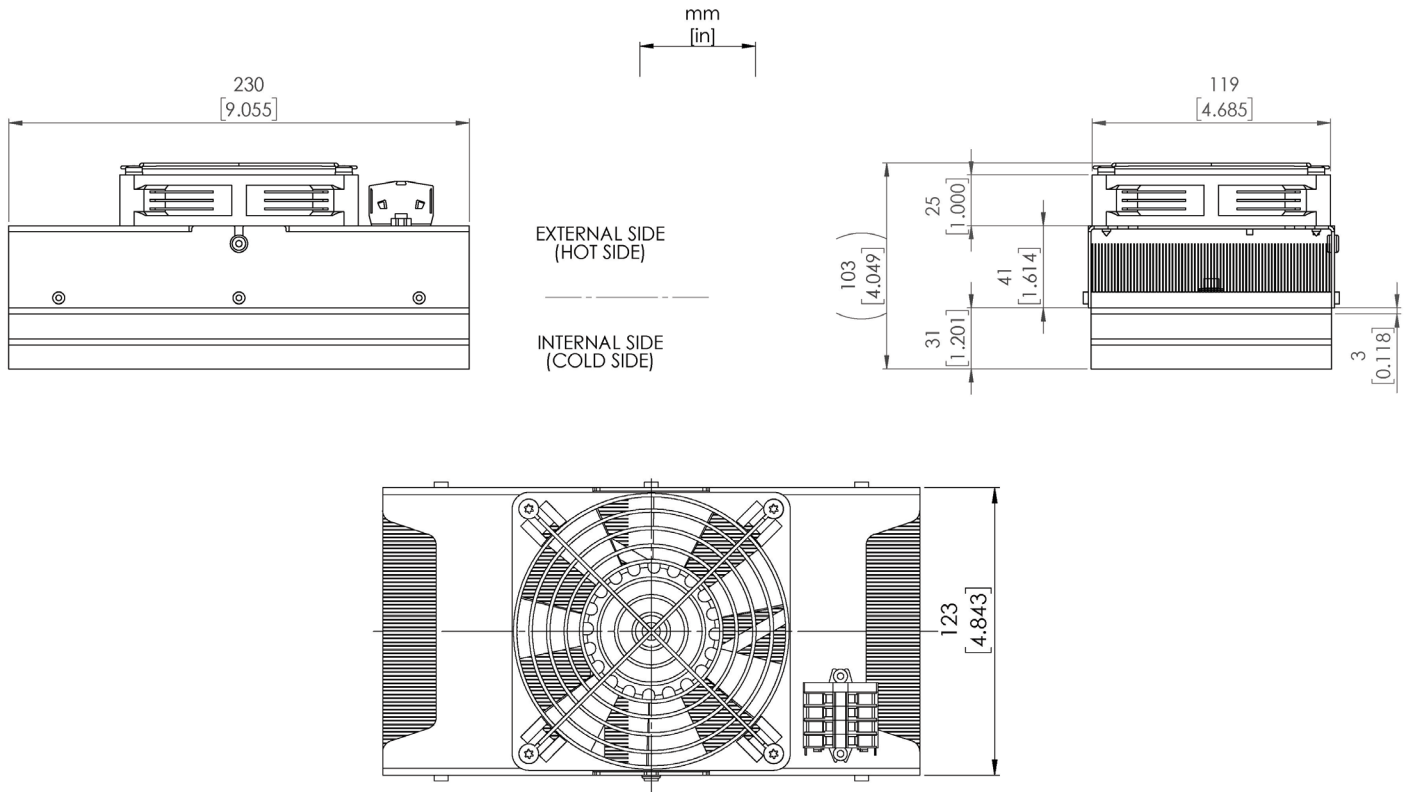
- Analytical Storage Compartment Temperature Control
- Medical diagnostic chamber refrigeration

TECHNICAL SPECIFICATIONS	
Thermoelectric Assembly Model	SDA-130-24-02-00-00
Heat Transfer, Cold Side	Direct
Heat Transfer, Hot Side	Air
Cooling Power at dT 0°C and Ta=35°C ±10% – W	130
Thermoelectric Module Input Power	
Voltage, nominal / maximum – VDC	24/30
Current, nominal / initial ±10% – A	5.0/6.4
Fan Input Power	
Voltage, nominal – VDC	24
Current, nominal – A	0.5
Fan Noise – dBA	61.2
Dimensions (L x W x H) – mm	230 x 123 x 103
Weight – kg	2.3
Operating Temperature – °C	-20 to +60
Packaging	Individual cardboard box

PERFORMANCE QC VS ΔT

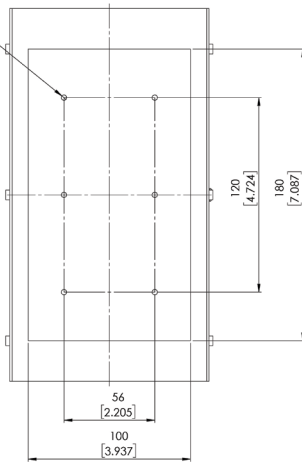


ISOMETRIC DRAWINGS



INSTALLATION INSTRUCTIONS

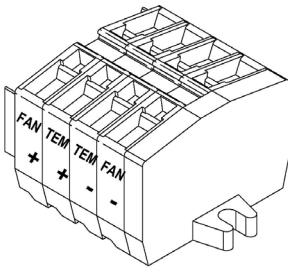
M4 ∇ 8 (6x)
Max screw insertion depth 8mm
(Mounting holes)



Installation

1. The thermoelectric assembly must be protected from external force or violence.
2. The power line to the assembly needs to be protected by a fuse. The fuse rating should be of at least the nominal current of the assembly. It must withstand 150% of rated current for at least 60 seconds.
This is valid at Ta=35°C. Fuse ratings for other ambient temperatures (x°C) can be calculated with the formula $I[x°C]=I[35°C]/(1+0.005(x-35))$.
This is valid when regulating with an ON/OFF regulation. At rapid temperature cycling where this is applicable, there can be need for even higher fuse ratings.
3. Cooled parts needs to be isolated from air humidity to minimize risk for condensation and thermally insulated for best performance.
4. Max ripple on supplied power =5%.
5. Switching power to thermoelectric modules at frequencies between 0.01 Hz to 5 kHz will render premature failure of modules and must be avoided.

WIRING SCHEMATIC



Electrical connections

- Connect:
- "+": + TEM
 - "-": - TEM
 - "F+": + Fan(s)
 - "F-": - Fan(s)

Connect the unit to "+" & "-".

Warning:

Do not reverse current or use PWM-regulation on fan supply.

Note

- For indoor use only



Laird warrants to the original end user customer of its products that its products are free from defects in material and workmanship. Subject to conditions and limitations Laird will, at its option, either repair or replace any part of its products that prove defective because of improper workmanship or materials. This limited warranty is in force for the useful lifetime of the original end product into which the Laird product is installed. Useful lifetime of the original end product may vary but is not to exceed five (5) years from the original date of the end product purchase.

Any information furnished by Laird Inc. and its agents is believed to be accurate and reliable. All specifications are subject to change without notice. Responsibility for the use and application of Laird materials rests with the end user, since Laird and its agents cannot be aware of all potential uses. Laird makes no warranties as to the fitness, merchantability or suitability of any Laird materials or products for any specific or general uses. Laird shall not be liable for incidental or consequential damages of any kind. All Laird products are sold pursuant to the Laird Terms and Conditions of sale in effect from time to time, a copy of which will be furnished upon request.

© Copyright 2019 Laird Inc. All Rights Reserved. Laird, Laird Technologies, the Laird Logo, and other marks are trademarks or registered trademarks of Laird Inc. or an affiliate company thereof. Other product or service names may be the property of third parties. Nothing herein provides a license under any Laird or any third party intellectual property rights.