

(2,54mm) .100"

CLH SERIES

CLH-108-F-D-DV-P



CLH-120-F-D-BE



CLH-110-F-D-DV



SMT LOW PROFILE SOCKET

SPECIFICATIONS

For complete specifications and recommended PCB layouts see www.samtec.com?CLH

Insulator Material:

Black Liquid Crystal Polymer



Contact Material:

Phosphor Bronze

Operating Temp Range:

-65°C to +125°C with Gold

-65°C to +105°C with Tin

Plating:

Au or Sn over 50µ" (1,27µm) Ni

Contact Resistance:

10 mΩ max

Insertion Depth:

(2,67mm) .105" to (3,43mm) .135"

plug from top, (3,18mm) .125" min plus board thickness plug from bottom

Insertion Force:

4.0oz (1,11N) average

Normal Force:

50 grams (0,48N)

Withdrawal Force:

1.1oz (0,31N) average

Max Cycles:

100 with 10µ" (0,25µm) Au

RoHS Compliant:

Yes

Processing:

Lead-Free Solderable:

Yes

SMT Lead Coplanarity:

(0,10mm) .004" max

CLH

1

NO. PINS PER ROW

PLATING OPTION

D

ENTRY OPTION

OTHER OPTION

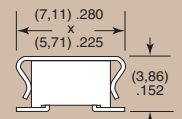
Mates with:
TSW, MTSW, HW, DW, EW, ZW, TLW, TSM, MTLW

-DV
= Top Entry

-BE
= Bottom Entry

-K
= (6,50mm) .256" DIA Polyimide film Pick & Place Pad (3 positions min.)

-P
= Pick & Place Pad (3 positions minimum)



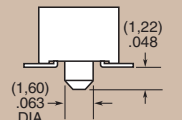
Not always necessary for auto placement. Call Samtec.

-F
= Pre-plated Gold flash on contact, 75µ" (1,91µm) Matte Tin on tail

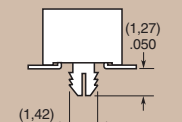
-L
= Pre-plated 10µ" (0,25µm) Gold on contact, 75µ" (1,91µm) Matte Tin on tail

Note: Other Gold plating options available. Contact Samtec.

-A
= Alignment Pin (4 positions minimum)

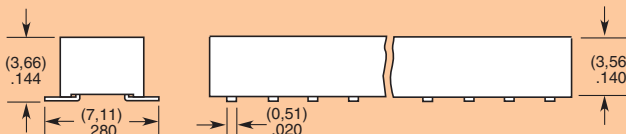
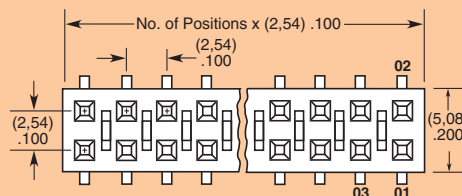


-LC
= Locking Clip



-TR
= Tape & Reel Packaging (29 positions maximum)

02 thru 50



TAPE & REEL AVAILABILITY
No tooling charges. Minimum order is the lesser of a full reel quantity or 125 pieces. Order any quantity above minimum. In-house design, manufacture. Quick turn-around. Call Samtec for specifications and ordering information.

Note: Some lengths, styles and options are non-standard, non-returnable.

Due to technical progress, all designs, specifications and components are subject to change without notice.

WWW.SAMTEC.COM