PRODUCT NUMBER	ROW NO.	DIM A
70267-X01	D	5.00
	C	5.00
	B	5.00
	A	5.00
70267-X02	D	5.00
	C	5.00
	B	5.00
	A	6.50
70267-X03	D	6.50
	C	5.75
	B	5.75
	A	6.50
70267-X04	D	7.25
	C	6.50
	B	6.50
	A	7.25
70267-X05	D	6.50
	C	6.50
	B	6.50
	A	6.50
70267-X06	D	5.00
	C	5.75
	B	5.75
	A	6.50
70267-X07	D	6.50
	C	6.50
	B	5.75
	A	5.00
70267-X08	D	5.00
	C	–
	B	–
	A	5.00
70267-X09	D	5.75
	C	5.75
	B	5.75
	A	5.75

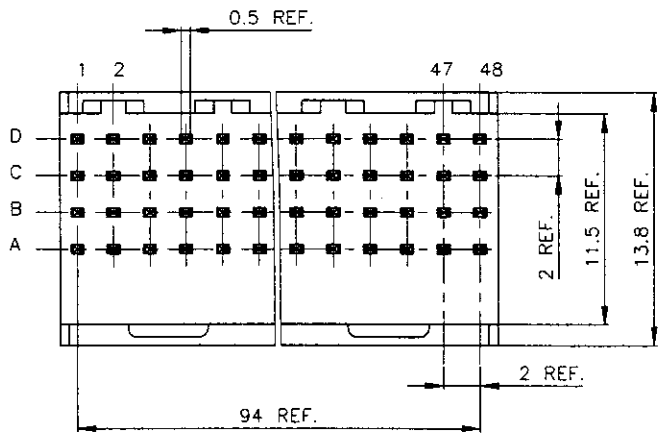

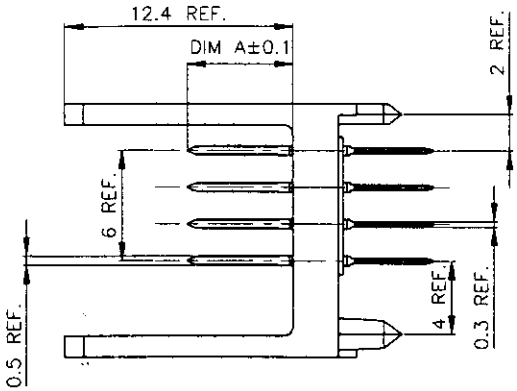

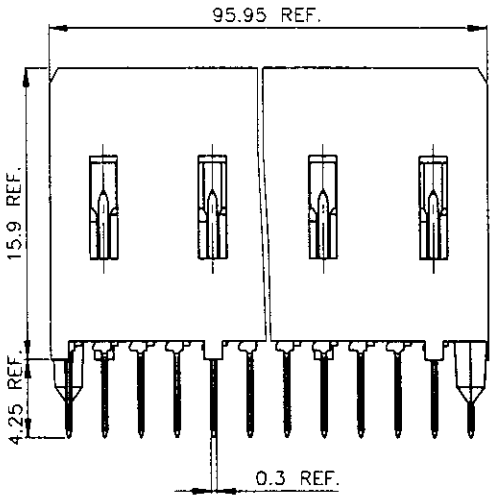

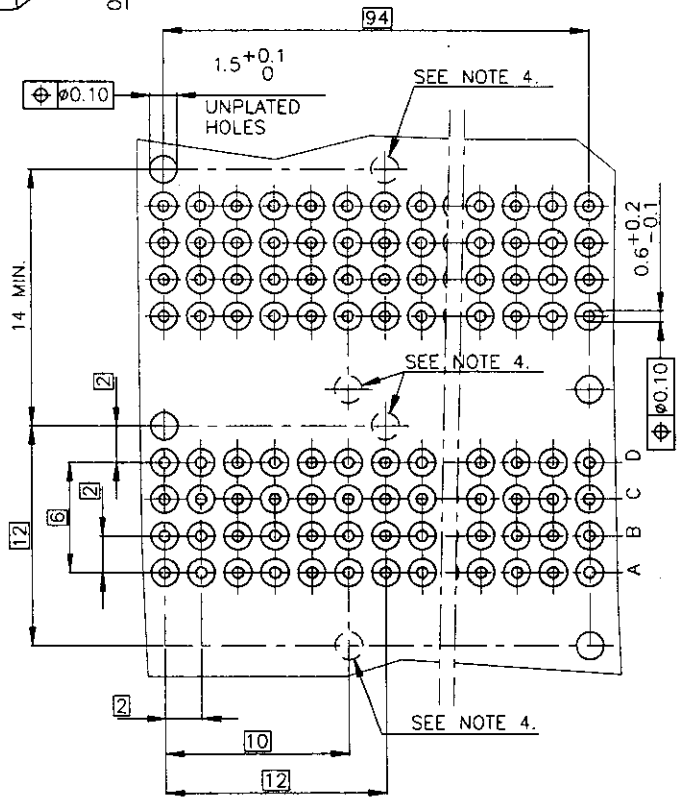

RECOMMENDED HOLE PATTERN
COMPONENT SIDE

NOTES:
1 BODY MAT'L: THERMOPL. POLYESTER 30% GLASS FLAME RETARDANT ACC. UL 94-V0 COLOUR GREY.
2 PIN MAT'L: PHOSPHOR BRONZE.
3 PLATING SOLDERTAILS: 2-8 µm SnPb90-95.
4 THESE HOLES ARE ONLY REQUIRED IF SMALLER MODULE SIZES ARE USED ON THE SAME HOLE PATTERN.

PLATING IN CONTACT AREA		
PLATING CODE	THICKNESS	UNDERPLATING
-1YY	0.8µm GOLD	1.3µm Ni min.
-2YY	2.0µm GOLD	2.0µm Ni min.
-3YY	1.3µm GOLD	2.0µm Ni min.
-9YY	0.8µm GXT	1.3µm Ni min.

mat'l. code SEE NOTE				tolerances unless otherwise specified			CUSTOMER COPY	BERG ELECTRONICS	
ltr	ecn no	dr	date	linear			projection	title	STR. HEADER SIGNAL STB 96 MM.
A	H90044	AVZ	900131						
B	H00338	AVZ	900704						
C	H00509	AVZ	901105	angles			mm	product family METRAL (tm)	code 213
D	H20476	PSC	920828	dr	A.v.Zanten	900131			
E	H50222	RVI	950410	engr	E.Feijen	950410			
F	H50339	RVI	950606	chr	A.v.Zanten	900131	scale 5:1	size A2 dwg no 70267	sheet 1 of 1
G	H50876	RVI	951109	appd	H.Cooijmans	950410			
sheet index	revision	G							
	sheet	1							